

Instructions for Parts Books

The heading at the top of the page will be the same for the picture of the parts as it is for the page with the part numbers.

Definition of column headings on part number pages:

REF.No → The number referring to the part on the picture page of the parts book.

Part No. → The number assigned to this part at the time of printing the parts book.

Description → Description of part.

Q'ty → Quantity of part used on that page.

S.No. → Serial number range of the equipment that this part will fit.

>= Your serial number should be greater than or equal to the number shown.

<= Your serial number should be lesser than or equal to the serial number shown.

I/C → Interchangeability of part shown.

↔ The part shown will work for the older and later serial number.

The part shown is not interchangeable with the other serial number.

← new for old

→ old for new

Remarks → Notes about this particular part. Sometimes this may say except [FR] or [CA]

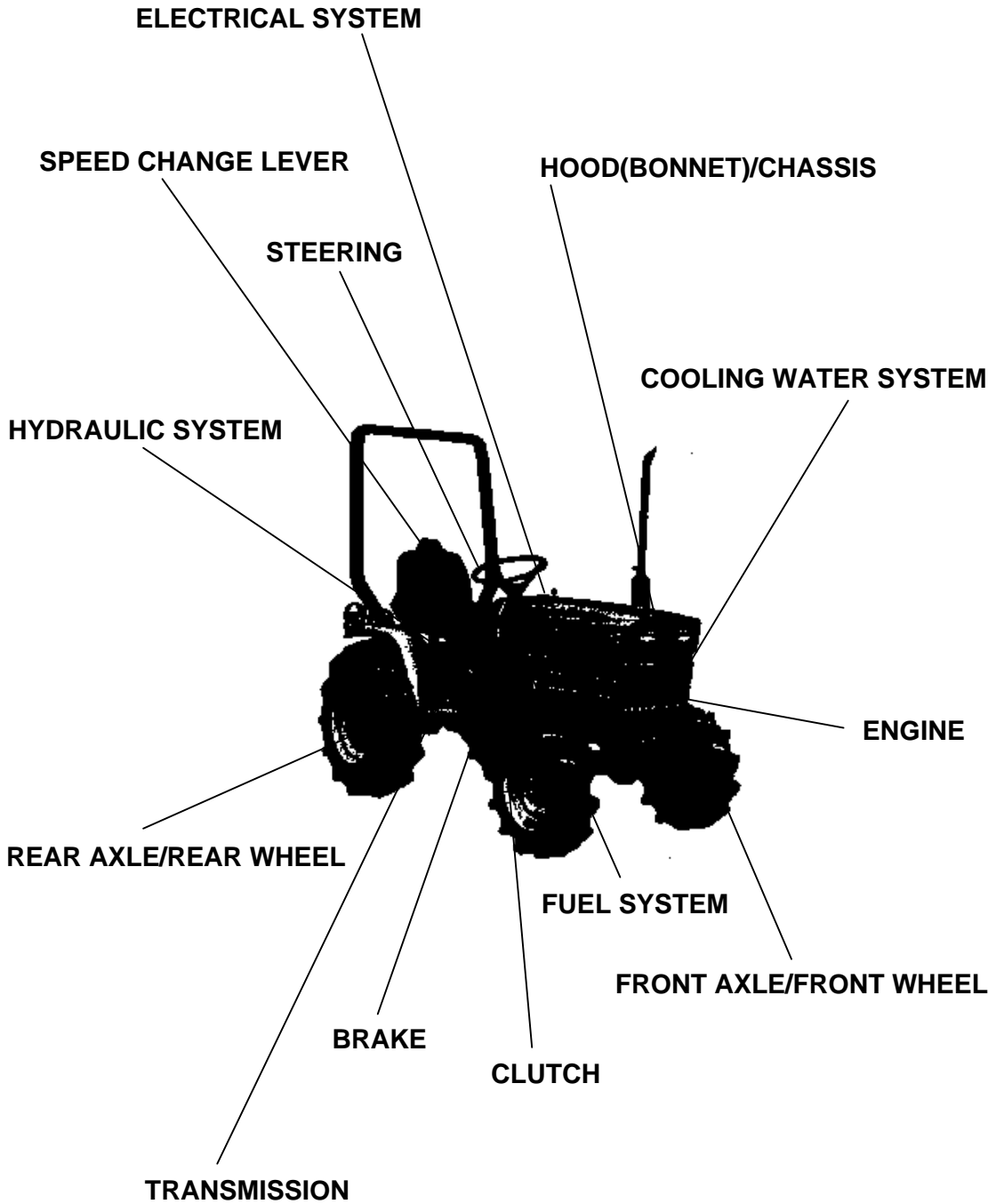
Note about Country Codes:

The parts books we use in the United States of America may also contain information about a part that would be different in another country. It is important that you are aware of the country codes in some instances.

Symbol	Country
A	United States of America
CA	Canada
FR	France
GR	Greece
PO	Portugal
AU	Australia

If the remarks column says for example EXCEPT [FR] this part works in all countries except France. That means it will work here in the USA.

ALL PRODUCT INDEX
B7200HSTD



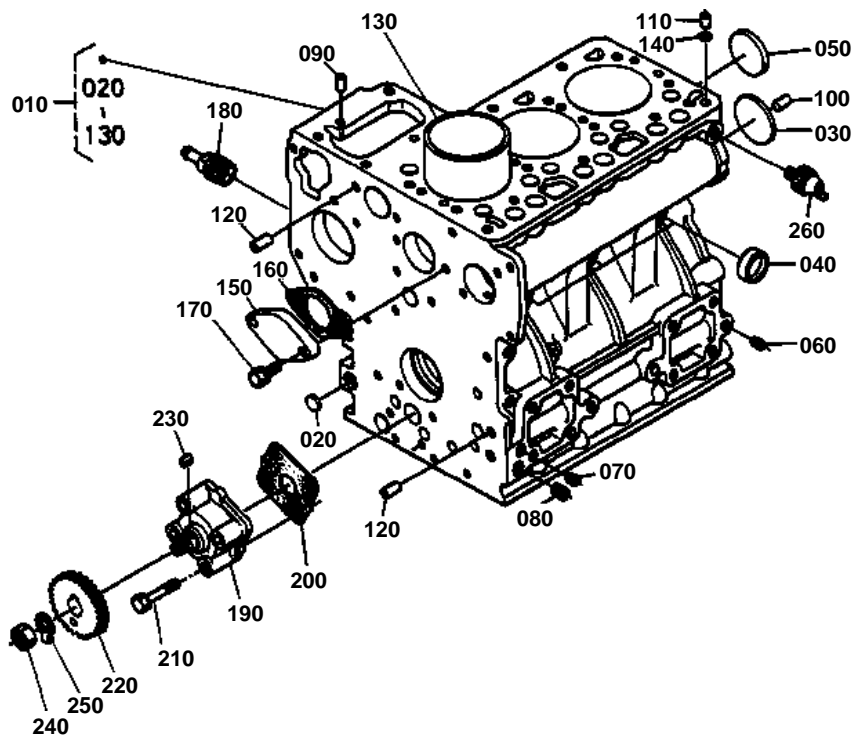
LABELS

ACCESSORIES

Item	Part No.	Description	Book
ENGINE	01E001	CRANKCASE [D850-LA-H D950-LA-H]	100K0070
	01E002	OIL PAN	100K0070
	01E003	CYLINDER HEAD	100K0070
	01E004	GEAR CASE	100K0070
	01E005	MAIN BEARING CASE	100K0070
	01E006	CYLINDER HEAD COVER	100K0070
	01E007	MANIFOLD	100K0070
	01E008	VALVE/ROCKER ARM	100K0070
	01E009	CAMSHAFT	100K0070
	01E010	PISTON/CRANKSHAFT	100K0070
	01E011	FLYWHEEL	100K0070
	01E012	INJECTION PUMP	100K0070
	01E013	NOZZLE HOLDER	100K0070
	01E014	ENGINE STOP LEVER	100K0070
	01E015	SPEED CONTROL PLATE	100K0070
	01E016	GOVERNOR	100K0070
	01E017	DYNAMO/STARTER	100K0070
	01E018	WATER FLANGE	100K0070
	01E019	WATER PUMP	100K0070
	01E020	HYDRAULIC PUMP	100K0070
	01E021	INJECTION PUMP	100K0070
	01E022	NOZZLE HOLDER	100K0070
	01E023	STARTER	100K0070
	01E024	DYNAMO	100K0070
	01E025	HYDRAULIC PUMP	100K0070
TRANSMISSION	01T001	TRANSMISSION CASE [B6200HSTE(D) B7200HSTE(D)]	100K0070
	01T002	CASE COVER	100K0070
REAR AXLE/REAR WHEEL CLUTCH	01T003	REAR AXLE CASE	100K0070
	01T004	CLUTCH ROD	100K0070
	01T005	CLUTCH	100K0070
TRANSMISSION	01T006	4TH SHAFT	100K0070
	01T007	2ND SHAFT	100K0070
	01T008	3RD 5TH AND PTO SHAFT	100K0070
REAR AXLE/REAR WHEEL	01T009	REAR DIFFERENTIAL	100K0070
	01T010	REAR AXLE	100K0070
	01T01102	REAR WHEEL (9.5-16)	100K0070
	01T01105	REAR WHEEL (31 X 13.5-15)	100K0070
	01T01106	REAR WHEEL HUB	100K0070
SPEED CHANGE LEVER	01T012	AUX.SPEED CHANGE	100K0070
	01T013	PTO SPEED CHANGE	100K0070
TRANSMISSION	01T014	MID PTO	100K0070
BRAKE	01T015	BRAKE	100K0070
HYDRAULIC SYSTEM	01T017	HYDRAULIC PIPE	100K0070
TRANSMISSION	01T018	HST	100K0070
HYDRAULIC SYSTEM	01T019	HYDRAULIC BLOCK	100K0070
	01T021	HYDRAULIC 2	100K0070
STEERING	01T022	STEERING	100K0070
BRAKE	01T023	PEDAL	100K0070
SPEED CHANGE LEVER	01T024	SPEED CHANGE LEVER	100K0070
BRAKE	01T025	BRAKE ROD	100K0070
SPEED CHANGE LEVER	01T026	RELEASE ROD	100K0070
	01T027	SPEED CHANGE 1	100K0070
	01T028	SPEED CHANGE 2	100K0070
HOOD(BONNET)/CHASSIS LABELS	01T029	SEAT	100K0070
	01T030	LABEL	100K0070

Item	Part No.	Description	Book
CLUTCH	01T031	CLUTCH HOUSING	100K0070
HOOD(BONNET)/CHASSIS	01T032	FRONT AXLE FRAME	100K0070
COOLING WATER SYSTEM	01T033	RADIATOR	100K0070
HOOD(BONNET)/CHASSIS	01T034	FENDER	100K0070
	01T035	HOOD	100K0070
ELECTRICAL SYSTEM	01T036	BATTERY	100K0070
ENGINE	01T037	MUFFLER	100K0070
FUEL SYSTEM	01T038	FUEL TANK	100K0070
	01T039	FUEL FILTER	100K0070
ENGINE	01T040	AIR CLEANER	100K0070
	01T041	DECOMPRESS WIRE/ENGINE STOP WIRE	100K0070
ELECTRICAL SYSTEM	01T042	PANEL	100K0070
	01T043	PANEL SWITCH	100K0070
	01T044	LIGHT	100K0070
FRONT AXLE/FRONT WHEEL	01T055	FRONT AXLE ARM	100K0070
	01T056	BEVEL GEAR CASE	100K0070
	01T057	FRONT AXLE CASE	100K0070
	01T058	KNUCKLE ARM	100K0070
	01T059	FRONT DIFFERENTIAL	100K0070
	01T060	BEVEL GEAR	100K0070
	01T061	DRIVE SHAFT	100K0070
	01T06201	FRONT WHEEL (6-12)	100K0070
	01T06202	FRONT WHEEL (20.5-8.00 X 10)	100K0070
HYDRAULIC SYSTEM	01T063	3-POINT LINKAGE	100K0070
FUEL SYSTEM	01T064	FUEL FILTER	100K0070
HYDRAULIC SYSTEM	01T066	CONTROL VALVE	100K0070
ACCESSORIES	01T067	ACCESSORIES AND SERVICE PARTS	100K0070

CRANKCASE [D850-LA-H D950-LA-H]

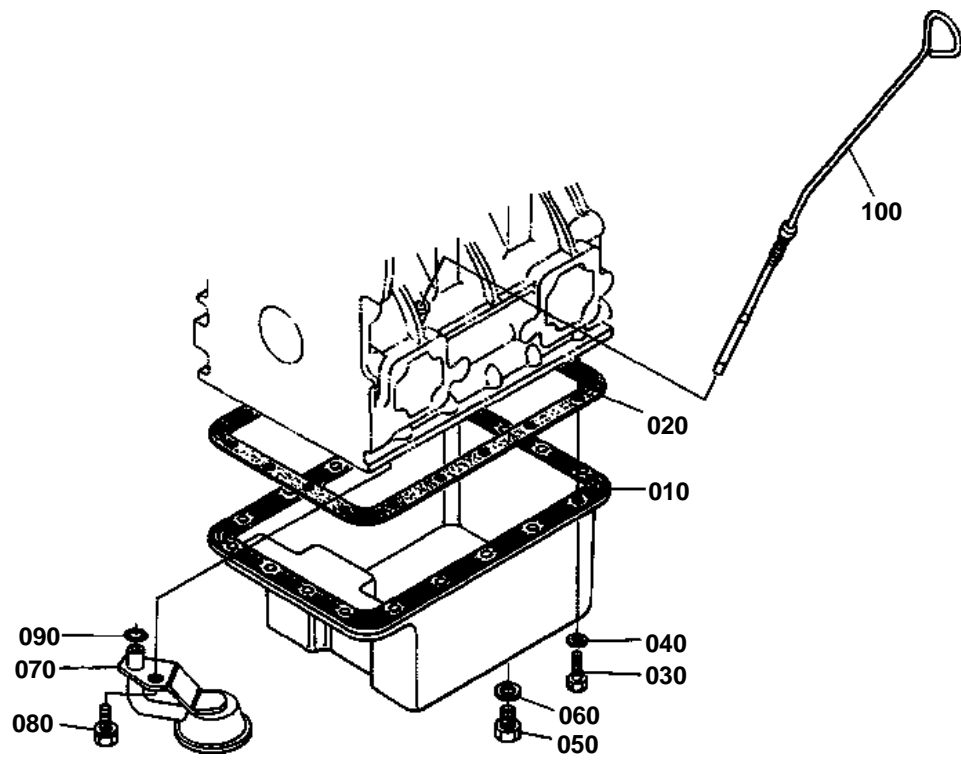


**CRANKCASE [D850-LA-H D950-LA-H]**

↔ Interchangeable; ≠ not interchangeable; ← new for old; → old for new

REF.No	Part No.	Description	Q'ty	S.No.	I/C	REMARKS	Weight (kgf)	Weight (lb)
010	15533-01010	COMP.CRANKCASE	1				26	57.2
020	06311-75015	PLUG EXPANSION	3				0.002	0.0044
030	06311-75040	PLUG EXPANSION	1				0.02	0.044
040	15321-96260	CAP SEALING	5				0.014	0.0308
050	15221-03490	CAP SEALING	1				0.02	0.044
060	15261-96010	PLUG	6				0.002	0.0044
070	15521-96020	PLUG	3				0.003	0.0066
080	15521-96030	PLUG	1				0.007	0.0154
090	05012-00609	PIN STRAIGHT	2				0.003	0.0066
100	05012-00814	PIN STRAIGHT	2				0.006	0.0132
110	15221-33650	PIN PIPE	1				0.004	0.0088
120	15231-33960	PIN PIPE	2				0.001	0.0022
130	15531-02310	LINER CYLINDER	3				0.42	0.924
140	15221-33700	O RING	1				0.001	0.0022
150	15261-73910	COVER WATER	1				0.13	0.286
160	15261-73920	GASKET WATER COVER	1				0	0
170	01023-50618	BOLT	2				0.006	0.0132
180	15531-73170	JOINT DRAIN PIPE	1				0.145	0.319
190	15261-35010	ASSY PUMP OIL	1				0.32	0.704
200	15261-35150	GASKET OIL PUMP	1				0	0
210	15261-91022	BOLT	4				0.012	0.0264
220	15954-35660	GEAR OIL PUMP DRIVE	1				0.14	0.308
230	05712-00410	KEY FEATHER	1				0.001	0.0022
240	02016-50100	NUT	1				0.009	0.0198
250	04211-50100	WASHER CLAW	1				0.002	0.0044
260	15521-39010	SWITCH OIL	1				0.048	0.1056

OIL PAN



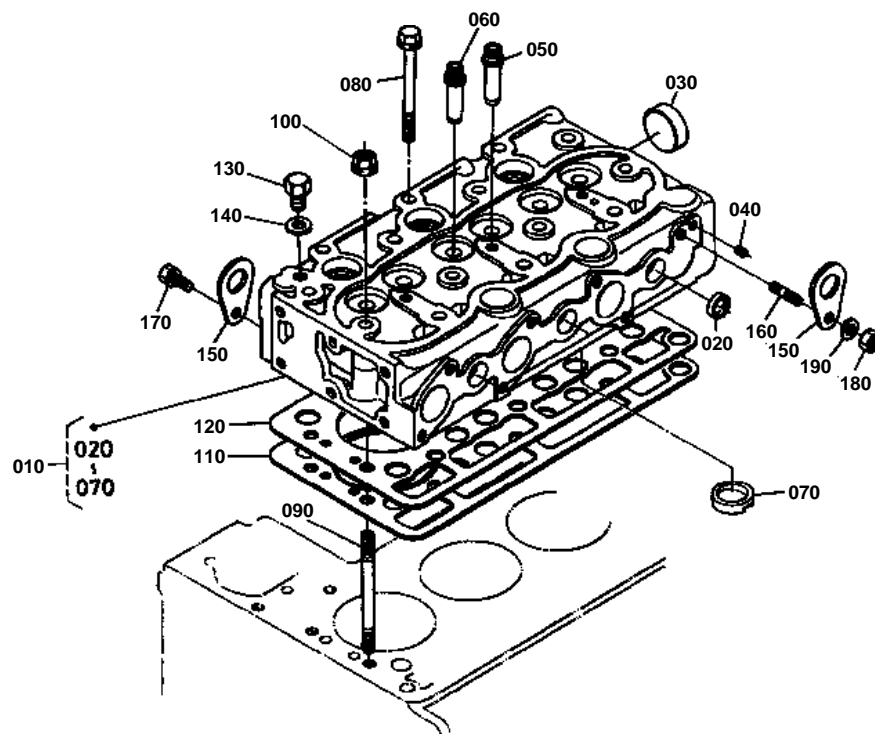


OIL PAN

↔ Interchangeable; ≠ not interchangeable; ← new for old; → old for new

REF.No	Part No.	Description	Q'ty	S.No.	I/C	REMARKS	Weight (kgf)	Weight (lb)
010	15371-01614	OIL PAN	1				1.1	2.42
020	15381-01620	GASKET	1				0	0
030	15381-91092	BOLT	18				0.002	0.0044
040	04512-50060	WASHER SPRING	18				0	0
050	15221-33750	PLUG	1				0.032	0.0704
060	15109-33660	GASKET	1				0.001	0.0022
070	15531-32110	FILTER OIL	1				0.185	0.407
080	01123-50816	BOLT	1				0.011	0.0242
090	04811-00140	O RING	1				0.001	0.0022
100	15533-36410	GAUGE OIL	1				0.03	0.066

CYLINDER HEAD



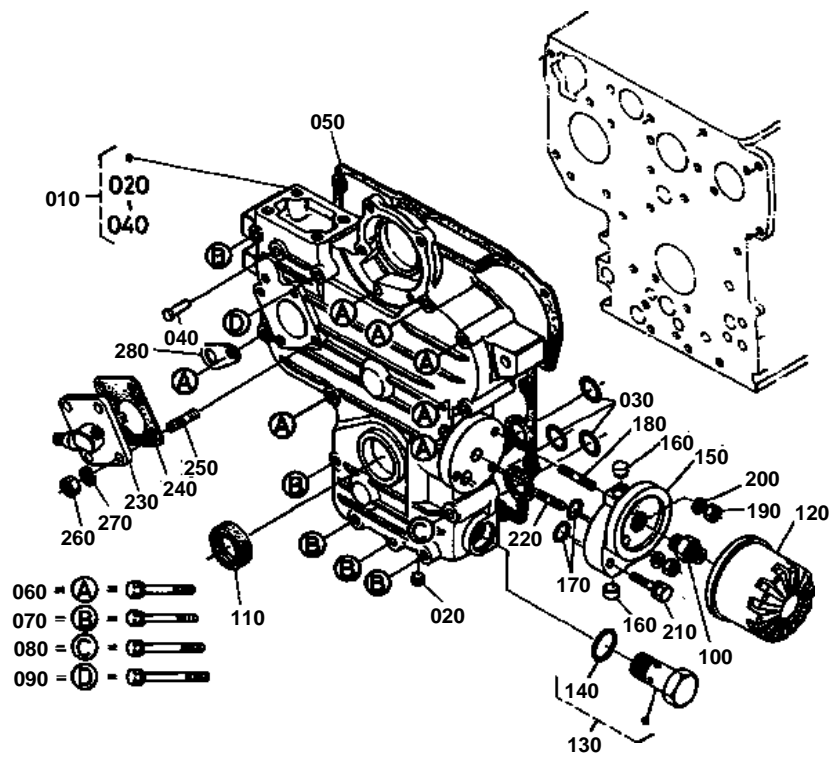


CYLINDER HEAD

↔ Interchangeable; ≠ not interchangeable; ← new for old; → old for new

REF.No	Part No.	Description	Q'ty	S.No.	I/C	REMARKS	Weight (kgf)	Weight (lb)
010	15532-03040	COMP.CYLINDER HEAD	1				9	19.8
020	15261-03370	CAP SEALING	5				0.005	0.011
030	15321-96260	CAP SEALING	1				0.014	0.0308
040	15261-96010	PLUG	2				0.002	0.0044
050	15261-13540	GUIDE INLET VALVE	3				0.02	0.044
060	15261-13560	GUIDE EXHAUST VALVE	3				0.02	0.044
070	15261-03140	CHAMBER COMBUSTION	3				0.023	0.0506
080	19215-03450	BOLT CYLINDER HEAD	12				0.047	0.1034
090	19215-03412	STUD HEAD	2				0.044	0.0968
100	19215-03512	NUT HEAD	2				0.009	0.0198
110	15531-03313	GASKET CYLINDER HEAD	1				0	0
120	15531-03320	SHIM HEAD GASKET	1				0.03	0.066
130	15000-36080	PLUG HEAD	1				0.03	0.066
140	04717-01600	WASHER SEAL	1				0.003	0.0066
150	15221-01750	HOOK ENGINE	2				0.04	0.088
160	01513-50816	STUD	1				0.009	0.0198
170	01123-50816	BOLT	1				0.011	0.0242
180	02156-50080	NUT	1				0.004	0.0088
190	04512-50080	WASHER SPRING	1				0.001	0.0022

GEAR CASE



**GEAR CASE**

↔ Interchangeable; ≠ not interchangeable; ← new for old; → old for new

REF.No	Part No.	Description	Q'ty	S.No.	I/C	REMARKS	Weight (kgf)	Weight (lb)
010	15532-04020	COMP.CASE GEAR	1				0	0
020	15261-96020	PLUG	2				0	0
030	04811-06130	O RING	3				0.001	0.0022
040	15221-56280	PIN START SPRING	1				0.006	0.0132
050	15531-04130	GASKET GEAR CASE	1				0	0
060	01023-50660	BOLT	7				0.01	0.022
070	01023-50665	BOLT	5				0.015	0.033
080	01023-50670	BOLT	1				0	0
090	01023-50675	BOLT	1				0.01	0.022
100	15241-32290	PIPE JOINT	1				0.053	0.1166
110	15841-04140	SEAL OIL	1				0.012	0.0264
120	15241-32090	ASSY CARTRIDGE OIL	1				0.35	0.77
130	15261-36070	ASSY VALVE RELIEF	1				0.078	0.1716
140	04810-00150	O RING	1				0.001	0.0022
150	15531-32310	SUPPORT OIL FILTER	1				0.215	0.473
160	15531-33640	PLUG BLIND	2				0.006	0.0132
170	04811-05140	O RING	2				0.001	0.0022
180	15221-88210	STUD	1				0.005	0.011
190	02056-50060	NUT	2				0.002	0.0044
200	04512-50060	WASHER SPRING	2				0	0
210	01023-50630	BOLT	1				0.008	0.0176
220	15531-91490	STUD	1				0.007	0.0154
230	67111-58810	ASSY CASE GEAR	1				0.33	0.726
240	15221-88130	GASKET	1				0	0
250	15221-88210	STUD	4				0.005	0.011
260	02056-50060	NUT	4				0.002	0.0044
270	04512-50060	WASHER SPRING	4				0	0
280	15531-72960	CLAMP PIPE	1			USA	0.005	0.011
280	15532-72960	CLAMP PIPE	1			CANADA	0.01	0.022

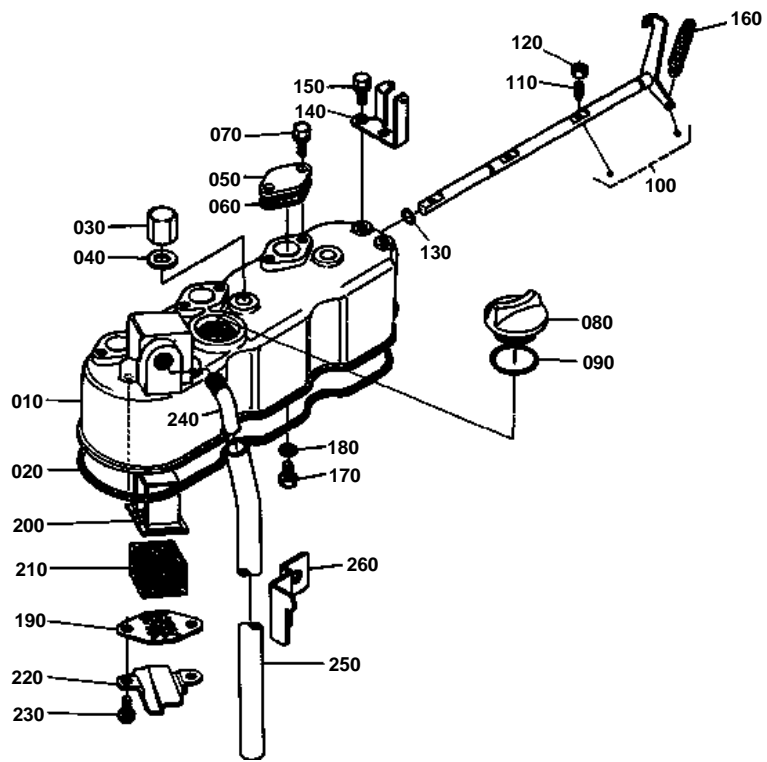


MAIN BEARING CASE

↔ Interchangeable; ≠ not interchangeable; ← new for old; → old for new

REF.No	Part No.	Description	Q'ty	S.No.	I/C	REMARKS	Weight (kgf)	Weight (lb)
010	15261-04090	ASSY CASE MAIN BRG.	1				0.8	1.76
020	15261-04540	BOLT BEARING CASE	6				0.02	0.044
030	15261-04570	WASHER BEARING CASE	6				0.001	0.0022
040	15261-04360	GASKET BEARING CASE	1				0	0
050	15549-04810	COVER BEARING CASE	1				0.2	0.44
060	15261-04820	GASKET	1				0	0
070	01023-50620	BOLT	9				0.006	0.0132
080	01023-50625	BOLT	8				0.007	0.0154
090	19215-04460	SEAL OIL	1				0.03	0.066
100	15261-04040	ASSY CASE MAIN BRG.	1				0.687	1.5114
110	15261-04560	BOLT BEARING CASE	2				0.02	0.044
120	15261-04590	WASHER BEARING CASE	2				0.004	0.0088
130	15381-04050	ASSY CASE MAIN BRG.	1				0.688	1.5136

CYLINDER HEAD COVER



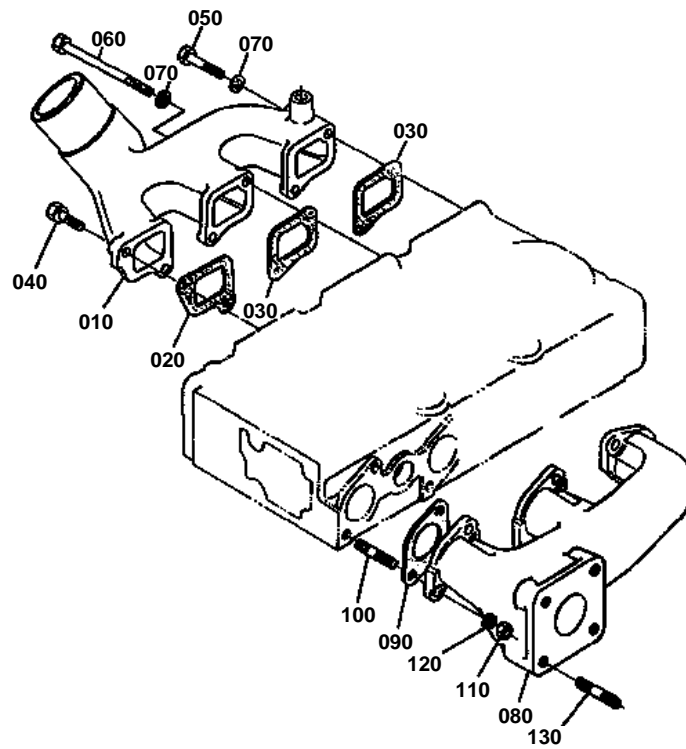


CYLINDER HEAD COVER

↔ Interchangeable; ≠ not interchangeable; ← new for old; → old for new

REF.No	Part No.	Description	Q'ty	S.No.	I/C	REMARKS	Weight (kgf)	Weight (lb)
010	15532-14540	COVER CYL.HEAD	1				0.75	1.65
020	15381-14520	GASKET HEAD COVER	1				0.005	0.011
030	15951-92330	NUT CAP	3				0	0
040	15951-96660	GASKET	3				0.001	0.0022
050	15261-66630	COVER	3				0.023	0.0506
060	15261-66640	GASKET	3				0	0
070	01023-50614	BOLT	6				0.005	0.011
080	15221-33140	PLUG OIL FILLER	1				0.038	0.0836
090	04811-50300	O RING	1				0.001	0.0022
100	15531-66040	COMP.SHAFT DECOMP.	1				0.2	0.44
110	15261-66350	BOLT DECOMPRESS	3				0.002	0.0044
120	02056-50050	NUT	3				0.002	0.0044
130	04811-00080	O RING	1				0.001	0.0022
140	15261-66190	HOLDER DECOMP.WIRE	1				0.03	0.066
150	01023-50614	BOLT	2				0.005	0.011
160	15221-66280	SPRING DECOMPRESS	1				0.008	0.0176
170	15221-66410	BOLT	1				0.005	0.011
180	04512-50060	WASHER SPRING	1				0	0
190	15951-05140	PLATE ELEMENT	1				0.005	0.011
200	15521-05150	PLATE ELEMENT	1				0.01	0.022
210	15521-05670	ELEMENT BREATHER	1				0.01	0.022
220	15951-05370	OIL SHIELD BREATHER	1				0.005	0.011
230	03024-50510	SCREW	2				0.002	0.0044
240	15521-05550	JOINT BREATHER PIPE	1				0.04	0.088
250	15261-05510	PIPE BREATHER	1				0.069	0.1518
260	15531-05580	CLAMP PIPE	1				0.019	0.0418

MANIFOLD



**MANIFOLD**

↔ Interchangeable; ≠ not interchangeable; ← new for old; → old for new

REF.No	Part No.	Description	Q'ty	S.No.	I/C	REMARKS	Weight (kgf)	Weight (lb)
010	15531-11760	MANIFOLD INLET	1				0.5	1.1
020	15261-11820	GASKET	1				0	0
030	15261-11830	GASKET	2				0	0
040	01023-50620	BOLT	4				0.006	0.0132
050	01053-50660	BOLT	1				0.014	0.0308
060	15381-91070	BOLT	1				0.016	0.0352
070	04512-50060	WASHER SPRING	2				0	0
080	15532-12310	MANIFOLD EXHAUST	1				1.38	3.036
090	15261-12360	GASKET	3				0	0
100	15381-91532	STUD	6				0.005	0.011
110	02056-50060	NUT	6				0.002	0.0044
120	04512-50060	WASHER SPRING	6				0	0
130	01513-50822	STUD	4				0.01	0.022



VALVE/ROCKER ARM

↔ Interchangeable; ≠ not interchangeable; ← new for old; → old for new

REF.No	Part No.	Description	Q'ty	S.No.	I/C	REMARKS	Weight (kgf)	Weight (lb)
010	15393-13110	VALVE INLET	3				0.048	0.1056
020	15393-13120	VALVE EXHAUST	3				0.048	0.1056
030	15261-13240	SPRING VALVE	6				0.02	0.044
040	15261-13330	RETAINER VALVE SP.	6				0	0
050	15261-13360	COLLET VALVE SPRING	6				0.004	0.0088
060	15261-13150	SEAL VALVE STEM	6				0.001	0.0022
070	15261-13280	CAP VALVE	6				0	0
080	15381-14053	ASSY SHAFT	1				0.135	0.297
090	15381-93610	SCREW	2				0.001	0.0022
100	15381-14350	BRACKET ROCKER ARM	3				0.05	0.11
110	15952-14410	STUD	3				0	0
120	15261-92010	NUT	3				0.005	0.011
130	15261-94010	WASHER PLAIN	3				0.002	0.0044
140	15261-14420	SCREW SET	1				0.002	0.0044
150	15261-14430	WASHER	6				0.001	0.0022
160	15261-14310	SPRING ROCKER ARM	2				0.003	0.0066
170	04612-00110	CIR-CLIP EXTERNAL	2				0.001	0.0022
180	19264-14030	ASSY ROCKER ARM	6				0	0
190	19264-14180	BUSH ROCKER ARM	6				0.005	0.011
200	15261-14232	SCREW	6				0.006	0.0132
210	15261-14240	NUT	6				0.002	0.0044

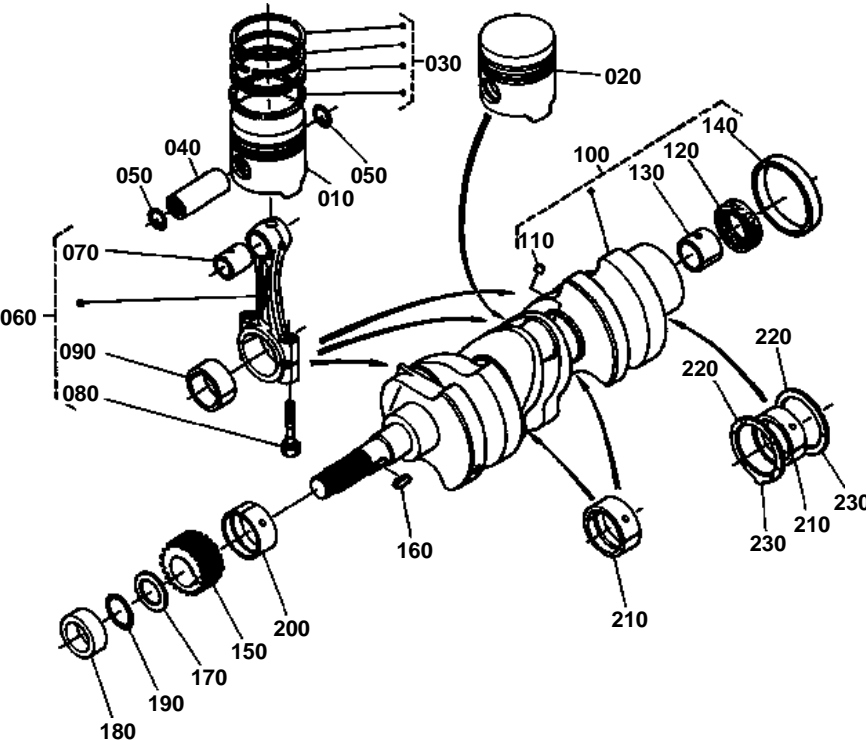


CAMSHAFT

↔ Interchangeable; ≠ not interchangeable; ← new for old; → old for new

REF.No	Part No.	Description	Q'ty	S.No.	I/C	REMARKS	Weight (kgf)	Weight (lb)
010	15381-16010	ASSY GAMSHAFT	1				1.045	2.299
020	15381-16110	COMP CAMSHAFT	1				0.965	2.123
030	15261-96880	PLUG BLIND	2				0.002	0.0044
040	15261-16510	GEAR CAMSHAFT	1				0.354	0.7788
050	05712-00515	KEY FEATHER	1				0.003	0.0066
060	15261-16270	STOPPER CAMSHAFT	1				0.034	0.0748
070	04612-00180	CIR-CLIP EXTERNAL	1				0.001	0.0022
080	01023-50614	BOLT	2				0.005	0.011
090	15532-24010	COMP.GEAR IDLE	1				0.63	1.386
100	15532-24980	BUSH IDLE GEAR	2				0.011	0.0242
110	15532-24360	COLLAR IDLE GEAR	1				0.01	0.022
120	15532-24370	COLLAR IDLE GEAR	1				0.01	0.022
130	15532-24320	CIR-CLIP IDLE GEAR	1				0.003	0.0066
140	15532-24250	SHAFT IDLE GEAR	1				0.275	0.605
150	01023-50616	BOLT	3				0.005	0.011
160	15261-15550	TAPPET	6				0.03	0.066
170	15261-15110	ROD PUSH	6				0.022	0.0484

PISTON/CRANKSHAFT



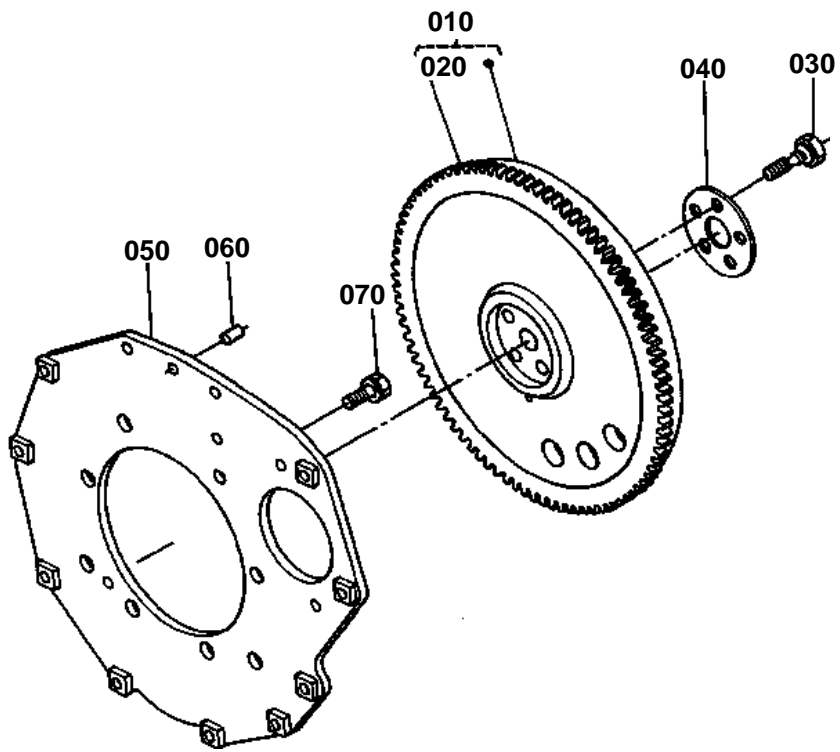


PISTON/CRANKSHAFT

↔ Interchangeable; ≠ not interchangeable; ← new for old; → old for new

REF.No	Part No.	Description	Q'ty	S.No.	I/C	REMARKS	Weight (kgf)	Weight (lb)
010	15532-21110	PISTON	2			STD	0.365	0.803
010	15532-21910	PISTON	2			+0.5	0.365	0.803
020	15531-21123	PISTON	1			STD	0.35	0.77
020	15531-21922	PISTON	1			+0.5	0.37	0.814
030	15531-21050	ASSY PISTON RING	3			STD	0.046	0.1012
030	15531-21090	ASSY PISTON RING	3			+0.5	0.03	0.066
040	15261-21310	PIN PISTON	3				0.102	0.2244
050	15261-21330	CIR-CLIP PISTON PIN	6				0.001	0.0022
060	15531-22010	ASSY CONNECTING ROD	3				0	0
070	15261-21980	BUSH PISTON PIN	3				0.012	0.0264
080	15261-22140	BOLT CONNECTING ROD	6				0	0
090	15531-22310	METAL CRANKPIN	3			STD	0	0
090	15531-22970	METAL CRANKPIN	3			-0.2	0	0
090	15531-22980	METAL CRANKPIN	3			-0.4	0	0
100	15752-23010	COMP.CRANKSHAFT	1				8	17.6
110	15131-01380	PLUG PIN	3				0.001	0.0022
120	09400-14247	SEAL OIL	1				0.004	0.0088
130	66621-14120	BEARING	1				0.006	0.0132
140	19215-23280	SLEEVE CRANKSHAFT	1				0.05	0.11
150	15752-24110	GEAR CRANKSHAFT	1				0.046	0.1012
160	05712-00515	KEY FEATHER	1				0.003	0.0066
170	15752-23310	SLINGER OIL	1				0.002	0.0044
180	15752-23250	COLLAR CRANKSHAFT	1				0.043	0.0946
190	04811-05230	O RING	1				0.001	0.0022
200	15261-23470	METAL CRANKSHAFT	1			STD	0	0
200	15261-23910	METAL CRANKSHAFT	1			-0.2	0	0
200	15261-23920	METAL CRANKSHAFT	1			-0.4	0	0
210	15261-23480	METAL CRANKSHAFT	3			STD	0	0
210	15261-23930	METAL CRANKSHAFT	3			-0.2	0	0
210	15261-23940	METAL CRANKSHAFT	3			-0.4	0	0
220	15261-23530	METAL SIDE	2			STD	0.006	0.0132
220	15261-23950	METAL SIDE	2			+0.2	0.006	0.0132
220	15261-23960	METAL SIDE	2			+0.4	0.007	0.0154
230	15261-23540	METAL SIDE	2			STD	0.007	0.0154
230	15261-23970	METAL SIDE	2			+0.2	0.006	0.0132
230	15261-23980	METAL SIDE	2			+0.4	0.007	0.0154

FLYWHEEL



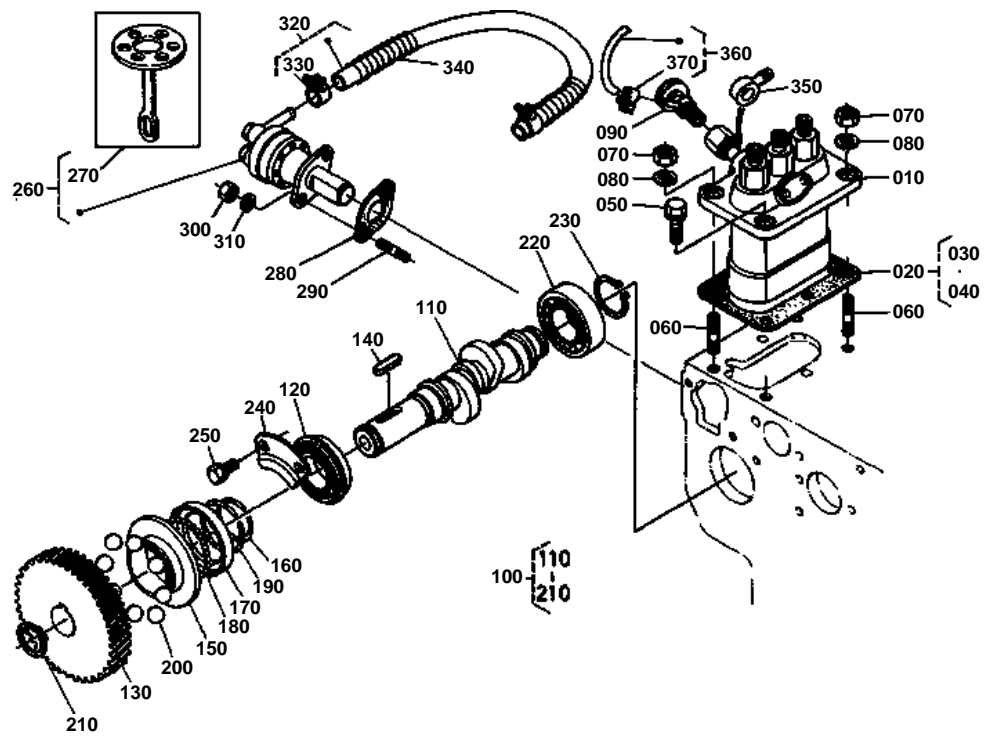


FLYWHEEL

↔ Interchangeable; ≠ not interchangeable; ← new for old; → old for new

REF.No	Part No.	Description	Q'ty	S.No.	I/C	REMARKS	Weight (kgf)	Weight (lb)
010	15541-25010	COMP.FLYWHEEL	1				0	0
020	15261-63820	GEAR RING	1				0	0
030	15533-25160	BOLT FLYWHEEL	5				0	0
040	15531-25170	WASHER FLYWHEEL	1				0.04	0.088
050	15541-04620	PLATE REAR END	1				2.76	6.072
060	05012-00814	PIN STRAIGHT	1				0.006	0.0132
070	15261-91190	BOLT	8				0.03	0.066

INJECTION PUMP



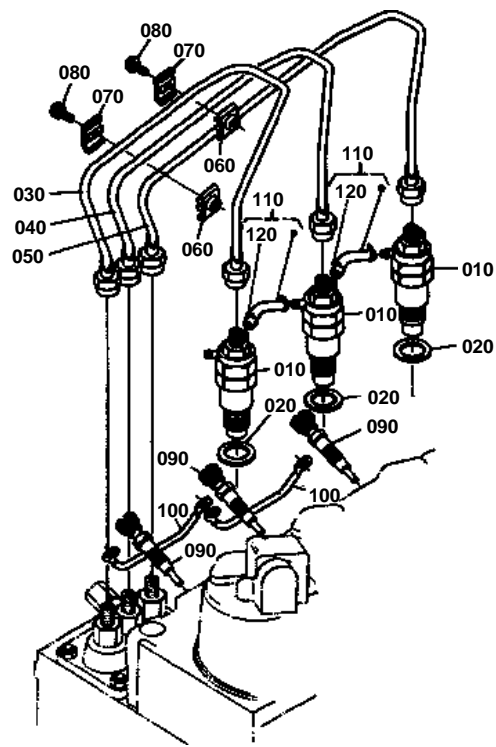


INJECTION PUMP

↔ Interchangeable; ≠ not interchangeable; ← new for old; → old for new

REF.No	Part No.	Description	Q'ty	S.No.	I/C	REMARKS	Weight (kgf)	Weight (lb)
010	15531-51010	ASSY PUMP INJECTION	1			REFER TO L.No.0C03-L0 FOR COMPONENTS.	2.1	4.62
020	19491-52100	ASSY SHIM	1				0.035	0.077
030	15321-52110	SHIM INJECTION PUMP	3				0	0
040	15381-52112	SHIM INJECTION PUMP	4				0.045	0.099
050	01123-50822	BOLT	2				0.012	0.0264
060	15221-91530	STUD	2				0.011	0.0242
070	02156-50080	NUT	2				0.004	0.0088
080	04512-50080	WASHER SPRING	2				0.001	0.0022
090	14311-60504	ASSY COCK JET START	1				0.034	0.0748
100	15381-16020	ASSY CAMSHAFT FUEL	1				1.1	2.42
110	15381-16170	CAMSHAFT FUEL	1				0.42	0.924
120	08153-06004	BEARING BALL	1				0.07	0.154
130	15261-51150	GEAR INJECTION PUMP	1				0.463	1.0186
140	05712-00520	KEY FEATHER	1				0.004	0.0088
150	15261-55450	SLEEVE GOVERNOR	1				0.058	0.1276
160	15261-55470	CIR-CLIP GOV.SLEEVE	1				0.002	0.0044
170	15261-55690	CASE GOVERNOR BALL	1				0	0
180	07715-03205	BALL	30				0.001	0.0022
190	15261-55740	CIR-CLIP	1				0.002	0.0044
200	07715-03217	BALL	8				0.01	0.022
210	04612-00180	CIR-CLTP EXTERNAL	1				0.001	0.0022
220	08103-06004	BEARING BALL	1				0.066	0.1452
230	04612-00200	CIR-CLIP EXTERNAL	1				0.001	0.0022
240	15261-16320	STOPPER	1				0.037	0.0814
250	01023-50612	BOLT	2				0.005	0.011
260	15381-52030	ASSY PUMP FUEL	1				0	0
270	15381-52040	COMP.DIAPHRAGM	1				0	0
280	15241-52140	GASKET FUEL PUMP	1				0	0
290	01513-50616	STUD	2				0.004	0.0088
300	02056-50060	NUT	2				0.002	0.0044
310	04512-50060	WASHER SPRING	2				0	0
320	15531-42010	ASSY PIPE FUEL	1				0.056	0.1232
330	14301-42750	CLIP PIPE	2				0.005	0.011
340	67111-58320	SPRING PIPE PROTECT.	1				0.02	0.044
350	14111-42410	JOINT EYE	1				0.025	0.055
360	15531-42870	ASSY PIPE JET START	1				0.02	0.044
370	10244-42320	CLIP PIPE	2				0.001	0.0022

NOZZLE HOLDER



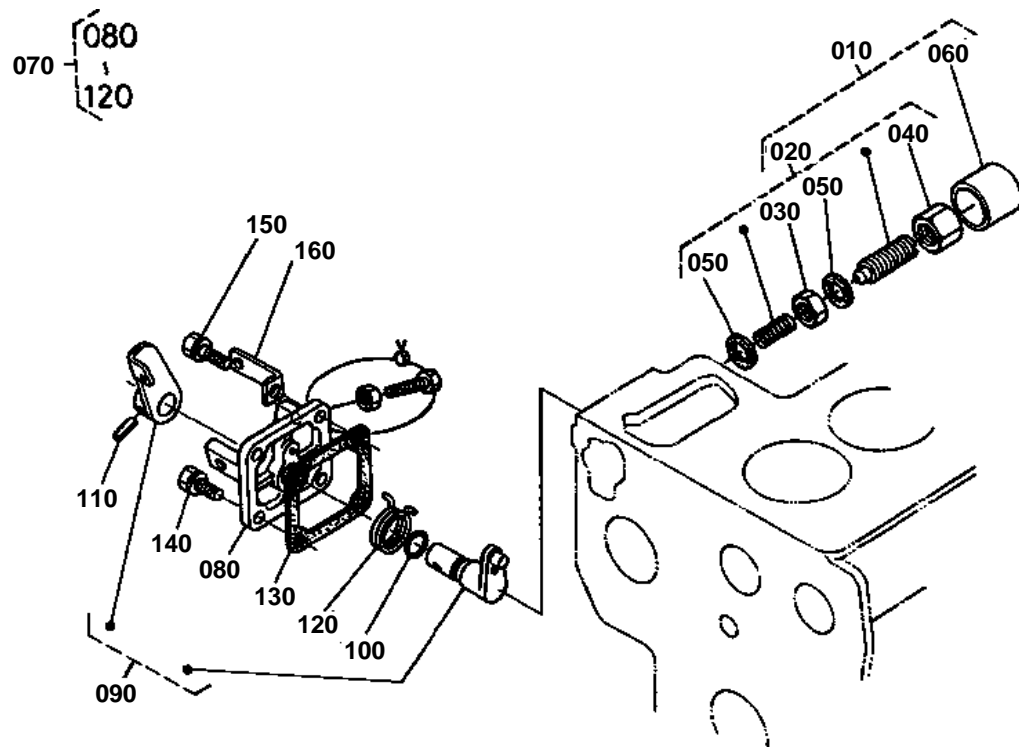


NOZZLE HOLDER

↔ Interchangeable; ≠ not interchangeable; ← new for old; → old for new

REF.No	Part No.	Description	Q'ty	S.No.	I/C	REMARKS	Weight (kgf)	Weight (lb)
010	15271-53020	ASSY HOLDER NOZZLE	3			REFER TO L.No.0C04-L0 FOR COMPONENTS.	0.26	0.572
020	17011-53620	GASKET	3				0.003	0.0066
030	15261-53710	PIPE INJECTION	1				0.103	0.2266
040	15261-53720	PIPE INJECTION	1				0.1	0.22
050	15381-53730	PIPE INJECTION	1				0.102	0.2244
060	15121-53850	CLAMP PIPE	2				0	0
070	15121-53860	CLAMP PIPE	2				0	0
080	03024-50520	SCREW	2				0.004	0.0088
090	15951-65510	PLUG GLOW	3				0.03	0.066
100	15261-65560	CORD GLOW PLUG	2				0.005	0.011
110	15261-42500	ASSY PIPE OVER FLOW	2				0.02	0.044
120	10244-42320	CLIP PIPE	4				0.001	0.0022

ENGINE STOP LEVER



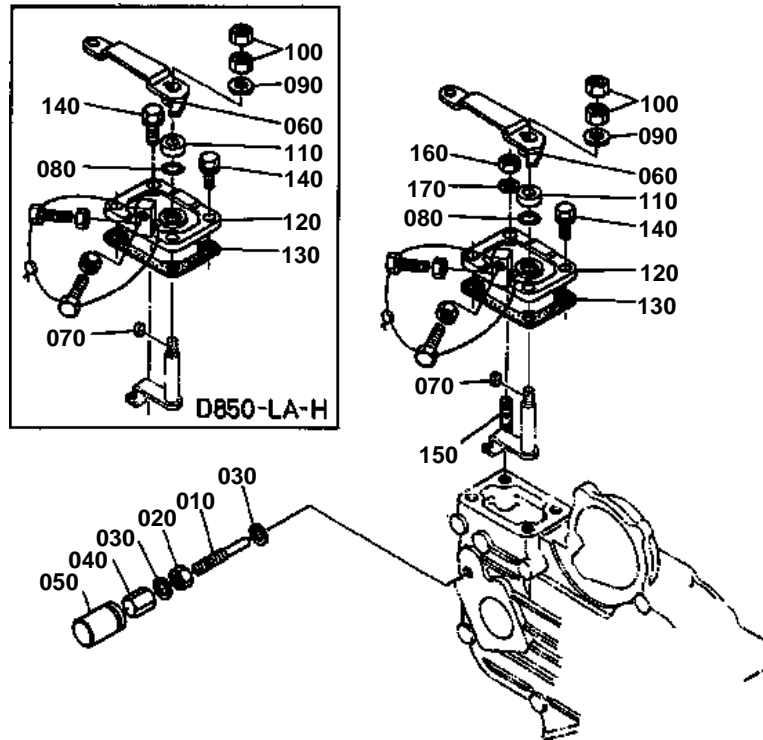


ENGINE STOP LEVER

↔ Interchangeable; ≠ not interchangeable; ← new for old; → old for new

REF.No	Part No.	Description	Q'ty	S.No.	I/C	REMARKS	Weight (kgf)	Weight (lb)
010	15531-54090	APPARATUS IDLING	1				0.023	0.0506
020	15531-54100	ASSY BOLT ADJUSTING	1				0.005	0.011
030	15261-92020	NUT	1				0.004	0.0088
040	15261-92330	NUT CAP	1				0.01	0.022
050	15021-33660	GASKET	2				0.001	0.0022
060	15261-54270	CAP	1				0.002	0.0044
070	15531-57700	ASSY LVR.ENGINE STOP	1				0	0
080	15531-51650	COVER INJECTION PUMP	1				0	0
090	15531-57710	ASSY SHAFT LEVER	1				0	0
100	04811-10070	O RING	1				0.001	0.0022
110	05411-00420	PIN SPRING	1				0.001	0.0022
120	15611-57510	SPRING RETURN	1				0.003	0.0066
130	15231-05130	GASKET BREATHER	1				0	0
140	01023-50618	BOLT	3				0.006	0.0132
150	01023-50620	BOLT	1				0.006	0.0132
160	15531-57480	HOLDER WIRE	1				0.015	0.033

SPEED CONTROL PLATE



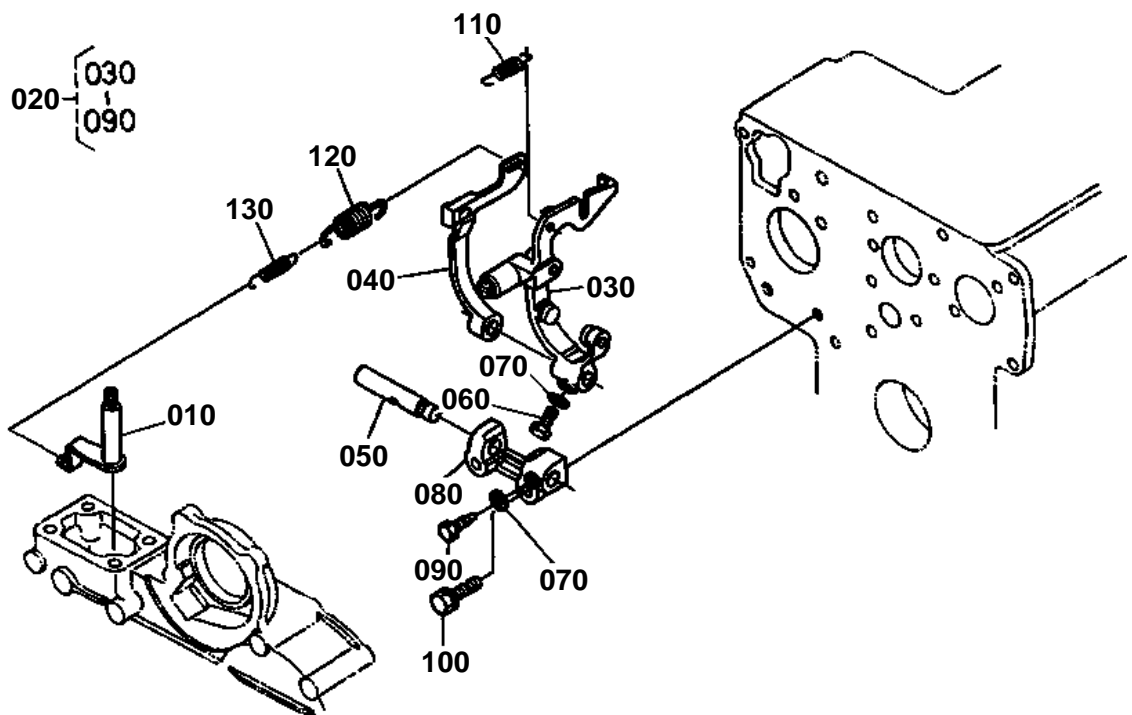


SPEED CONTROL PLATE

↔ Interchangeable; ≠ not interchangeable; ← new for old; → old for new

REF.No	Part No.	Description	Q'ty	S.No.	I/C	REMARKS	Weight (kgf)	Weight (lb)
010	15531-54120	BOLT ADJUSTING	1				0.009	0.0198
020	15531-92030	NUT	1				0.005	0.011
030	15601-96650	GASKET	2				0.001	0.0022
040	15601-54220	NUT CAP	1				0	0
050	15601-54420	CAP	1				0	0
060	15531-57150	LEVER SPEED CONTROL	1				0.04	0.088
070	15261-95010	KEY FEATHER	1				0.001	0.0022
080	04811-00070	O RING	1				0.001	0.0022
090	04013-50060	WASHER PLAIN	1				0	0
100	02012-50060	NUT	2				0	0
110	15261-57380	PLATE FRICTION	1				0	0
120	15531-57110	PLATE SPEED CONTROL	1				0.06	0.132
130	15261-57210	GASKET	1				0	0
140	01023-50620	BOLT	3				0.006	0.0132
150	15221-88210	STUD	1				0.005	0.011
160	02056-50060	NUT	1				0.002	0.0044
170	04512-50060	WASHER SPRING	1				0	0

GOVERNOR

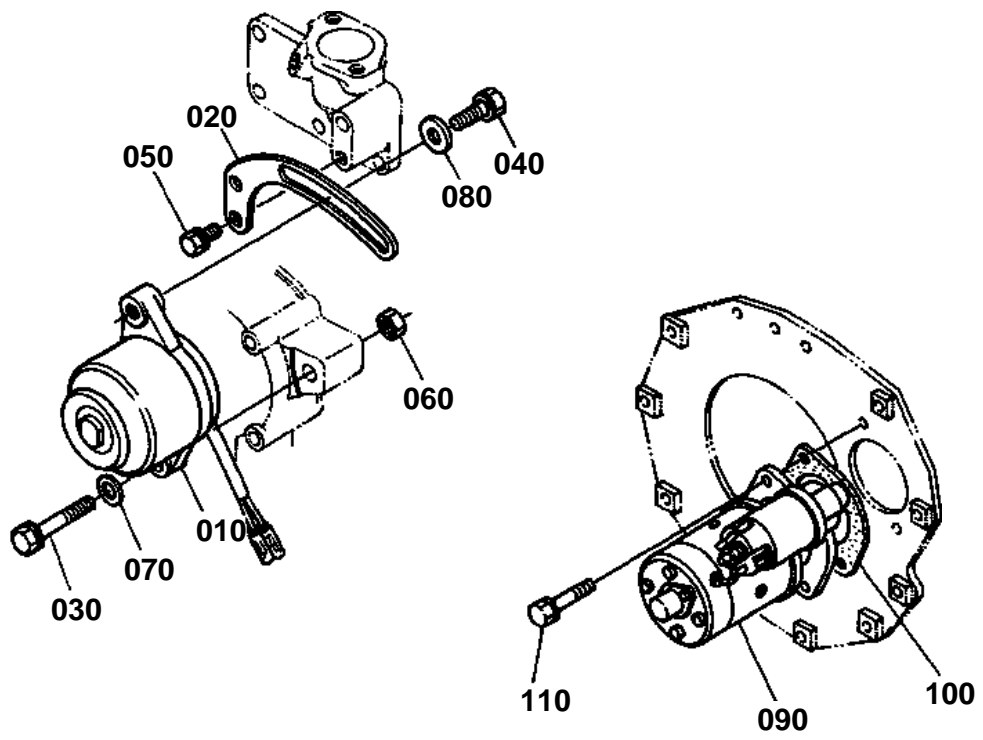


**GOVERNOR**

↔ Interchangeable; ≠ not interchangeable; ← new for old; → old for new

REF.No	Part No.	Description	Q'ty	S.No.	I/C	REMARKS	Weight (kgf)	Weight (lb)
010	15531-56020	COMP.LEVER GOVERNOR	1				0.026	0.0572
020	15752-56050	ASSY LEVER FORK	1				0.3	0.66
030	15752-56040	COMP.LEVER FORK	1				0.15	0.33
040	15531-56130	LEVER FORK	1				0.075	0.165
050	15261-56150	SHAFT FORK LEVER	1				0.032	0.0704
060	01053-50516	BOLT	1				0.003	0.0066
070	04512-50050	WASHER SPRING	2				0	0
080	15261-56230	HOLDER FORK LEVER	1				0.038	0.0836
090	15261-66410	BOLT	1				0.003	0.0066
100	01023-50628	BOLT	2				0.015	0.033
110	15221-56480	SPRING START	1				0.008	0.0176
120	15531-56410	SPRING GOVERNOR	1				0.007	0.0154
130	15531-56420	SPRING GOVERNOR	1				0.003	0.0066

DYNAMO/STARTER

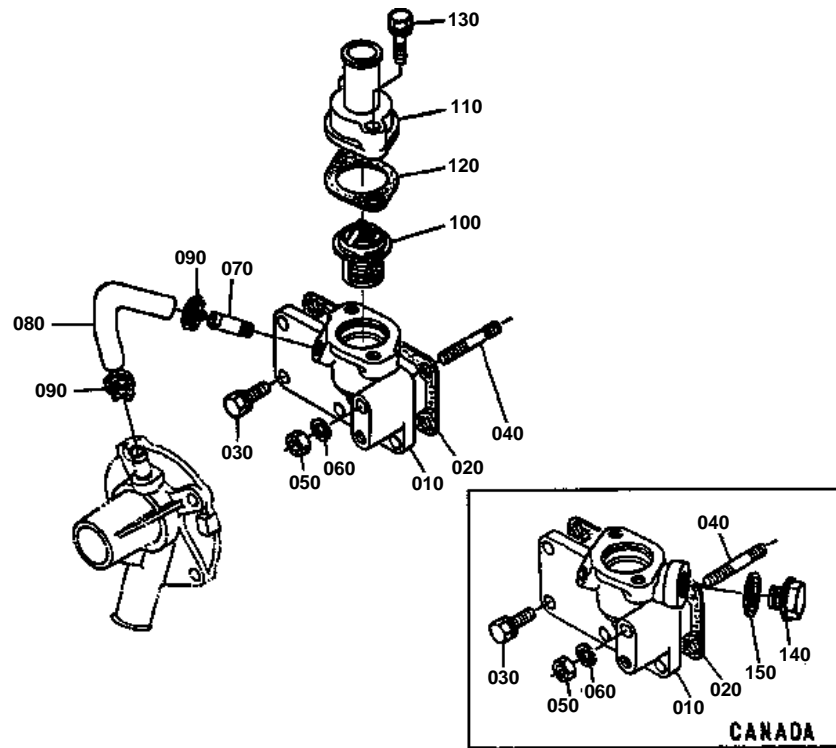


**DYNAMO/STARTER**

↔ Interchangeable; ≠ not interchangeable; ← new for old; → old for new

REF.No	Part No.	Description	Q'ty	S.No.	I/C	REMARKS	Weight (kgf)	Weight (lb)
010	15531-64013	ASSY DYNAMO	1			REFER TO L.No.0C06-L0 FOR COMPONENTS.	0	0
020	15531-64420	STAY DYNAMO	1				0.09	0.198
030	01023-50616	BOLT	1				0.005	0.011
040	01123-50825	BOLT	1				0.013	0.0286
050	01123-50860	BOLT	1				0.026	0.0572
060	02056-50080	NUT	1				0.005	0.011
070	04013-50080	WASHER PLAIN	1				0	0
080	04015-50080	WASHER PLAIN	1			0	0	
090	15231-63010	ASSY STARTER	1			REFER TO L.No.0C05-L0 FOR COMPONENTS.	0	0
100	66591-51160	GASKET	1				0	0
110	01123-50828	BOLT	2				0.014	0.0308

WATER FLANGE



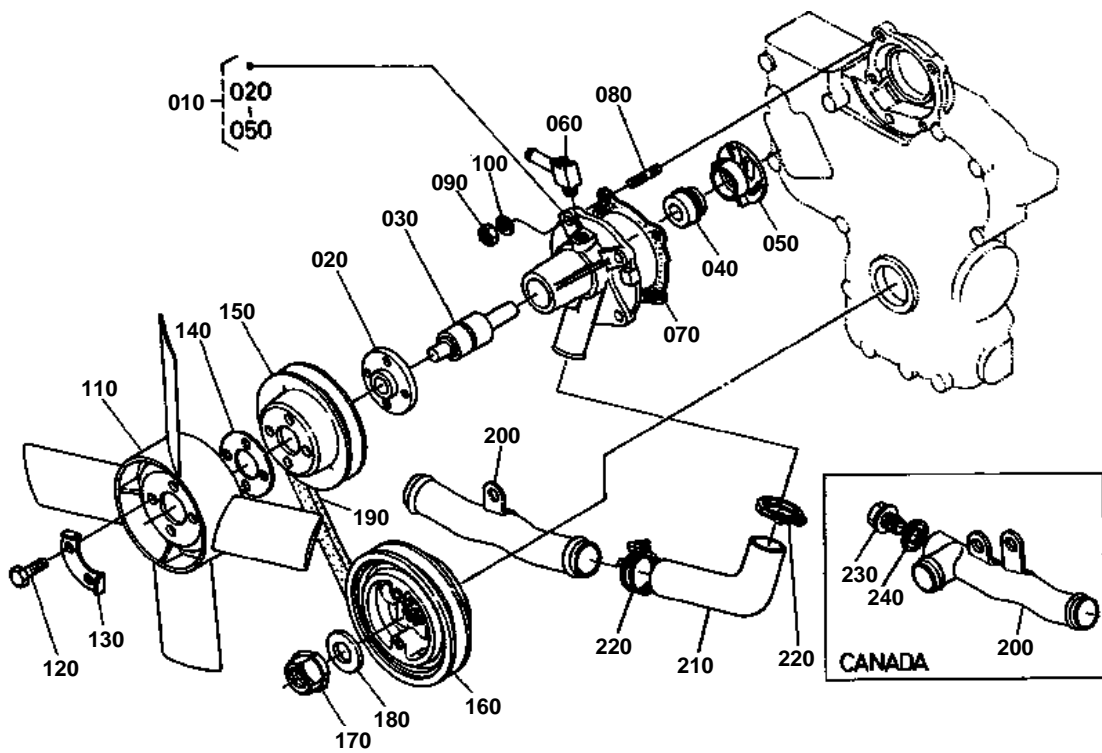


WATER FLANGE

↔ Interchangeable; ≠ not interchangeable; ← new for old; → old for new

REF.No	Part No.	Description	Q'ty	S.No.	I/C	REMARKS	Weight (kgf)	Weight (lb)
010	15531-72910	FLANGE WATER	1			USA	0.21	0.462
010	15582-72910	FLANGE WATER	1			CANADA	0.3	0.66
020	15261-72920	GASKET WATER FLANGE	1				0	0
030	01023-50616	BOLT	5				0.005	0.011
040	01513-50655	STUD	1				0.013	0.0286
050	02056-50060	NUT	1				0.002	0.0044
060	04512-50060	WASHER SPRING	1				0	0
070	15531-73340	PIPE WATER RETURN	1				0.01	0.022
080	15531-73350	PIPE WATER RETURN	1				0.02	0.044
090	15531-73360	BAND PIPE	2				0.007	0.0154
100	15531-73010	ASSY THERMOSTAT	1				0.07	0.154
110	15531-73260	COVER THERMOSTAT	1				0.068	0.1496
120	15531-73270	GASKET	1				0	0
130	01023-50635	BOLT	2				0.01	0.022
140	34150-36730	PLUG	1			CANADA	0.038	0.0836
150	04714-00300	GASKET	1			CANADA	0.002	0.0044

WATER PUMP



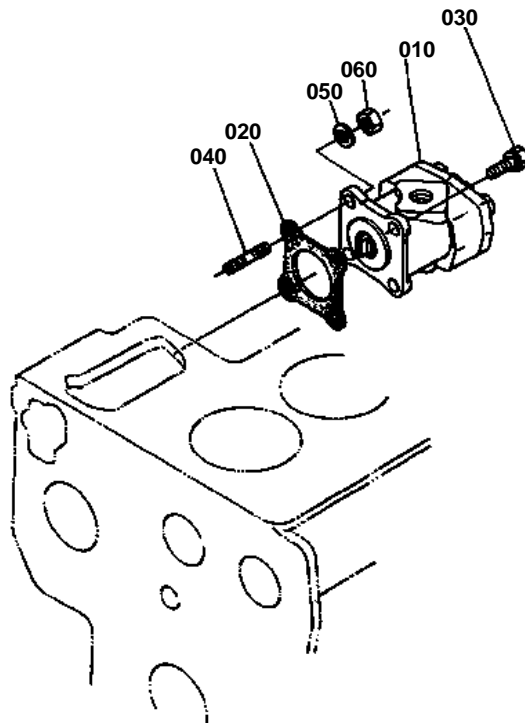


WATER PUMP

↔ Interchangeable; ≠ not interchangeable; ← new for old; → old for new

REF.No	Part No.	Description	Q'ty	S.No.	I/C	REMARKS	Weight (kgf)	Weight (lb)
010	15752-73030	ASSY PUMP WATER	1				0	0
020	15752-73520	FLANGE WATER PUMP	1				0	0
030	15752-73550	BEARING	1				0	0
040	15531-73050	ASSY SEAL MECHANICAL	1				0	0
050	15531-73510	IMPELLER WATER PUMP	1				0.112	0.2464
060	15531-73340	PIPE WATER RETURN	1				0.01	0.022
070	15531-73430	GASKET WATER PUMP	1				0	0
080	01518-50620	STUD	4				0.006	0.0132
090	02056-50060	NUT	4				0.002	0.0044
100	04512-50060	WASHER SPRING	4				0	0
110	15531-74110	FAN	1				0.2	0.44
120	01053-50616	BOLT	4				0.005	0.011
130	15131-74230	WASHER FAN	2				0.005	0.011
140	15752-74150	COLLAR FAN	1				0.07	0.154
150	15531-74250	PULLEY FAN	1				0.21	0.462
160	15752-74280	PULLEY FAN DRIVE	1				1.2	2.64
170	15752-23360	NUT CRANKSHAFT	1				0.04	0.088
180	15752-23380	WASHER CRANKSHAFT	1				0.01	0.022
190	15531-72530	BELT FAN	1				0.085	0.187
200	15531-72860	PIPE WATER	1			USA	0.11	0.242
200	15554-72860	PIPE WATER	1			CANADA	0.215	0.473
210	15531-72870	PIPE WATER	1				0.052	0.1144
220	15261-72780	BAND	2				0.024	0.0528
230	34150-36730	PLUG	1			CANADA	0.038	0.0836
240	04714-00300	GASKET	1			CANADA	0.002	0.0044

HYDRAULIC PUMP



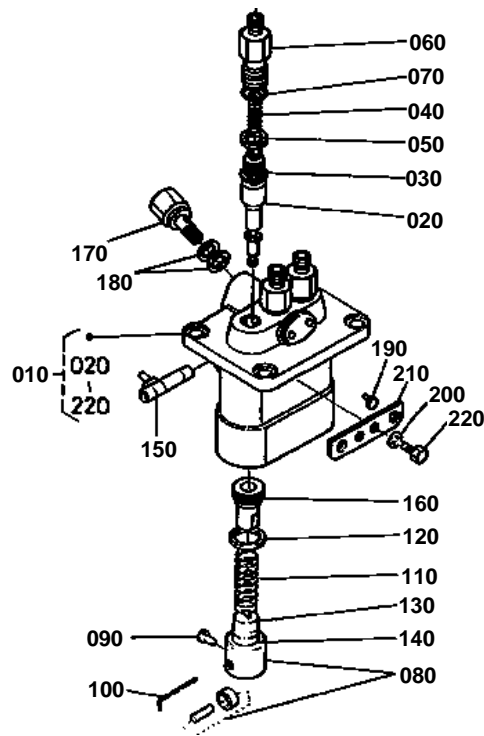


HYDRAULIC PUMP

↔ Interchangeable; ≠ not interchangeable; ← new for old; → old for new

REF.No	Part No.	Description	Q'ty	S.No.	I/C	REMARKS	Weight (kgf)	Weight (lb)
010	67111-76100	ASSY PUMP	1			REFER TO L.No.0C06-R0 FOR COMPONENTS.	0	0
020	15231-87130	GASKET	1				0	0
030	01123-50825	BOLT	3				0.013	0.0286
040	01513-50825	STUD	1				0	0
050	04512-50080	WASHER SPRING	1				0.001	0.0022
060	02156-50080	NUT	1				0.004	0.0088

INJECTION PUMP



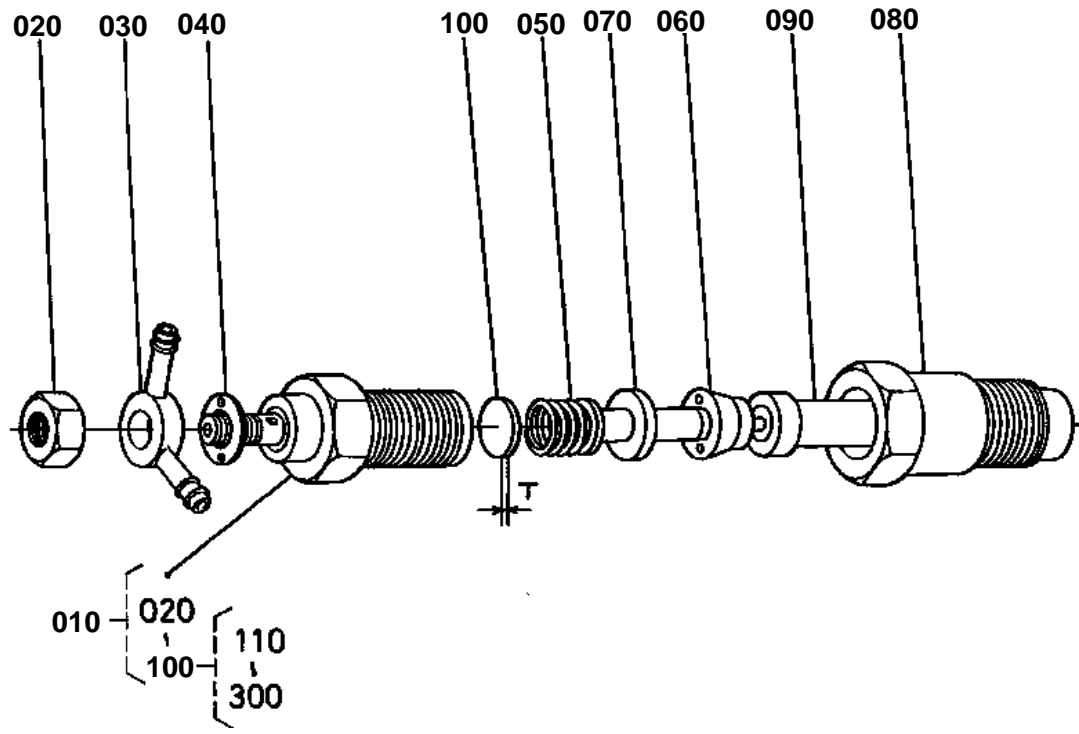


INJECTION PUMP

↔ Interchangeable; ≠ not interchangeable; ← new for old; → old for new

REF.No	Part No.	Description	Q'ty	S.No.	I/C	REMARKS	Weight (kgf)	Weight (lb)
010	15531-51010	ASSY PUMP INJECTION	1				2.1	4.62
020	15261-51050	ELEMENT PUMP	3				0.04	0.088
030	15261-51030	VALVE DELIVERY	3				0.011	0.0242
040	15331-51230	SPRING DELIV.VALVE	3				0.001	0.0022
050	15331-51240	GASKET	3				0.001	0.0022
060	15331-51220	HOLDER DELIV.VALVE	3				0.053	0.1166
070	15331-96760	O RING	3				0.001	0.0022
080	15331-51070	ASSY TAPPET	3				0.036	0.0792
090	15331-51250	PIN TAPPET GUIDE	3				0.001	0.0022
100	15331-51430	PIN CLAMP	1				0.001	0.0022
110	15331-51280	SPRING PLUNGER	3				0	0
120	15331-51270	SEAT SPRING UPPER	3				0.001	0.0022
130	15331-51290	SEAT SPRING UNDER	3				0.001	0.0022
140	15381-51490	SHIM	1				0.008	0.0176
150	15331-51062	RACK CONTROL	1				0.04	0.088
160	15331-51380	SLEEVE CONTROL	3				0.012	0.0264
170	15531-51320	SCREW FOLLOW	1				0.034	0.0748
180	15331-96650	GASKET	2				0.001	0.0022
190	15331-51480	COLLAR	2				0.005	0.011
200	15381-94090	WASHER SPRING	2				0.002	0.0044
210	15381-51390	PLATE ADJUSTING	1				0.008	0.0176
220	15331-91010	BOLT	2				0.034	0.0748

NOZZLE HOLDER





NOZZLE HOLDER

↔ Interchangeable; ≠ not interchangeable; ← new for old; → old for new

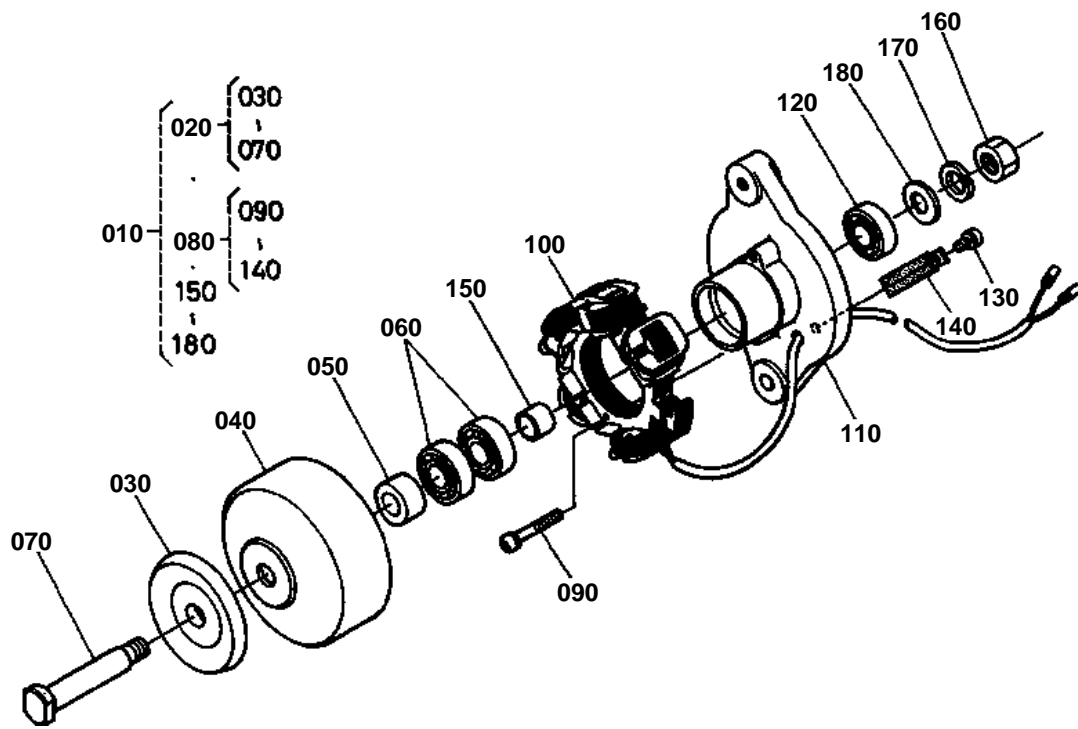
REF.No	Part No.	Description	Q'ty	S.No.	I/C	REMARKS	Weight (kgf)	Weight (lb)
010	15271-53020	ASSY HOLDER NOZZLE	3				0.26	0.572
020	15221-92020	NUT	3				0.011	0.0242
030	15221-95690	JOINT EYE	3				0.022	0.0484
040	15221-94020	WASHER PLAIN	3				0.002	0.0044
050	15221-53170	SPRING NOZZLE	3				0.01	0.022
060	15221-53350	PIECE DISTANCE	3				0.016	0.0352
070	15221-53160	ROD PUSH	3				0.003	0.0066
080	15221-53280	NUT NOZZLE	3				0.068	0.1496
090	15021-53610	PIECE NOZZLE	3				0	0
100	15221-98100	ASSY WASHER	1				0.03	0.066
110	15221-98110	WASHER ADJUSTING	1			1.00MM	0.001	0.0022
120	15221-98120	WASHER ADJUSTING	1			1.05MM	0.001	0.0022
130	15221-98130	WASHER ADJUSTING	1			1.10MM	0.001	0.0022
140	15221-98140	WASHER ADJUSTING	1			1.15MM	0.001	0.0022
150	15221-98150	WASHER ADJUSTING	1			1.20MM	0.001	0.0022
160	15221-98160	WASHER ADJUSTING	1			1.25MM	0.001	0.0022
170	15221-98170	WASHER ADJUSTING	1			1.30MM	0.001	0.0022
180	15221-98180	WASHER ADJUSTING	1			1.35MM	0.001	0.0022
190	15221-98190	WASHER ADJUSTING	1			1.40MM	0.002	0.0044
200	15221-98200	WASHER ADJUSTING	1			1.45MM	0.001	0.0022
210	15221-98210	WASHER ADJUSTING	1			1.50MM	0.001	0.0022
220	15221-98220	WASHER ADJUSTING	1			1.55MM	0.003	0.0066
230	15221-98230	WASHER ADJUSTING	1			1.60MM	0.003	0.0066
240	15221-98240	WASHER ADJUSTING	1			1.65MM	0.002	0.0044
250	15221-98250	WASHER ADJUSTING	1			1.70MM	0.002	0.0044
260	15221-98260	WASHER ADJUSTING	1			1.75MM	0.002	0.0044
270	15221-98270	WASHER ADJUSTING	1			1.80MM	0.002	0.0044
280	15221-98280	WASHER ADJUSTING	1			1.85MM	0.002	0.0044
290	15221-98290	WASHER ADJUSTING	1			1.90MM	0.002	0.0044
300	15221-98300	WASHER ADJUSTING	1			1.95MM	0.003	0.0066



STARTER

↔ Interchangeable; ≠ not interchangeable; ← new for old; → old for new

REF.No	Part No.	Description	Q'ty	S.No.	I/C	REMARKS	Weight (kgf)	Weight (lb)
010	15231-63010	ASSY STARTER	1				0	0
020	14278-63080	YOKE	1				1.42	3.124
030	14278-63070	ARMATURE	1				1.25	2.75
040	14278-63040	CLUTCH OVER RUNNING	1				0.32	0.704
050	15231-63032	ASSY HOUSING	1				0.39	0.858
060	14278-63200	ASSY FRAME END	1				0.2	0.44
070	14278-63250	BUSH	1				0.002	0.0044
080	14601-63570	PIPE BREATHER	1				0.002	0.0044
090	14278-63380	ASSY HOLDER BRUSH	1				0.06	0.132
100	14278-63390	SPRING BRUSH	4				0.003	0.0066
110	14278-63050	LEVER DRIVE	1				0.06	0.132
120	15231-63022	SWITCH MAGNETIC	1				0.65	1.43
130	14278-63120	COVER CORD	1				0.003	0.0066
140	15221-94820	PIN SNAP	1				0.001	0.0022
150	15321-63250	NUT PINION STOP	1				0.005	0.011
160	14278-63510	CAP END FRAME	1				0.015	0.033
170	14278-63520	GASKET	1				0.001	0.0022
180	14278-63190	SPRING BRAKE	1				0.01	0.022
190	14278-63180	SHOE BRAKE	1				0.005	0.011
200	14278-63320	BOLT	2				0.02	0.044
210	03024-50514	SCREW	2				0.003	0.0066
220	14278-92010	NUT	2				0.001	0.0022

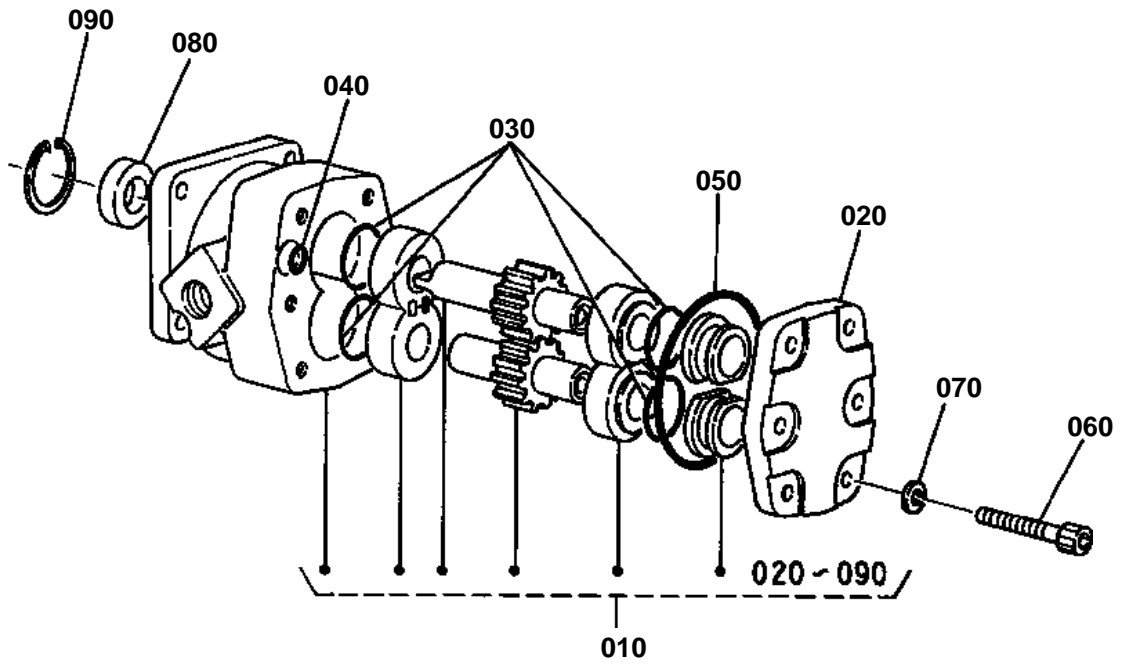


**DYNAMO**

↔ Interchangeable; ≠ not interchangeable; ← new for old; → old for new

REF.No	Part No.	Description	Q'ty	S.No.	I/C	REMARKS	Weight (kgf)	Weight (lb)
010	15531-64013	ASSY DYNAMO	1				0	0
020	15531-64122	COMP.ROTOR	1				0.76	1.672
030	15531-64110	PULLEY	1				0.15	0.33
040	15531-64040	ROTOR	1				0.5	1.1
050	15531-64140	COLLAR	1				0.025	0.055
060	15531-74180	BEARING BALL	2				0.04	0.088
070	15531-74140	SHAFT FAN	1				0.075	0.165
080	15531-64363	COMP STATOR	1				0.555	1.221
090	15261-93010	SCREW ROUND HEAD	2				0.003	0.0066
100	15531-64292	STATOR	1				0.29	0.638
110	15531-64072	PLATE	1				0.3	0.66
120	15531-74180	BEARING BALL	1				0.04	0.088
130	15531-93010	SCREW ROUND HEAD	1				0.002	0.0044
140	15531-64190	CLAMP CORD	1				0.005	0.011
150	15261-64150	COLLAR	1				0.02	0.044
160	15261-92030	NUT	1				0.01	0.022
170	15261-94070	WASHER SPRING	1				0.003	0.0066
180	15261-94020	WASHER PLAIN	1				0.007	0.0154

HYDRAULIC PUMP



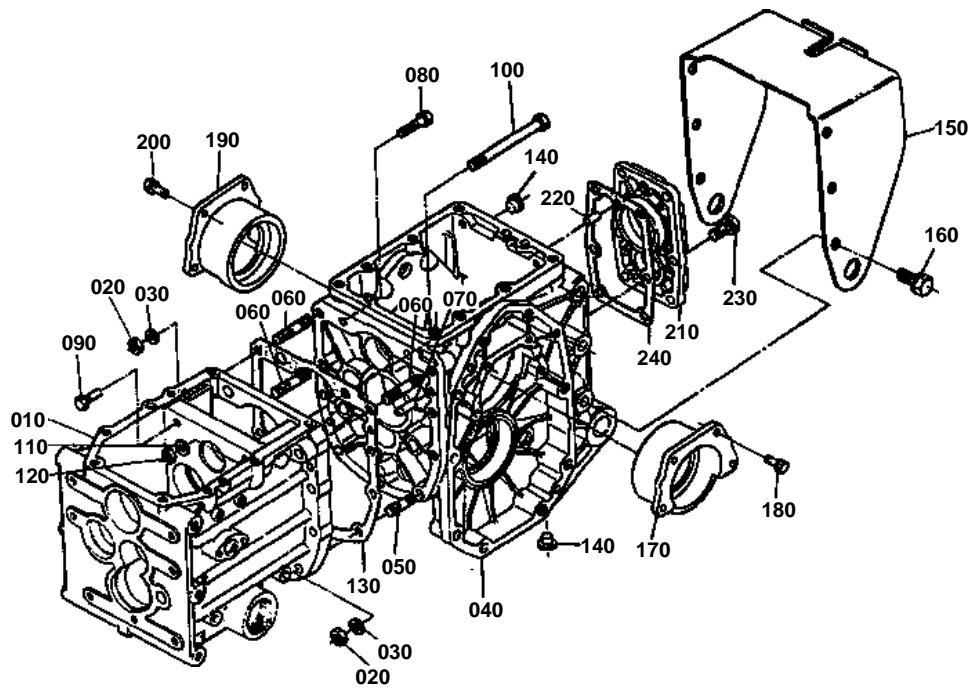


HYDRAULIC PUMP

↔ Interchangeable; ≠ not interchangeable; ← new for old; → old for new

REF.No	Part No.	Description	Q'ty	S.No.	I/C	REMARKS	Weight (kgf)	Weight (lb)
010	67111-76100	ASSY PUMP	1				0	0
020	67211-76120	COVER	1				0.18	0.396
030	04810-00220	RING	4				0.001	0.0022
040	04810-00050	RING	1				0.001	0.0022
050	04810-50500	RING	1				0.005	0.011
060	67211-76240	BOLT	6				0.014	0.0308
070	04512-50080	WASHER SPRING	6				0.001	0.0022
080	67211-76190	SEAL OIL	1				0	0
090	04611-00280	CIR-CLIP INTERNAL	1				0.002	0.0044

TRANSMISSION CASE [B6200HSTE(D) B7200HSTE(D)]

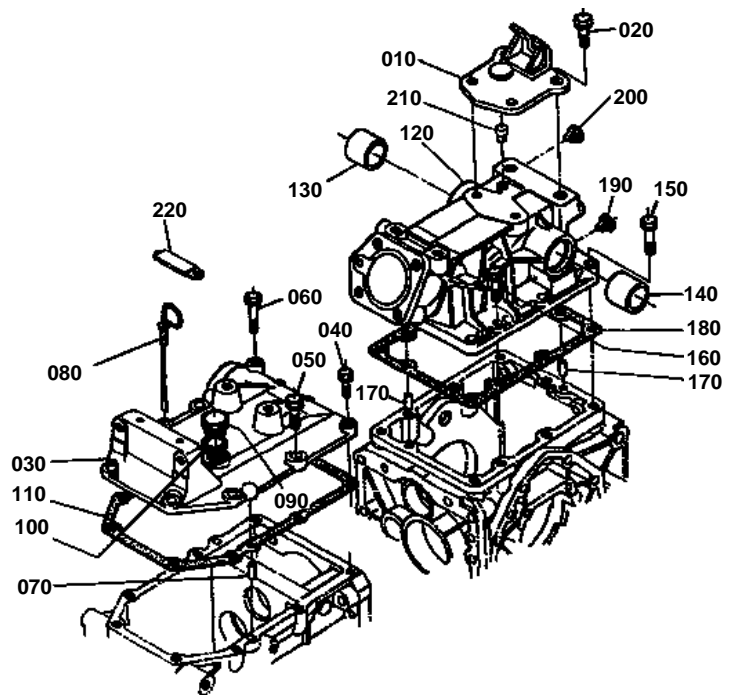


**TRANSMISSION CASE [B6200HSTE(D) B7200HSTE(D)]**

↔ Interchangeable; ≠ not interchangeable; ← new for old; → old for new

REF.No	Part No.	Description	Q'ty	S.No.	I/C	REMARKS	Weight (kgf)	Weight (lb)
010	66204-11110	CASE TRANSMISSION	1				0	0
020	02118-50100	NUT	9				0.005	0.011
030	04512-50100	WASHER SPRING	9				0	0
040	66611-11129	CASE DIFF.GEAR	1				0	0
050	01555-51035	STUD	6				0.029	0.0638
060	01555-51050	STUD	3				0.038	0.0836
070	66611-11160	PIN KNOCK	2				0.01	0.022
080	01123-50838	BOLT	1				0.02	0.044
090	01123-50825	BOLT	1				0.013	0.0286
100	66204-11140	BOLT	1				0.097	0.2134
110	04512-50100	WASHER SPRING	1				0	0
120	02118-50100	NUT	1				0.005	0.011
130	66611-11130	GASKET	1				0	0
140	67211-11140	PLUG	4				0.001	0.0022
150	66704-11214	COVER PTO	1				1.5	3.3
160	01123-51235	BOLT	6				0.041	0.0902
170	66611-11510	HOLDER BEARING LH	1				0.78	1.716
180	01123-50822	BOLT	4				0.012	0.0264
190	66611-11812	HOLDER BEARING RH	1				0.72	1.584
200	01123-50822	BOLT	4				0.012	0.0264
210	66706-12210	COVER REAR	1				1.21	2.662
220	05012-00816	PIN STRAIGHT	1				0.007	0.0154
230	01123-51025	BOLT	6				0.02	0.044
240	66611-12220	GASKET	1				0	0

CASE COVER



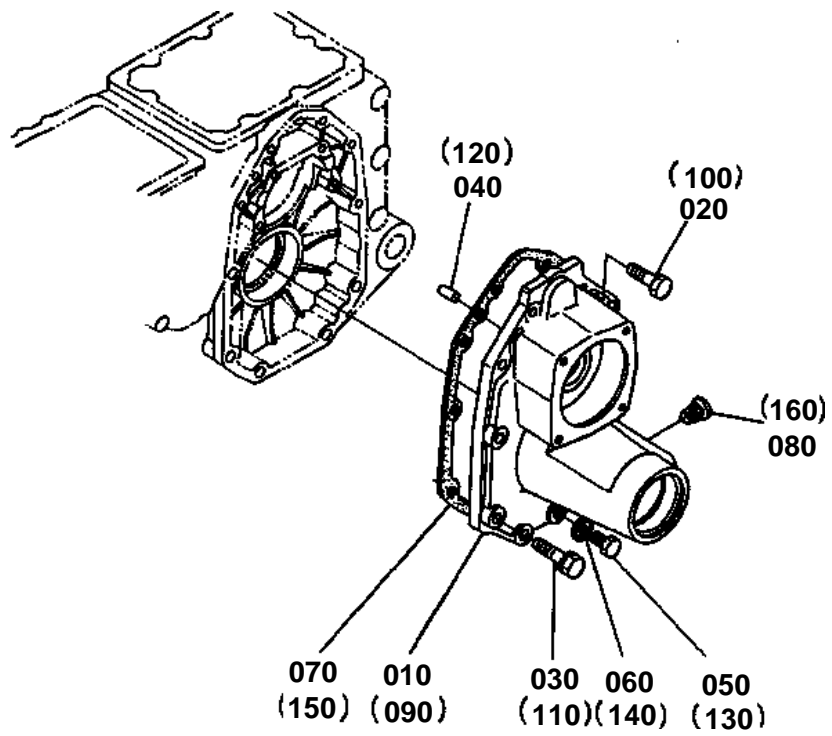


CASE COVER

↔ Interchangeable; ≠ not interchangeable; ← new for old; → old for new

REF.No	Part No.	Description	Q'ty	S.No.	I/C	REMARKS	Weight (kgf)	Weight (lb)
010	66611-11910	BRACKET CHAIN	1				0.607	1.3354
020	01123-51230	BOLT	2				0.04	0.088
030	66204-12410	COVER UPPER FRONT	1				3.6	7.92
040	01123-50828	BOLT	1				0.014	0.0308
050	01123-51035	BOLT	6				0.025	0.055
060	01123-50845	BOLT	1				0.02	0.044
070	05012-00816	PIN STRAIGHT	2				0.007	0.0154
080	67711-12420	GAUGE OIL	1				0.014	0.0308
090	66591-11460	CAP	1				0.016	0.0352
100	04713-00400	GASKET	1				0.001	0.0022
110	66204-12450	GASKET	1				0	0
120	66611-12510	COVER REAR	1				3.83	8.426
130	66591-36710	BUSH	1				0.049	0.1078
140	66591-36720	BUSH	1				0.044	0.0968
150	01123-51040	BOLT	3				0.03	0.066
160	01123-51035	BOLT	6				0.025	0.055
170	05012-00816	PIN STRAIGHT	2				0.007	0.0154
180	66611-12520	GASKET	1				0	0
190	67211-11140	PLUG	2				0.001	0.0022
200	67211-51120	PLUG	2				0.001	0.0022
210	66591-11350	BREATHER	1				0.002	0.0044
220	37150-34460	CLAMP CORD	1				0.03	0.066

REAR AXLE CASE



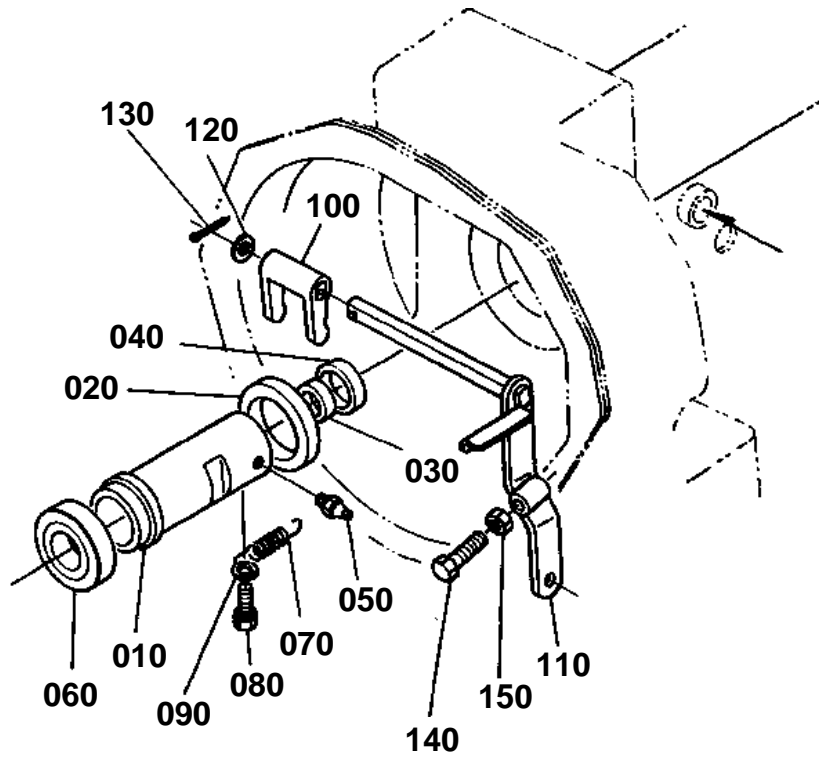


REAR AXLE CASE

↔ Interchangeable; ≠ not interchangeable; ← new for old; → old for new

REF.No	Part No.	Description	Q'ty	S.No.	I/C	REMARKS	Weight (kgf)	Weight (lb)
010	67401-12610	CASE AXLE LH	1				0	0
020	01123-51035	BOLT	4				0.025	0.055
030	01123-51250	BOLT	6				0.055	0.121
040	05012-00816	PIN STRAIGHT	2				0.007	0.0154
050	06331-35012	PLUG	1				0.022	0.0484
060	04717-01200	WASHER SEAL	1				0.002	0.0044
070	66591-11240	GASKET	1				0	0
080	67211-11140	PLUG	6				0.001	0.0022
090	67401-12710	CASE AXLE RH	1				10	22
100	01123-51035	BOLT	4				0.025	0.055
110	01123-51250	BOLT	6				0.055	0.121
120	05012-00816	PIN STRAIGHT	2				0.007	0.0154
130	06331-35012	PLUG	1				0.022	0.0484
140	04717-01200	WASHER SEAL	1				0.002	0.0044
150	66591-11240	GASKET	1				0	0
160	67211-11140	PLUG	6				0.001	0.0022

CLUTCH ROD



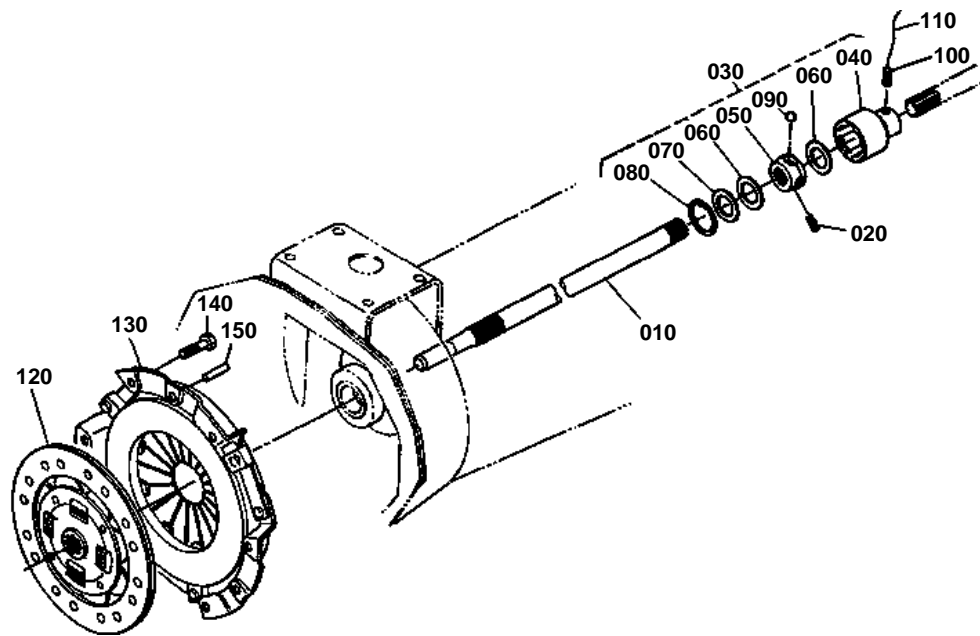


CLUTCH ROD

↔ Interchangeable; ≠ not interchangeable; ← new for old; → old for new

REF.No	Part No.	Description	Q'ty	S.No.	I/C	REMARKS	Weight (kgf)	Weight (lb)
010	67311-13310	HOLDER RELEASE BRG	1				0.7	1.54
020	66621-51420	SEAL OIL	1				0.011	0.0242
030	09030-20328	SEAL OIL	1				0.009	0.0198
040	09030-20357	SEAL OIL	1				0.009	0.0198
050	06613-10675	NIPPLE GREASE	1				0.003	0.0066
060	67311-13320	BEARING	1				0.21	0.462
070	66611-13340	SPRING RELEASE	1				0.006	0.0132
080	01202-50610	BOLT	1				0.004	0.0088
090	04013-50060	WASHER PLAIN	1				0	0
100	66591-13250	FORK CLUTCH RELEASE	1				0.098	0.2156
110	66204-13310	ROD CLUTCH	1				0.42	0.924
120	04011-50140	WASHER PLAIN	1				0.007	0.0154
130	05511-50320	PIN SPLIT	1				0.002	0.0044
140	66711-13320	BOLT ADJUSTING	1				0.028	0.0616
150	02116-50100	NUT	1				0.004	0.0088

CLUTCH



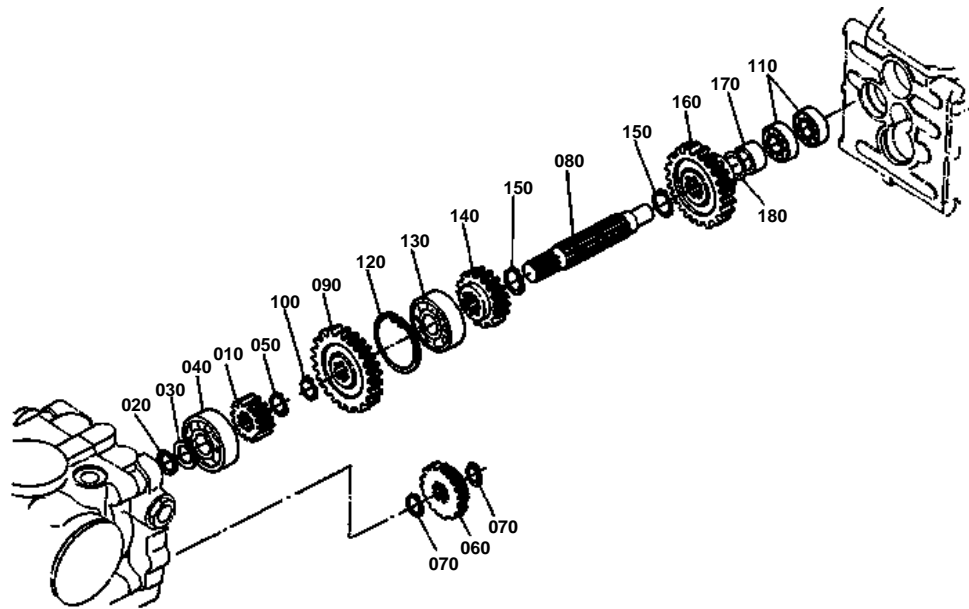


CLUTCH

↔ Interchangeable; ≠ not interchangeable; ← new for old; → old for new

REF.No	Part No.	Description	Q'ty	S.No.	I/C	REMARKS	Weight (kgf)	Weight (lb)
010	67061-14110	SHAFT PROPELLER	1				0.95	2.09
020	05411-00628	PIN SPRING	1				0.004	0.0088
030	67211-14122	ASSY JOINT BALL	1				0.3	0.66
040	67111-13710	COUPLING BALL OUTER	1				0.225	0.495
050	67211-14133	COUPLING BALL INNER	1				0.075	0.165
060	67111-13730	GASKET BALL JOINT	2				0.002	0.0044
070	67111-13740	SUPPORT GASKET	1				0.004	0.0088
080	04611-00350	CIR-CLIP INTERNAL	1				0.003	0.0066
090	07715-00803	BALL	4				0.004	0.0088
100	05411-00632	PIN SPRING	1				0.004	0.0088
110	07811-11012	WIRE	1				0.001	0.0022
120	67211-13400	ASSY DISK CLUTCH	1				0	0
130	67211-13300	ASSY PLATE PRESSURE	1				2.7	5.94
140	01123-50816	BOLT	6				0.011	0.0242
150	05012-00814	PIN STRAIGHT	3				0.006	0.0132

4TH SHAFT



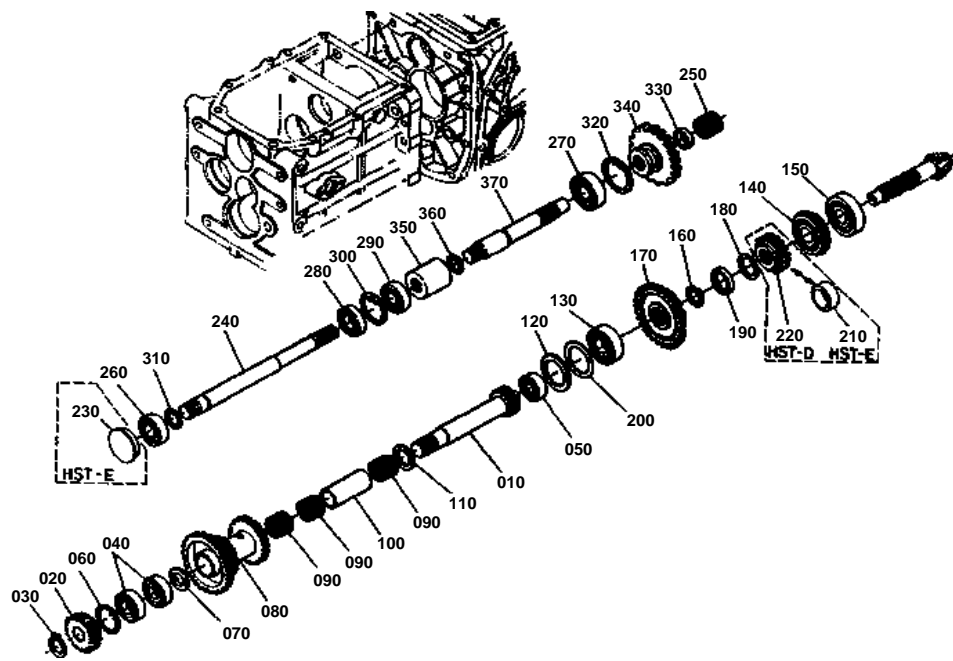


4TH SHAFT

↔ Interchangeable; ≠ not interchangeable; ← new for old; → old for new

REF.No	Part No.	Description	Q'ty	S.No.	I/C	REMARKS	Weight (kgf)	Weight (lb)
010	67061-14120	GEAR	1				0.103	0.2266
020	04612-00200	CIR-CLIP EXTERNAL	1				0.001	0.0022
030	66711-14880	COLLAR	1				0	0
040	08101-06304	BEARING BALL	1				0.146	0.3212
050	04612-00190	CIR-CLIP EXTERNAL	1				0.001	0.0022
060	66204-14152	GEAR	1				0.15	0.33
070	04612-00200	CIR-CLIP EXTERNAL	2				0.001	0.0022
080	66204-14410	SHAFT 4TH	1				0.35	0.77
090	66204-14420	GEAR	1				0.31	0.682
100	04612-00200	CIR-CLIP EXTERNAL	1				0.001	0.0022
110	08101-06202	BEARING BALL	2				0.044	0.0968
120	04611-00520	CIR-CLIP INTERNAL	1				0.009	0.0198
130	08101-06304	BEARING BALL	1				0.146	0.3212
140	66204-14430	GEAR	1				0.145	0.319
150	04612-00220	CIR-CLIP EXTERNAL	2				0.001	0.0022
160	66204-14440	GEAR	1				0.35	0.77
170	66611-14470	COLLAR	1				0.019	0.0418
180	66204-81410	SHIM A (0.2)	1				0.001	0.0022
180	66204-81420	SHIM B (0.3)	1				0.001	0.0022

2ND SHAFT

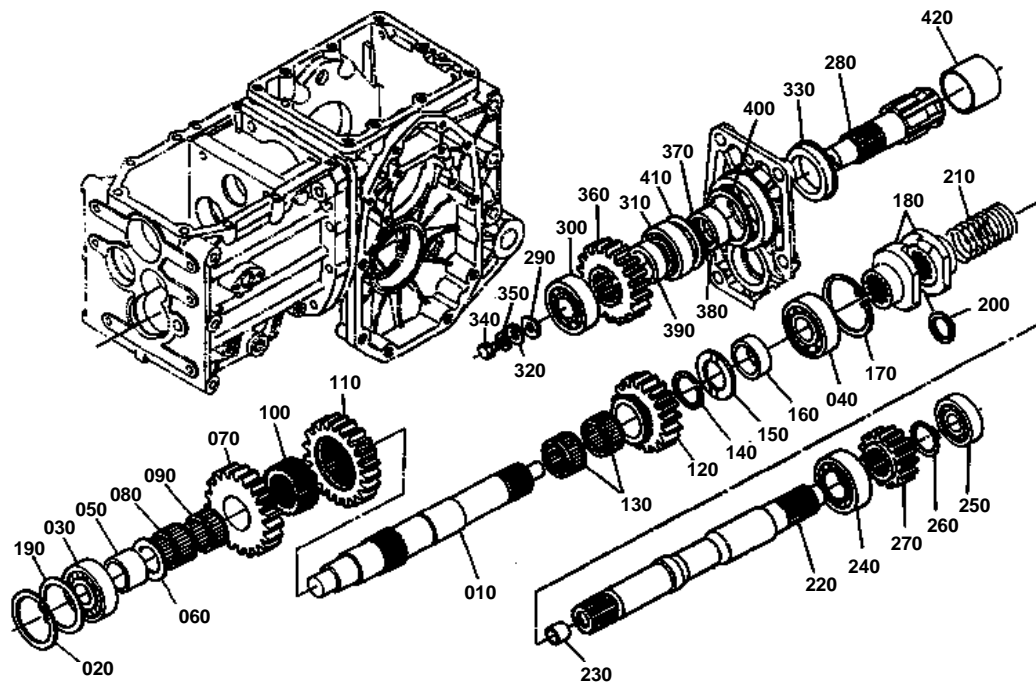


**2ND SHAFT**

↔ Interchangeable; ≠ not interchangeable; ← new for old; → old for new

REF.No	Part No.	Description	Q'ty	S.No.	I/C	REMARKS	Weight (kgf)	Weight (lb)
010	66204-14212	SHAFT 2ND	1				0.49	1.078
020	66204-14220	GEAR	1				0.13	0.286
030	04612-00200	CIR-CLIP EXTERNAL	1				0.001	0.0022
040	08101-06204	BEARING BALL	2				0.102	0.2244
050	67311-14270	BEARING BALL	1				0.09	0.198
060	04611-00470	CIR-CLIP INTERNAL	1				0.006	0.0132
070	67061-14220	COLLAR THRUST	1				0.01	0.022
080	67061-14230	GEAR	1				0.9	1.98
090	67061-14240	BEARING NEEDLE	3				0.03	0.066
100	66711-14872	COLLAR	1				0.05	0.11
110	67061-14260	COLLAR THRUST	1				0.01	0.022
120	66591-14720	SPACER	1				0.002	0.0044
130	08221-07303	BEARING BALL	1				0.116	0.2552
140	67211-14620	BEARING BALL	1				0.23	0.506
150	38450-21980	BEARING BALL	1				0.225	0.495
160	04612-00250	CIR-CLIP EXTERNAL	1				0.002	0.0044
170	66204-14630	GEAR	1				0.31	0.682
180	66611-14640	COLLAR STOP	2				0.003	0.0066
190	66611-14660	COLLAR	1				0.018	0.0396
200	66611-14670	SHIM	1				0.008	0.0176
200	66611-14680	SHIM	1				0.01	0.022
200	66611-14690	SHIM	1				0.001	0.0022
220	66611-14650	GEAR	1				0.104	0.2288
240	66204-14810	SHAFT FRONT DRIVE	1				0.67	1.474
250	66611-14820	BEARING NEEDLE	1				0	0
260	67311-14820	BEARING BALL	1				0.07	0.154
270	08101-06204	BEARING BALL	1				0.102	0.2244
280	09500-20428	SEAL OIL	1				0.012	0.0264
290	08141-06004	BEARING BALL	1				0.064	0.1408
300	04611-00420	CIR-CLIP INTERNAL	1				0.006	0.0132
310	04612-00200	CIR-CLIP EXTERNAL	1				0.001	0.0022
320	04611-00470	CIR-CLIP INTERNAL	1				0.006	0.0132
330	66611-14830	COLLAR	1				0.016	0.0352
340	66611-14840	GEAR	1				0.26	0.572
350	66204-14820	JOINT	1				0.12	0.264
360	04611-00180	CIR-CLIP INTERNAL	1				0.001	0.0022
370	66204-14830	SHAFT FRONT DRIVE	1				0.46	1.012

3RD 5TH AND PTO SHAFT



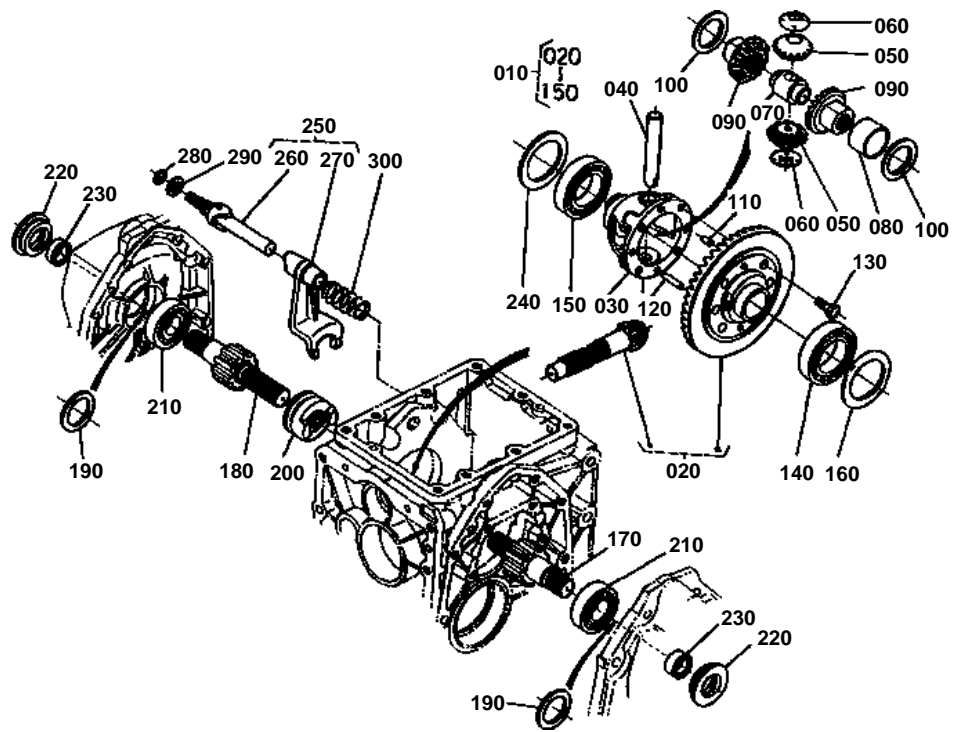


3RD 5TH AND PTO SHAFT

↔ Interchangeable; ≠ not interchangeable; ← new for old; → old for new

REF.No	Part No.	Description	Q'ty	S.No.	I/C	REMARKS	Weight (kgf)	Weight (lb)
010	67061-14310	SHAFT 3RD	1				0.7	1.54
020	04611-00470	CIR-CLIP INTERNAL	1				0.006	0.0132
030	08101-06303	BEARING BALL	1				0.112	0.2464
040	08101-06205	BEARING BALL	1				0.14	0.308
050	66204-14330	COLLAR 4TH SHAFT	1				0.03	0.066
060	66204-14260	COLLAR SHAFT	1				0.007	0.0154
070	67061-14320	GEAR SPUR 30 FRONT	1				0.37	0.814
080	08822-52913	BEARING NEEDLE	1				0.02	0.044
090	08822-52913	BEARING NEEDLE	1				0.02	0.044
100	67061-14340	BOSS SPLINE	1				0.1	0.22
110	67061-14350	GEAR	1				0	0
120	67061-14360	GEAR	1				0.24	0.528
130	08822-52913	BEARING NEEDLE	2				0.02	0.044
140	67061-14370	CIR-CLIP	1				0.002	0.0044
150	67061-14380	COLLAR	1				0.01	0.022
160	67061-14390	SPACER	1				0.02	0.044
170	04611-00520	CIR-CLIP INTERNAL	1				0.009	0.0198
180	66706-14380	CAM ONE WAY CLUTCH	2				0.198	0.4356
190	62131-14170	SHIM	1				0.002	0.0044
200	04612-00220	CIR-CLIP EXTERNAL	1				0.001	0.0022
210	66706-14390	SPRING	1				0.045	0.099
220	66706-14510	SHAFT 5TH	1				0	0
230	66706-14520	BUSH	1				0.004	0.0088
240	67311-14520	BEARING BALL	1				0.125	0.275
250	67311-14530	BEARING BALL	1				0.11	0.242
260	04612-00250	CIR-CLIP EXTERNAL	1				0.002	0.0044
270	66204-14510	GEAR	1				0.135	0.297
280	66204-14710	SHAFT PTO	1				0	0
290	66704-14720	WASHER	1				0.009	0.0198
300	08711-30204	BEARING TAPER-ROLLER	1				0.116	0.2552
310	08711-30205	BEARING TAPER-ROLLER	1				0.148	0.3256
320	63753-32430	WASHER	1				0.001	0.0022
330	09180-35488	SEAL OIL	1				0.019	0.0418
340	66704-14730	BOLT	1				0.012	0.0264
350	04012-50080	WASHER PLAIN	1				0.001	0.0022
360	66204-14790	GEAR	1				0.465	1.023
370	66611-14730	BUSH	1				0.042	0.0924
380	66611-14740	COLLAR PTO	1				0.004	0.0088
390	66706-14740	COLLAR PTO	1				0.03	0.066
400	66611-14750	SHIM PTO	1				0.002	0.0044
400	66611-14760	SHIM PTO	1				0.002	0.0044
400	66611-14770	SHIM PTO	1				0.001	0.0022
410	66706-14782	COLLAR	1				0.006	0.0132
420	66706-14810	COVER PTO	1				0.024	0.0528

REAR DIFFERENTIAL

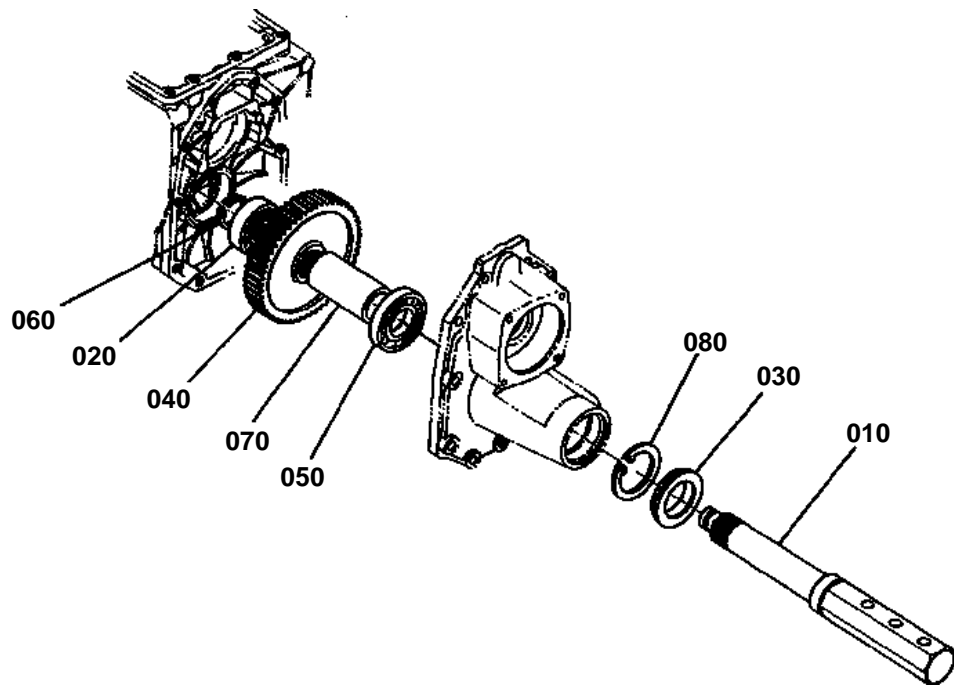


**REAR DIFFERENTIAL**

↔ Interchangeable; ≠ not interchangeable; ← new for old; → old for new

REF.No	Part No.	Description	Q'ty	S.No.	I/C	REMARKS	Weight (kgf)	Weight (lb)
010	66204-81302	ASSY DIFF REAR	1				0	0
020	66204-82713	ASSY GEAR BEVEL6-37	1				0	0
030	67311-14973	CASE DIFFERENTIAL	1				0.7	1.54
040	67711-14912	SHAFT DIFF PINION	1				0.14	0.308
050	67711-14920	PINION DIFF.	2				0.11	0.242
060	67311-14980	COLLAR PINION THRUST	2				0.002	0.0044
070	66591-14860	COLLAR THRUST	1				0.102	0.2244
080	66611-14950	BUSH	1				0.032	0.0704
090	67211-15150	GEAR DIFF.SIDE	2				0.158	0.3476
100	67211-15160	SHIM	1				0.01	0.022
100	67211-15170	SHIM	1				0.008	0.0176
100	67211-15180	SHIM	1				0.01	0.022
110	66591-14792	PIN KNOCK	1				0.003	0.0066
120	66591-14783	PIN STRAIGHT	1				0.01	0.022
130	67810-56680	BOLT UBS	6				0.013	0.0286
140	08101-06009	BEARING BALL	1				0.22	0.484
150	08101-06010	BEARING BALL	1				0.262	0.5764
160	66591-14980	SHIM DIFF SIDE	1				0.005	0.011
160	66591-14990	SHIM DIFF SIDE	1				0.002	0.0044
170	67401-14940	SHAFT DIFF GEAR LH	1				0.6	1.32
180	67401-14950	SHAFT DIFF GEAR RH	1				0.69	1.518
190	67211-14990	SHIM	1				0.002	0.0044
190	66621-15240	SHIM	1				0.001	0.0022
190	66621-15250	SHIM	1				0.003	0.0066
200	66611-15130	CLUTCH DIFF LOCK	1				0.2	0.44
210	08101-06305	BEARING BALL	2				0.23	0.506
220	67401-14960	SEAL OIL	2				0.015	0.033
230	67401-14970	SLEEVE	2				0.015	0.033
240	66611-15140	SHIM DIFF SIDE	1				0.006	0.0132
240	66611-15150	SHIM DIFF SIDE	1				0.002	0.0044
250	66611-19100	ASSY CAM	1				0.42	0.924
260	66591-18280	COMP.ROD FORK	1				0.16	0.352
270	66611-19110	FORK SHIFT	1				0.24	0.528
280	04811-10120	O RING	1				0.001	0.0022
290	66591-18340	SHIM	2				0.001	0.0022
300	66591-18320	SPRING	1				0.02	0.044

REAR AXLE



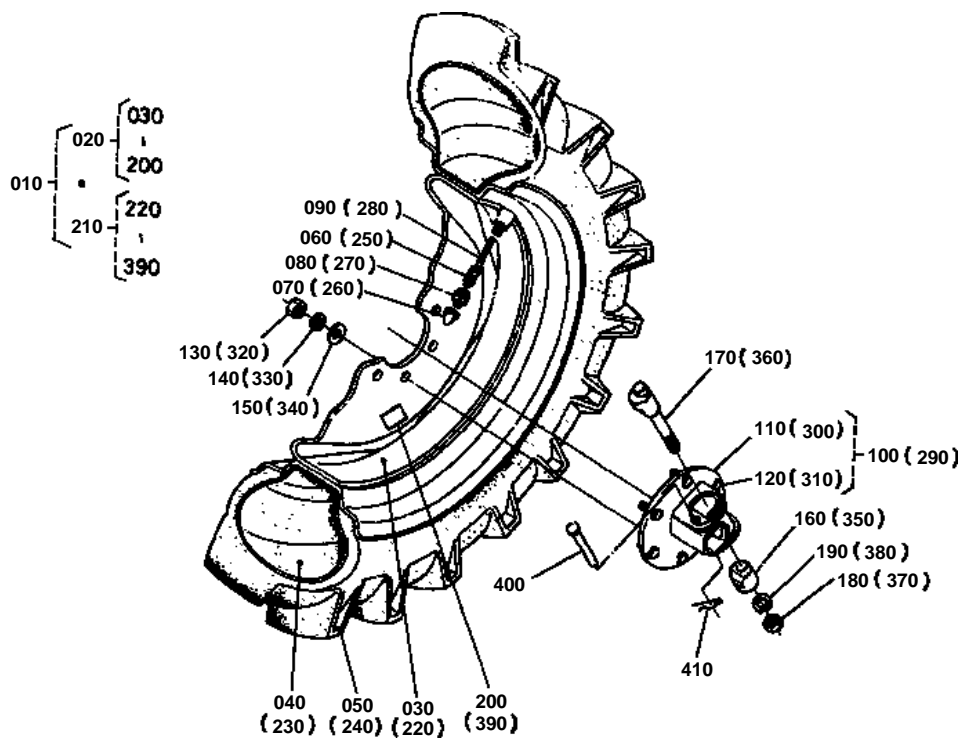


REAR AXLE

↔ Interchangeable; ≠ not interchangeable; ← new for old; → old for new

REF.No	Part No.	Description	Q'ty	S.No.	I/C	REMARKS	Weight (kgf)	Weight (lb)
010	66611-17114	AXLE REAR	2				4.64	10.208
020	08101-06306	BEARING BALL	2				0.335	0.737
030	66611-17120	SEAL OIL	2				0.09	0.198
040	66611-17130	GEAR	2				2.4	5.28
050	08101-06208	BEARING BALL	2				0.355	0.781
060	04612-00300	CIR-CLIP EXTERNAL	2				0.003	0.0066
070	66611-17143	COLLAR	2				0.515	1.133
080	04611-00800	CIR-CLIP INTERNAL	2				0.02	0.044

REAR WHEEL (9.5-16)

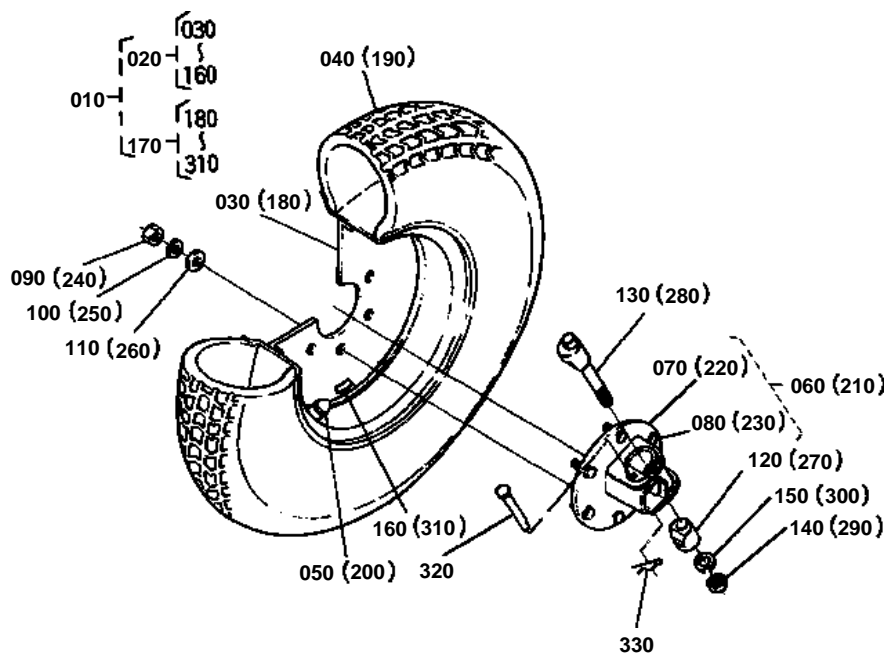


**REAR WHEEL (9.5-16)**

↔ Interchangeable; ≠ not interchangeable; ← new for old; → old for new

REF.No	Part No.	Description	Q'ty	S.No.	I/C	REMARKS	Weight (kgf)	Weight (lb)
010	96019-12010	ASSY REAR WHEEL	1				37.8	83.16
020	96019-12100	ASSY REAR WHEEL LH	1				36	79.2
030	96019-12110	WHEEL	1				12.8	28.16
040	96019-12120	TUBE	1				2.5	5.5
050	96019-12130	TIRE	1				17.4	38.28
060	32150-27740	CORE VALVE	1				0.003	0.0066
070	38240-11690	CAP VALVE	1				0.001	0.0022
080	32270-27710	NUT RIM	1				0.006	0.0132
090	32270-27730	HOUSING VALVE CORE	1				0.014	0.0308
100	67401-17412	ASSY HUB BOLT	1				0	0
110	67401-17450	HUB WHEEL	1				0	0
120	66704-17313	BOLT	6				0.049	0.1078
130	02074-50140	NUT	6				0.021	0.0462
140	04512-50140	WASHER SPRING	6				0	0
150	04013-50140	WASHER PLAIN	6				0	0
160	67401-17460	COTTER 1	1				0.256	0.5632
170	67401-17470	COTTER 2	1				0.476	1.0472
180	02174-50160	NUT	1				0.022	0.0484
190	04512-50160	WASHER SPRING	1				0	0
200	96019-12140	LABEL LH	2				0.001	0.0022
210	96019-12200	ASSY REAR WHEEL RH	1				0	0
220	96019-12110	WHEEL	1				12.8	28.16
230	96019-12120	TUBE	1				2.5	5.5
240	96019-12130	TIRE	1				17.4	38.28
250	32150-27740	CORE VALVE	1				0.003	0.0066
260	38240-11690	CAP VALVE	1				0.001	0.0022
270	32270-27710	NUT RIM	1				0.006	0.0132
280	32270-27730	HOUSING VALVE CORE	1				0.014	0.0308
290	67401-17412	ASSY HUB BOLT	1				0	0
300	67401-17450	HUB WHEEL	1				0	0
310	66704-17313	BOLT	6				0.049	0.1078
320	02074-50140	NUT	6				0.021	0.0462
330	04512-50140	WASHER SPRING	6				0	0
340	04013-50140	WASHER PLAIN	6				0	0
350	67401-17460	COTTER 1	1				0.256	0.5632
360	67401-17470	COTTER 2	1				0.476	1.0472
370	02174-50160	NUT	1				0.022	0.0484
380	04512-50160	WASHER SPRING	1				0	0
390	96019-12150	LABEL RH	2				0.001	0.0022
400	63733-17270	PIN WHEEL TUBE	2				0.05	0.11
410	62131-17290	PIN	2				0.004	0.0088

REAR WHEEL (31 X 13.5-15)

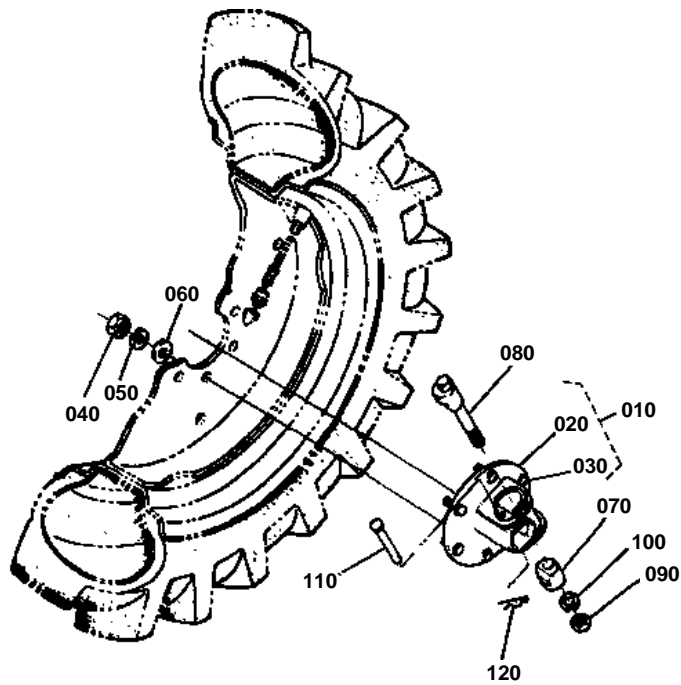


**REAR WHEEL (31 X 13.5-15)**

↔ Interchangeable; ≠ not interchangeable; ← new for old; → old for new

REF.No	Part No.	Description	Q'ty	S.No.	I/C	REMARKS	Weight (kgf)	Weight (lb)
010	96016-60410	ASSY REAR WHEEL	1				71	156.2
020	96016-64010	ASSY REAR WHEEL LH	1				0	0
030	96016-64110	WHEEL	1				12.8	28.16
040	96016-64130	TIRE	1				20	44
050	34159-11850	VALVE TIRE	1				0.013	0.0286
060	67401-17412	ASSY HUB BOLT	1				0	0
070	67401-17450	HUB WHEEL	1				0	0
080	66704-17313	BOLT	6				0.049	0.1078
090	02074-50140	NUT	6				0.021	0.0462
100	04512-50140	WASHER SPRING	6				0	0
110	04013-50140	WASHER PLAIN	6				0	0
120	67401-17460	COTTER 1	1				0.256	0.5632
130	67401-17470	COTTER 2	1				0.476	1.0472
140	02174-50160	NUT	1				0.022	0.0484
150	04512-50160	WASHER SPRING	1				0	0
160	96016-64140	LABEL TIRE LH	2				0	0
170	96016-64100	ASSY REAR WHEEL RH	1				35.5	78.1
180	96016-64110	WHEEL	1				12.8	28.16
190	96016-64130	TIRE	1				20	44
200	34159-11850	VALVE TIRE	1				0.013	0.0286
210	67401-17412	ASSY HUB BOLT	1				0	0
220	67401-17450	HUB WHEEL	1				0	0
230	66704-17313	BOLT	6				0.049	0.1078
240	02074-50140	NUT	6				0.021	0.0462
250	04512-50140	WASHER SPRING	6				0	0
260	04013-50140	WASHER PLAIN	6				0	0
270	67401-17460	COTTER 1	1				0.256	0.5632
280	67401-17470	COTTER 2	1				0.476	1.0472
290	02174-50160	NUT	1				0.022	0.0484
300	04512-50160	WASHER SPRING	1				0	0
310	96016-64150	LABEL TIRE RH	2				0	0
320	63733-17270	PIN WHEEL TUBE	2				0.05	0.11
330	62131-17290	PIN	2				0.004	0.0088

REAR WHEEL HUB

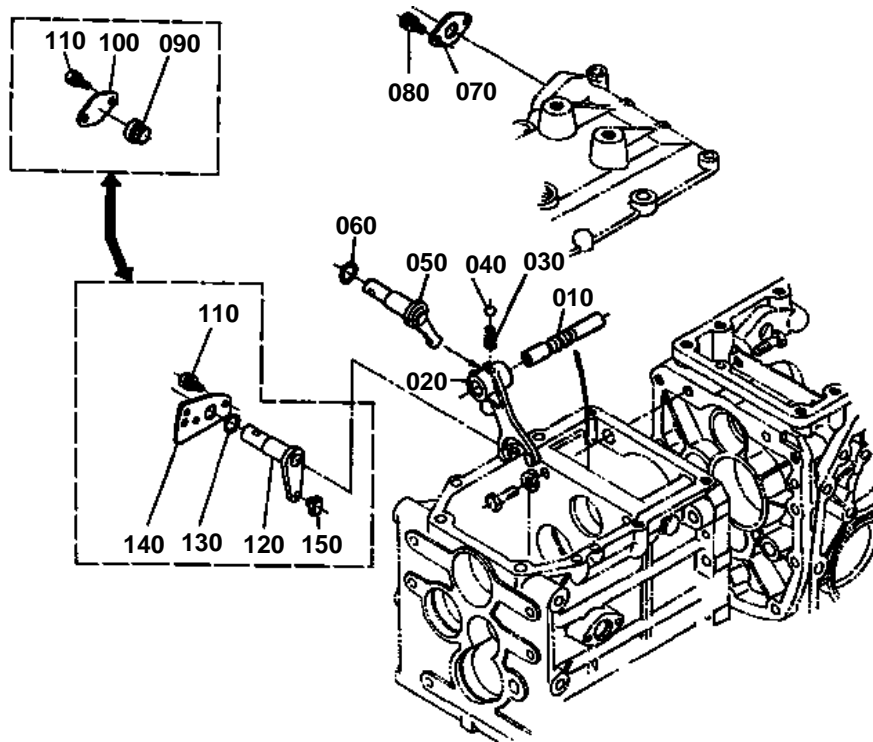




REAR WHEEL HUB

↔ Interchangeable; ≠ not interchangeable; ← new for old; → old for new

REF.No	Part No.	Description	Q'ty	S.No.	I/C	REMARKS	Weight (kgf)	Weight (lb)
010	67401-17412	ASSY HUB BOLT	2				0	0
020	67401-17450	HUB WHEEL	2				0	0
030	66704-17313	BOLT	12				0.049	0.1078
040	02074-50140	NUT	12				0.021	0.0462
050	04512-50140	WASHER SPRING	12				0	0
060	04013-50140	WASHER PLAIN	12				0	0
070	67401-17460	COTTER 1	2				0.256	0.5632
080	67401-17470	COTTER 2	2				0.476	1.0472
090	02174-50160	NUT	2				0.022	0.0484
100	04512-50160	WASHER SPRING	2				0	0
110	63733-17270	PIN WHEEL TUBE	2				0.05	0.11
120	62131-17290	PIN	2				0.004	0.0088



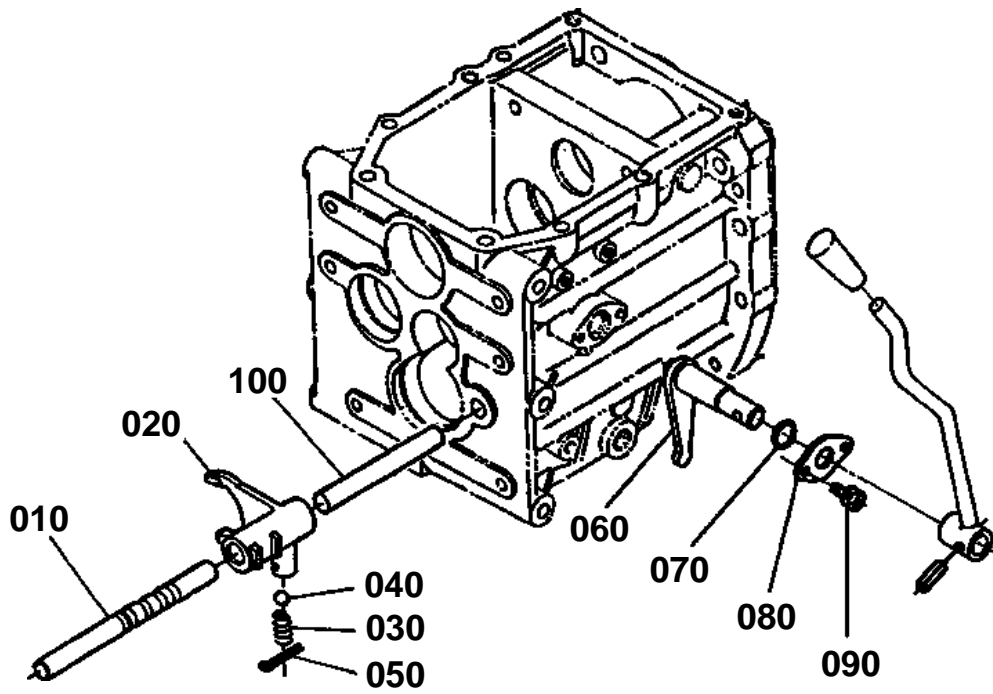


AUX.SPEED CHANGE

↔ Interchangeable; ≠ not interchangeable; ← new for old; → old for new

REF.No	Part No.	Description	Q'ty	S.No.	I/C	REMARKS	Weight (kgf)	Weight (lb)
010	66204-18410	SHAFT FORK	1				0.095	0.209
020	66204-18420	FORK SHIFT	1				0.165	0.363
030	62061-18260	SPRING STOPPER	1				0.002	0.0044
040	07715-01605	BALL	1				0.003	0.0066
050	66591-18170	ARM S-CHANGE	1				0.106	0.2332
060	04811-00160	O RING	1				0.001	0.0022
070	66591-18180	RETAINER FORK ROD	1				0.012	0.0264
080	01202-50614	BOLT	2				0.006	0.0132
110	01202-50614	BOLT	2				0.006	0.0132
120	66611-19210	LEVER FORK	1				0.12	0.264
130	04811-00160	O RING	1				0.001	0.0022
140	66204-19220	RETAINER FORK ROD	1				0.03	0.066
150	66611-19230	SHIFTER	1				0.012	0.0264

PTO SPEED CHANGE





PTO SPEED CHANGE

↔ Interchangeable; ≠ not interchangeable; ← new for old; → old for new

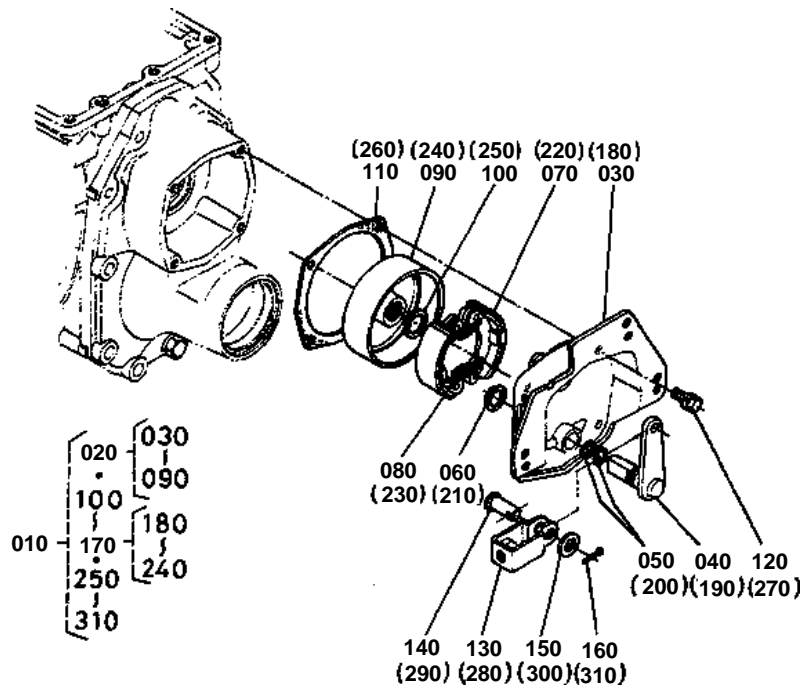
REF.No	Part No.	Description	Q'ty	S.No.	I/C	REMARKS	Weight (kgf)	Weight (lb)
010	67061-18610	SHAFT PTO FORK	1				0.2	0.44
020	67061-18620	FORK PTO SHIFT	1				0.18	0.396
030	62061-18260	SPRING STOPPER	1				0.002	0.0044
040	07715-01605	BALL	1				0.003	0.0066
050	05511-50322	PIN SPLIT	1				0.002	0.0044
060	66591-18220	ARM	1				0.12	0.264
070	04811-00160	O RING	1				0.001	0.0022
080	66591-18180	RETAINER FORK ROD	1				0.012	0.0264
090	01202-50614	BOLT	2				0.006	0.0132
100	66611-19310	ROD	1				0.129	0.2838

**MID PTO**

↔ Interchangeable; ≠ not interchangeable; ← new for old; → old for new

REF.No	Part No.	Description	Q'ty	S.No.	I/C	REMARKS	Weight (kgf)	Weight (lb)
010	67061-21200	KIT PTO MID.	1				0	0
020	67061-21210	CASE	1				0	0
030	06331-35016	PLUG	1				0.04	0.088
040	04717-01600	WASHER SEAL	1				0.003	0.0066
050	67061-21220	GEAR	1				0.7	1.54
060	67061-21230	SHAFT	1				0.176	0.3872
070	67061-21270	BEARING NEEDLE	2				0.03	0.066
080	67061-21250	COLLAR	1				0.006	0.0132
090	96380-25140	COLLAR	2				0.014	0.0308
100	01153-50820	BOLT	1				0.012	0.0264
110	04512-50080	WASHER SPRING	1				0.001	0.0022
120	67061-21240	GEAR-SHAFT	1				0.53	1.166
130	08101-06205	BEARING BALL	2				0.14	0.308
140	67061-21260	COVER GEAR CASE	1				0.25	0.55
150	96380-25180	GASKET	1				0.002	0.0044
160	01123-50825	BOLT	3				0.013	0.0286
170	66301-15850	SEAL OIL	1				0.025	0.055
180	66204-21220	GASKET	1				0	0
190	01123-51028	BOLT	2				0.025	0.055
200	01123-51040	BOLT	2				0.03	0.066
210	05012-00816	PIN STRAIGHT	2				0.007	0.0154
220	66204-21250	COVER MID-PTO	1				0.07	0.154

BRAKE

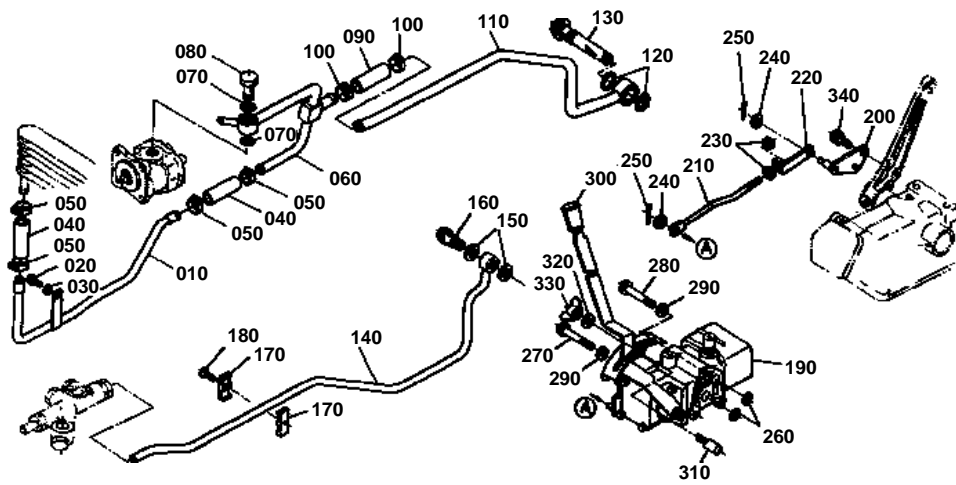


**BRAKE**

↔ Interchangeable; ≠ not interchangeable; ← new for old; → old for new

REF.No	Part No.	Description	Q'ty	S.No.	I/C	REMARKS	Weight (kgf)	Weight (lb)
010	67061-22100	ASSY BRAKE	1				0	0
020	67061-22300	ASSY BRAKE LH	1				0	0
030	67061-22310	COVER BRAKE LH	1				0	0
040	66591-22330	CAM BRAKE LH	1				0.204	0.4488
050	04811-05170	O RING	2				0.001	0.0022
060	04612-00200	CIR-CLIP EXTERNAL	1				0.001	0.0022
070	66611-88800	SHOE BRAKE	2				0	0
080	66591-22350	SPRING RETURN	2				0.003	0.0066
090	66611-22360	DRUM BRAKE	1				0	0
100	04612-00220	CIR-CLIP EXTERNAL	1				0.001	0.0022
110	66591-22410	GASKET BRAKE	1				0	0
120	01123-50822	BOLT	4				0.012	0.0264
130	63753-42350	YOKE	1				0.038	0.0836
140	05122-50820	PIN JOINT	1				0.009	0.0198
150	04012-50080	WASHER PLAIN	1				0.001	0.0022
160	05511-50215	PIN SPLIT	1				0.001	0.0022
170	66611-22403	ASSY BRAKE RH	1				0	0
180	66611-22412	COVER BRAKE RH	1				1.05	2.31
190	66591-22370	CAM BRAKE RH	1				0.204	0.4488
200	04811-05170	O RING	2				0.001	0.0022
210	04612-00200	CIR-CLIP EXTERNAL	1				0.001	0.0022
220	66611-88800	SHOE BRAKE	2				0	0
230	66591-22350	SPRING RETURN	2				0.003	0.0066
240	66611-22360	DRUM BRAKE	1				0	0
250	04612-00220	CIR-CLIP EXTERNAL	1				0.001	0.0022
260	66591-22410	GASKET BRAKE	1				0	0
270	01123-50822	BOLT	4				0.012	0.0264
280	63753-42350	YOKE	1				0.038	0.0836
290	05122-50820	PIN JOINT	1				0.009	0.0198
300	04012-50080	WASHER PLAIN	1				0.001	0.0022
310	05511-50215	PIN SPLIT	1				0.001	0.0022

HYDRAULIC PIPE

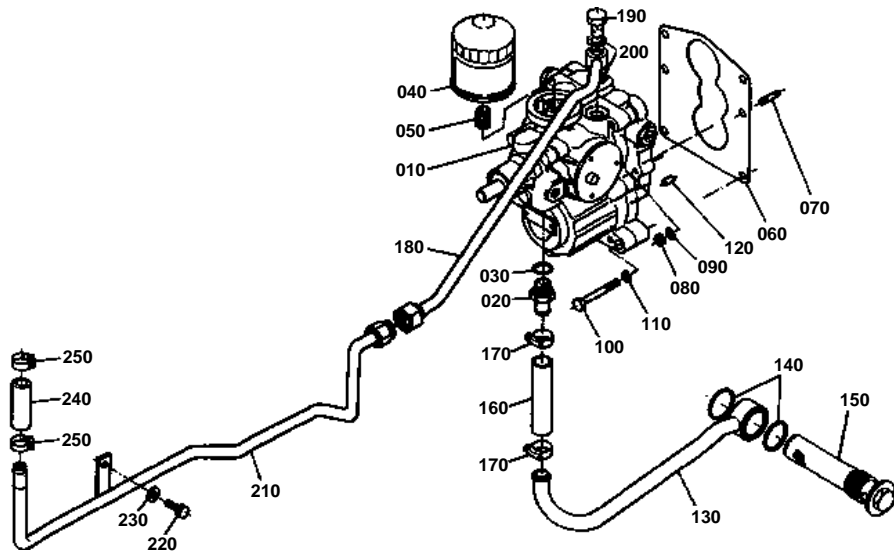




HYDRAULIC PIPE

↔ Interchangeable; ≠ not interchangeable; ← new for old; → old for new

REF.No	Part No.	Description	Q'ty	S.No.	I/C	REMARKS	Weight (kgf)	Weight (lb)
010	67061-36112	PIPE SUCTION FRONT	1				0.34	0.748
020	01133-51016	BOLT	1				0.015	0.033
030	04011-50100	WASHER PLAIN	1				0.002	0.0044
040	66204-36270	HOSE	2				0.038	0.0836
050	66204-36280	BAND PIPE	4				0.02	0.044
060	67061-36120	PIPE SUCTION INNER	1				0.48	1.056
070	04811-00220	O RING	2				0.001	0.0022
080	32170-38170	BOLT PIPE JOINT	1				0.09	0.198
090	66204-36720	HOSE	1				0.04	0.088
100	66204-36280	BAND PIPE	2				0.02	0.044
110	67061-36710	PIPE SUCTION REAR	1				0.68	1.496
120	04811-10300	O RING	2				0.001	0.0022
130	66611-36120	FILTER OIL	1				0.2	0.44
140	67061-36130	PIPE DELIVERY	1				0.47	1.034
150	67111-37180	GASKET	2				0.003	0.0066
160	54203-36150	JOINT	1				0.079	0.1738
170	66204-36120	CLAMP PIPE	2				0.01	0.022
180	03016-50640	SCREW	1				0.008	0.0176
190	67061-36200	ASSY VALVE CONTROL	1			REFER TO L.No.0H10-R0 FOR COMPONENTS.	0	0
200	67401-36220	METAL FEED BACK	1				0.11	0.242
210	67401-36230	ROD FEED BACK	1				0.07	0.154
220	67401-36240	ROD FEED BACK	1				0.025	0.055
230	02112-50080	NUT	2				0.003	0.0066
240	04012-50080	WASHER PLAIN	2				0.001	0.0022
250	05511-50218	PIN SPLIT	2				0.001	0.0022
260	04811-00120	O RING	2				0.001	0.0022
270	01153-50890	BOLT	2				0.033	0.0726
280	01153-50800	BOLT	1				0.036	0.0792
290	04512-50080	WASHER SPRING	3				0.001	0.0022
300	34350-36890	GRIP LEVER	1				0.016	0.0352
310	67401-36260	STOPPER LEVER	2				0.06	0.132
320	04013-50100	WASHER PLAIN	2				0	0
330	02870-50100	NUT WING	2				0.015	0.033
340	01123-50822	BOLT	2				0.012	0.0264



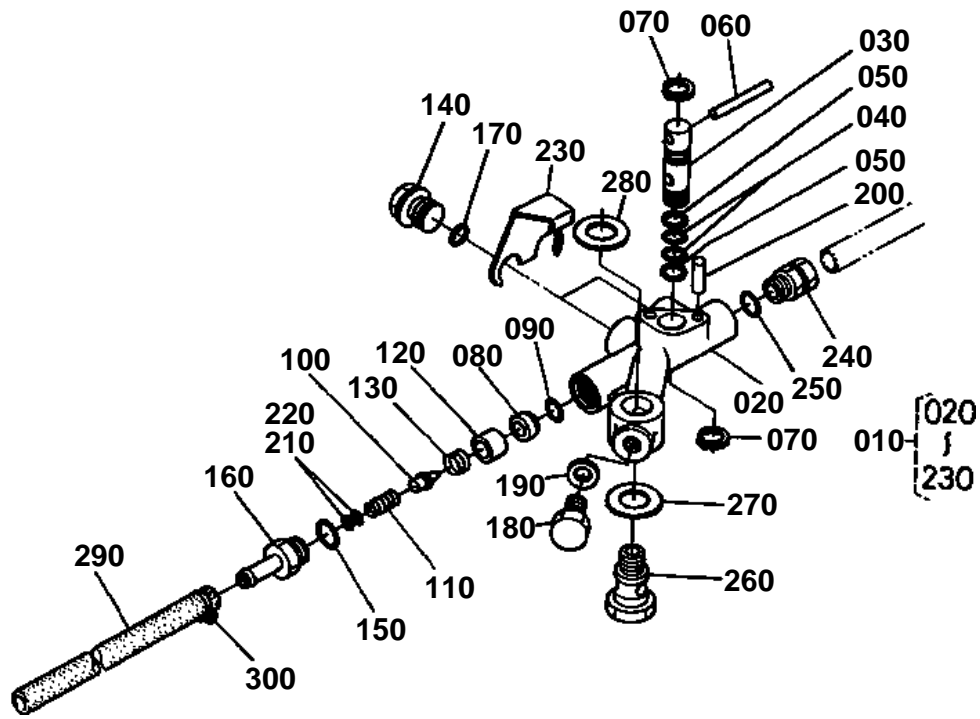


HST

↔ Interchangeable; ≠ not interchangeable; ← new for old; → old for new

REF.No	Part No.	Description	Q'ty	S.No.	I/C	REMARKS	Weight (kgf)	Weight (lb)
010	67061-36140	ASSY HST	1				14	30.8
020	66204-36150	JOINT INLET	1				0.07	0.154
030	04811-00180	O RING	1				0.001	0.0022
040	66021-36060	CARTRIDGE OIL FILTER	1				0.34	0.748
050	66204-36170	JOINT FILTER	1				0.018	0.0396
060	66204-36180	GASKET HST	1				0	0
070	01555-51035	STUD	4				0.029	0.0638
080	02118-50100	NUT	4				0.005	0.011
090	04512-50100	WASHER SPRING	4				0	0
100	01153-51075	BOLT	2				0.045	0.099
110	04512-50100	WASHER SPRING	2				0	0
120	05012-00816	PIN STRAIGHT	1				0.007	0.0154
130	66204-36192	PIPE INLET	1				0.34	0.748
140	04811-06400	O RING	2				0.001	0.0022
150	66204-36210	FILTER OIL	1				0.367	0.8074
160	66204-36220	HOSE	1				0.07	0.154
170	66204-36280	BAND PIPE	2				0.02	0.044
180	66204-36240	PIPE SUCTION	1				0.35	0.77
190	54203-36150	JOINT	1				0.079	0.1738
200	67111-37180	GASKET	2				0.003	0.0066
210	67061-36262	PIPE SUCTION	1				0.5	1.1
220	01133-51016	BOLT	1				0.015	0.033
230	04011-50100	WASHER PLAIN	1				0.002	0.0044
240	66204-36270	HOSE	1				0.038	0.0836
250	66204-36280	BAND PIPE	2				0.02	0.044

HYDRAULIC BLOCK



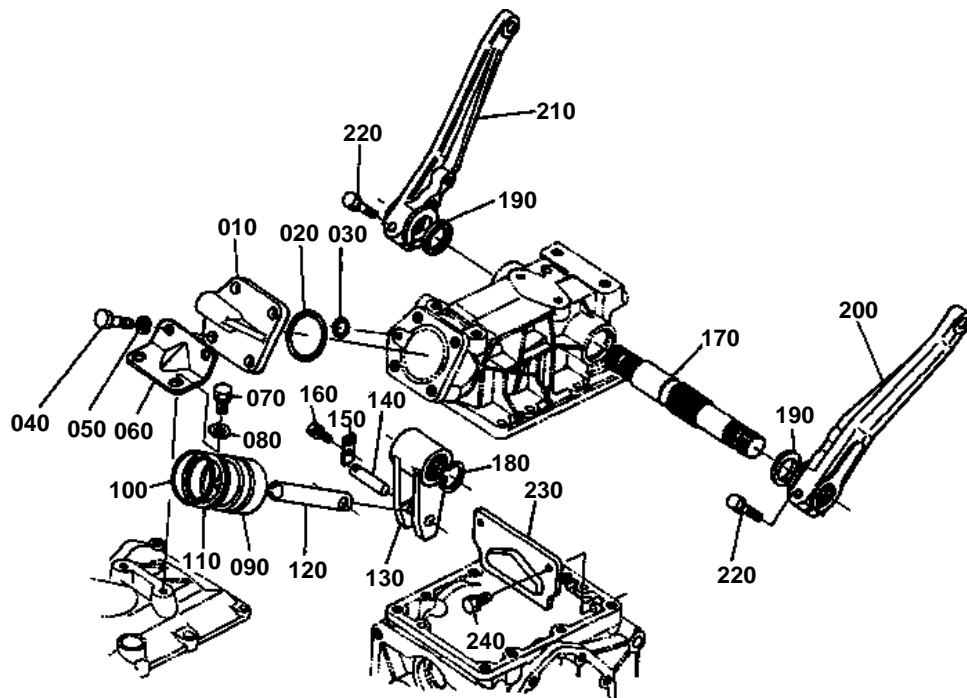


HYDRAULIC BLOCK

↔ Interchangeable; ≠ not interchangeable; ← new for old; → old for new

REF.No	Part No.	Description	Q'ty	S.No.	I/C	REMARKS	Weight (kgf)	Weight (lb)
010	67061-36300	ASSY BLOCK HYDRAULIC	1				1.4	3.08
020	67061-36310	BODY	1				0	0
030	67401-36320	VALVE CHANGE	1				0.08	0.176
040	04811-00120	O RING	2				0.001	0.0022
050	68551-61420	RING BACK UP	2				0.001	0.0022
060	05012-00650	PIN STRAIGHT	1				0.01	0.022
070	04612-00160	CIR-CLIP EXTERNAL	2				0.001	0.0022
080	67111-37320	SEAT VALVE	1				0.01	0.022
090	04811-00120	O RING	1				0.001	0.0022
100	67111-37330	POPPET	1				0.008	0.0176
110	67111-37360	SPRING RELIEF	1				0.01	0.022
120	67401-36340	COLLAR	1				0.01	0.022
130	67401-36350	SPRING	1				0.004	0.0088
140	67401-36360	PLUG	2				0.047	0.1034
150	04811-00180	O RING	1				0.001	0.0022
160	67401-36370	PLUG	1				0.047	0.1034
170	04811-00140	O RING	2				0.001	0.0022
180	06311-45010	PLUG	1				0.001	0.0022
190	04714-00100	GASKET	1				0.002	0.0044
200	05012-00620	PIN STRAIGHT	2				0.005	0.011
210	67111-37530	SHIM ADJUSTING	1				0.001	0.0022
220	67111-37580	SHIM ADJUSTING	1				0.001	0.0022
230	67401-36380	INTERLOCKER	1				0.025	0.055
240	36330-63080	NIPPLE	1				0.07	0.154
250	04811-00140	O RING	1				0.001	0.0022
260	67401-36710	BOLT JOINT	1				0.087	0.1914
270	67401-36720	GASKET	1				0.005	0.011
280	04714-00400	GASKET	1				0.003	0.0066
290	67401-36750	HOSE	1				0.05	0.11
300	15109-73360	BAND PIPE	2				0.01	0.022

HYDRAULIC 2



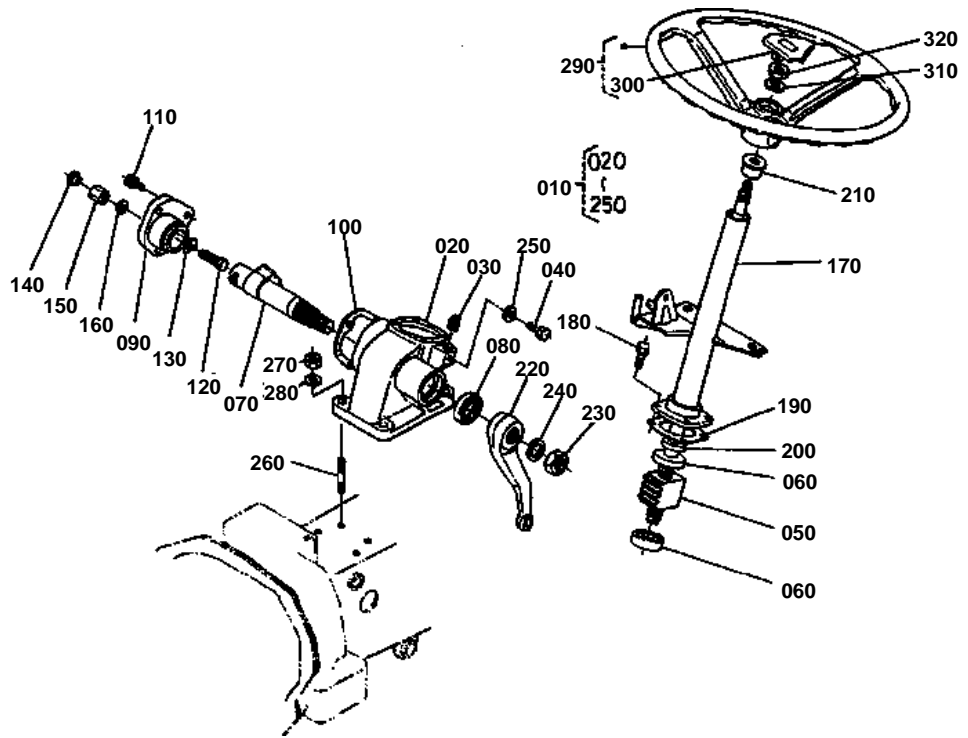


HYDRAULIC 2

↔ Interchangeable; ≠ not interchangeable; ← new for old; → old for new

REF.No	Part No.	Description	Q'ty	S.No.	I/C	REMARKS	Weight (kgf)	Weight (lb)
010	67311-36610	CAP CYLINDER	1				0.72	1.584
020	04810-50550	O RING	1				0.002	0.0044
030	04811-00080	O RING	1				0.001	0.0022
040	66711-36440	BOLT	4				0.045	0.099
050	04512-50120	WASHER SPRING	4				0	0
060	66611-36413	STAY	1				0.14	0.308
070	01123-51025	BOLT	2				0.02	0.044
080	04013-50100	WASHER PLAIN	2				0	0
090	67211-36410	PISTON HYD.	1				0.55	1.21
100	04810-08500	O RING	1				0.005	0.011
110	67211-36420	RING BACK UP	1				0.003	0.0066
120	66591-36640	ROD HYD.PISTON	1				0.31	0.682
130	66591-36650	ARM HYDRAULIC	1				0.8	1.76
140	66591-36660	PIN ARM	1				0.045	0.099
150	66591-36670	STOPPER LH	1				0.01	0.022
160	01202-50614	BOLT	2				0.006	0.0132
170	66591-36694	SHAFT HYD.ARM	1				0	0
180	04612-00320	CIR-CLIP EXTERNAL	1				0.004	0.0088
190	09230-28405	SEAL OIL	2				0.006	0.0132
200	66611-36512	ARM LIFT LH	1				0	0
210	66611-36522	ARM LIFT RH	1				0	0
220	01123-51050	BOLT	2				0.035	0.077
230	66621-36750	PLATE O/P ARM	1				0.34	0.748
240	67211-36610	BOLT	2				0.015	0.033

STEERING

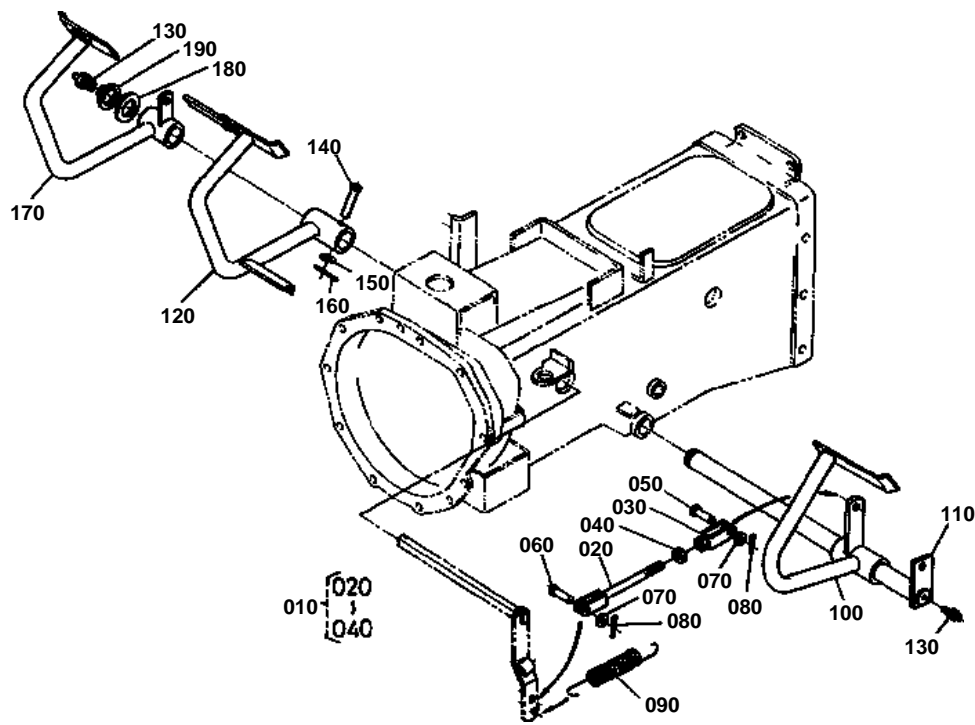


**STEERING**

↔ Interchangeable; ≠ not interchangeable; ← new for old; → old for new

REF.No	Part No.	Description	Q'ty	S.No.	I/C	REMARKS	Weight (kgf)	Weight (lb)
010	67061-41100	ASSY STEERING	1				0	0
020	67061-41110	CASE STEERING GEAR	1				2.7	5.94
030	34150-16640	PLUG	1				0.015	0.033
040	01222-50608	BOLT	1				0.003	0.0066
050	67910-41110	COMP.BALL NUT	1				1.05	2.31
060	66811-41140	BEARING	2				0.045	0.099
070	66811-41150	SHAFT SECTOR	1				0.52	1.144
080	09500-22358	SEAL OIL	1				0.01	0.022
090	66811-41160	COVER SIDE	1				0.3	0.66
100	66811-41170	GASKET	1				0	0
110	01123-50822	BOLT	3				0.012	0.0264
120	66811-41180	SCREW	1				0.013	0.0286
130	66811-41190	COLLAR ADJUSTING	1				0.002	0.0044
130	66811-41210	COLLAR ADJUSTING	1				0.001	0.0022
130	66811-41220	COLLAR ADJUSTING	1				0.001	0.0022
130	66811-41230	COLLAR ADJUSTING	1				0.001	0.0022
130	66811-41240	COLLAR ADJUSTING	1				0.001	0.0022
140	61011-18140	RUBBER PLUG	1				0.002	0.0044
150	66811-41250	NUT	1				0.027	0.0594
160	04714-00080	GASKET	1				0.001	0.0022
170	67061-41130	POST STEERING	1				0.9	1.98
180	01123-50820	BOLT	4				0.011	0.0242
190	66811-41320	SHIM	1				0.001	0.0022
190	66811-41340	SHIM	1				0.001	0.0022
190	66811-41350	SHIM	1				0.001	0.0022
190	66811-41360	SHIM	1				0.003	0.0066
200	09500-16287	SEAL OIL	1				0.01	0.022
210	67401-41150	BUSH POST	1				0.03	0.066
220	67061-41140	ARM PITMAN	1				0.54	1.188
230	02172-50160	NUT	1				0.017	0.0374
240	04512-50160	WASHER SPRING	1				0	0
250	04717-00600	WASHER SEAL	1				0.001	0.0022
260	01517-51028	STUD	4				0.022	0.0484
270	02118-50100	NUT	4				0.005	0.011
280	04512-50100	WASHER SPRING	4				0	0
290	67401-41400	ASSY WHEEL STEERING	1				0	0
300	67401-41420	PAD STEERING WHEEL	1				0.052	0.1144
310	04512-50120	WASHER SPRING	1				0	0
320	02172-50120	NUT	1				0.01	0.022

PEDAL



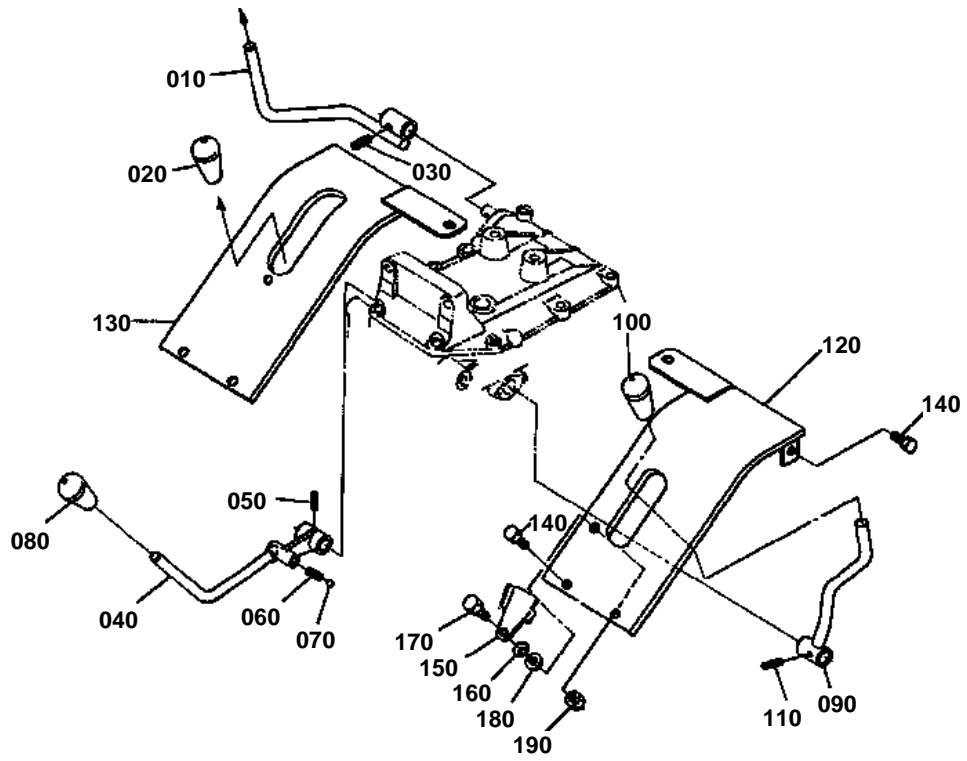


PEDAL

↔ Interchangeable; ≠ not interchangeable; ← new for old; → old for new

REF.No	Part No.	Description	Q'ty	S.No.	I/C	REMARKS	Weight (kgf)	Weight (lb)
010	66711-42100	ASSY ROD CLUTCH	1				0.15	0.33
020	66711-42110	ROD CLUTCH	1				0.078	0.1716
030	66621-43130	HOLDER	1				0.06	0.132
040	02112-50080	NUT	1				0.003	0.0066
050	05122-50822	PIN JOINT	1				0.01	0.022
060	05122-50825	PIN JOINT	1				0.011	0.0242
070	04012-50080	WASHER PLAIN	2				0.001	0.0022
080	05511-50215	PIN SPLIT	2				0.001	0.0022
090	67061-42110	SPRING RETERN	1				0.09	0.198
100	67061-42130	PEDAL CLUTCH	1				1.53	3.366
110	66204-42910	SHAFT BRAKE PEDAL	1				1.6	3.52
120	67061-42922	PEDAL BRAKE LH	1				1.8	3.96
130	06613-10010	NIPPLE GREASE	2				0.006	0.0132
140	05112-50840	PIN JOINT	1				0.017	0.0374
150	04012-50080	WASHER PLAIN	1				0.001	0.0022
160	05511-50215	PIN SPLIT	1				0.001	0.0022
170	67061-42932	PEDAL BRAKE RH	1				1.78	3.916
180	66591-43233	COLLAR	1				0.004	0.0088
190	04612-00240	CIR-CLIP EXTERNAL	1				0.002	0.0044

SPEED CHANGE LEVER



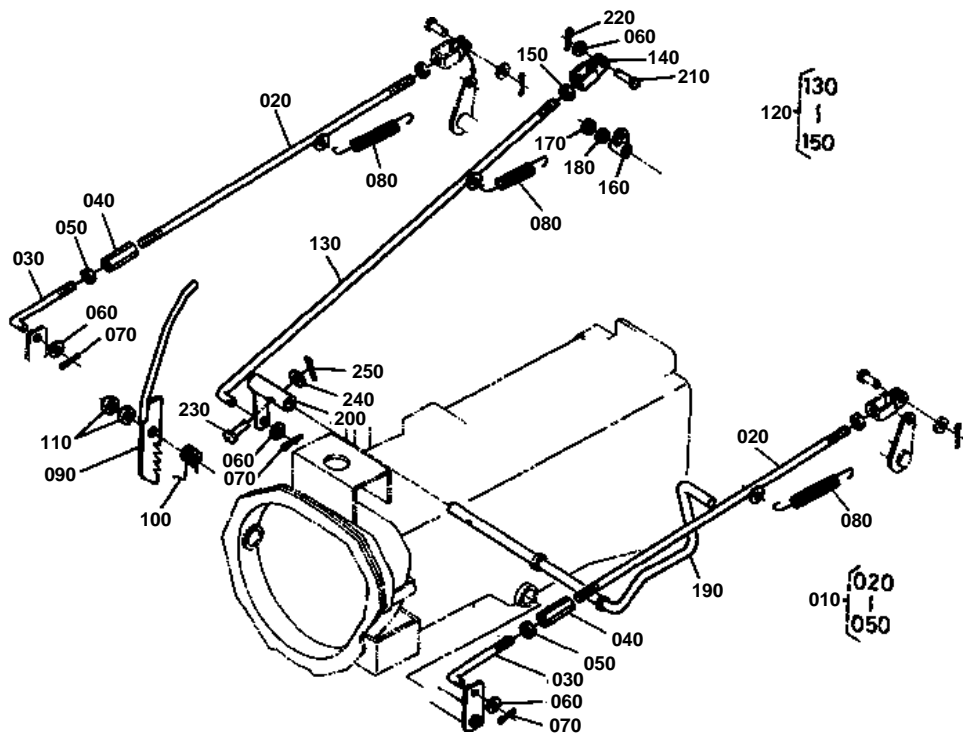


SPEED CHANGE LEVER

↔ Interchangeable; ≠ not interchangeable; ← new for old; → old for new

REF.No	Part No.	Description	Q'ty	S.No.	I/C	REMARKS	Weight (kgf)	Weight (lb)
010	67061-42510	LEVER S-CHANGE	1				0	0
020	54201-23270	GRIP	1				0.02	0.044
030	05411-00630	PIN SPRING	1				0.004	0.0088
040	67061-42610	LEVER	1				0.3	0.66
050	05411-00630	PIN SPRING	1				0.004	0.0088
060	62061-18260	SPRING STOPPER	1				0.002	0.0044
070	07715-01605	BALL	1				0.003	0.0066
080	54201-23270	GRIP	1				0.02	0.044
090	67061-42710	LEVER PTO S-CHANGE	1				0	0
100	54201-23270	GRIP	1				0.02	0.044
110	05411-00630	PIN SPRING	1				0.004	0.0088
120	67061-52760	COVER S-CHANGE LH	1				0.2	0.44
130	67061-52770	COVER S-CHANGE RH	1				0.25	0.55
140	01123-50818	BOLT	6				0.012	0.0264
150	67061-52782	HOLDER PTO CHECK	1				0.02	0.044
160	67401-52790	SPRING PLATE	1				0.002	0.0044
170	01150-50822	BOLT	1				0.012	0.0264
180	04013-50080	WASHER PLAIN	1				0	0
190	02114-50080	NUT	1				0.005	0.011

BRAKE ROD

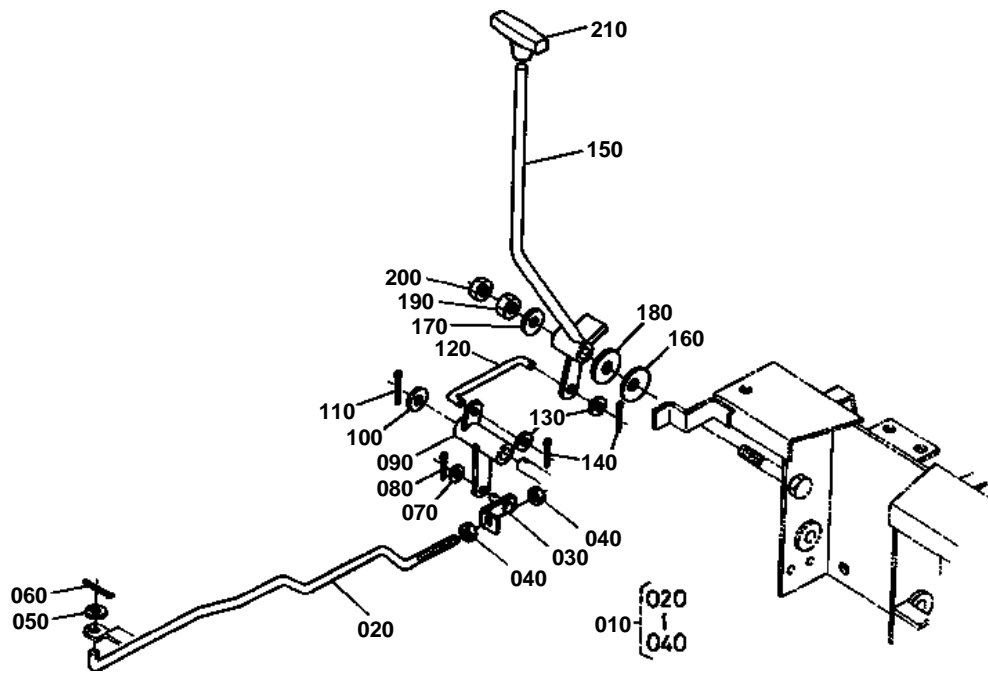


**BRAKE ROD**

↔ Interchangeable; ≠ not interchangeable; ← new for old; → old for new

REF.No	Part No.	Description	Q'ty	S.No.	I/C	REMARKS	Weight (kgf)	Weight (lb)
010	67061-42800	ASSY ROD BRAKE	2				0.24	0.528
020	67061-42810	ROD BRAKE	2				0.17	0.374
030	67061-42820	ROD BRAKE FRONT	2				0.04	0.088
040	66591-42410	TURNBUCKLE	2				0.046	0.1012
050	02112-50080	NUT	4				0.003	0.0066
060	04012-50080	WASHER PLAIN	4				0.001	0.0022
070	05511-50318	PIN SPLIT	4				0.001	0.0022
080	66591-43190	SPRING RETURN	3				0.044	0.0968
090	67061-42850	LEVER BRAKE LOCK	1				0	0
100	66204-42840	SPRING BRAKE LOCK	1				0.006	0.0132
110	02172-50120	NUT	2				0.01	0.022
120	66204-42820	ASSY ROD DIFF LOCK	1				0.312	0.6864
130	66204-42860	ROD DIFF LOCK	1				0.29	0.638
140	63753-42350	YOKE	1				0.038	0.0836
150	02112-50080	NUT	1				0.003	0.0066
160	66591-43170	LEVER DIFF LOCK	1				0.041	0.0902
170	02118-50100	NUT	1				0.005	0.011
180	04512-50100	WASHER SPRING	1				0	0
190	67061-42870	SHAFT DIFF LOCK	1				0.78	1.716
200	67061-42880	LEVER DIFF LOCK	1				0.15	0.33
210	05122-50820	PIN JOINT	1				0.009	0.0198
220	05511-50215	PIN SPLIT	1				0.001	0.0022
230	66611-14120	PIN JOINT	1				0	0
240	04012-50050	WASHER PLAIN	1				0.001	0.0022
250	05511-50215	PIN SPLIT	1				0.001	0.0022

RELEASE ROD



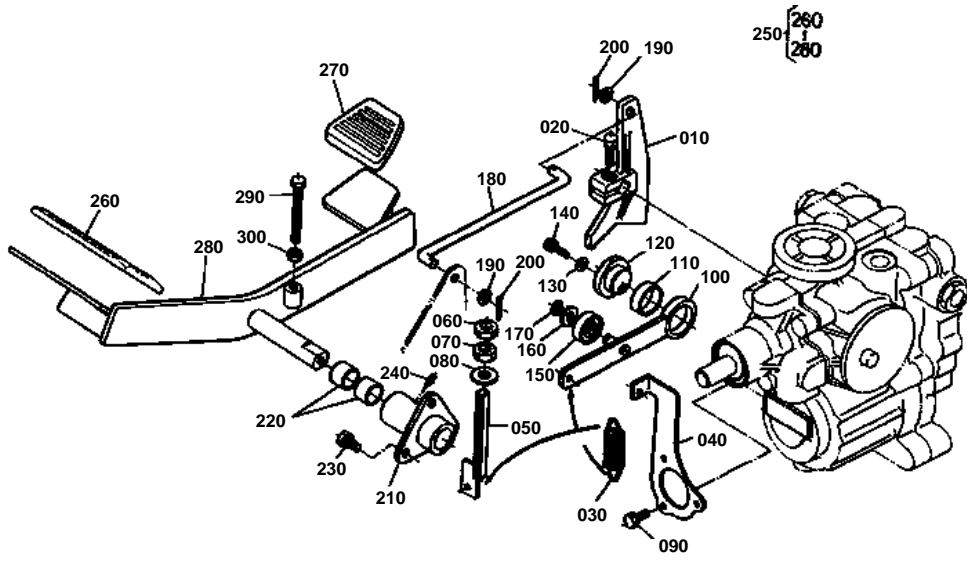


RELEASE ROD

↔ Interchangeable; ≠ not interchangeable; ← new for old; → old for new

REF.No	Part No.	Description	Q'ty	S.No.	I/C	REMARKS	Weight (kgf)	Weight (lb)
010	67061-43200	ASSY ROD THROTTLE	1				0.18	0.396
020	67061-43210	ROD RELEASE	1				0.18	0.396
030	67211-43220	STAY L	1				0.02	0.044
040	02114-50080	NUT	2				0.005	0.011
050	04012-50080	WASHER PLAIN	1				0.001	0.0022
060	05511-50215	PIN SPLIT	1				0.001	0.0022
070	04013-50060	WASHER PLAIN	1				0	0
080	05511-51612	PIN SPLIT	1				0.001	0.0022
090	67061-43230	ARM RELEASE	1				0.15	0.33
100	04011-50120	WASHER PLAIN	1				0.005	0.011
110	05511-50425	PIN SPLIT	1				0.003	0.0066
120	67061-43550	ROD	1				0.05	0.11
130	04012-50080	WASHER PLAIN	2				0.001	0.0022
140	05511-50215	PIN SPLIT	2				0.001	0.0022
150	67061-43252	LEVER RELEASE	1				0.35	0.77
160	67800-44720	SPRING	1				0.005	0.011
170	04013-50120	WASHER PLAIN	1				0	0
180	04015-50120	WASHER PLAIN	1				0	0
190	02174-50120	NUT	1				0.01	0.022
200	02172-50120	NUT	1				0.01	0.022
210	35320-17170	GRIP ACCEL.	1				0.018	0.0396

SPEED CHANGE 1



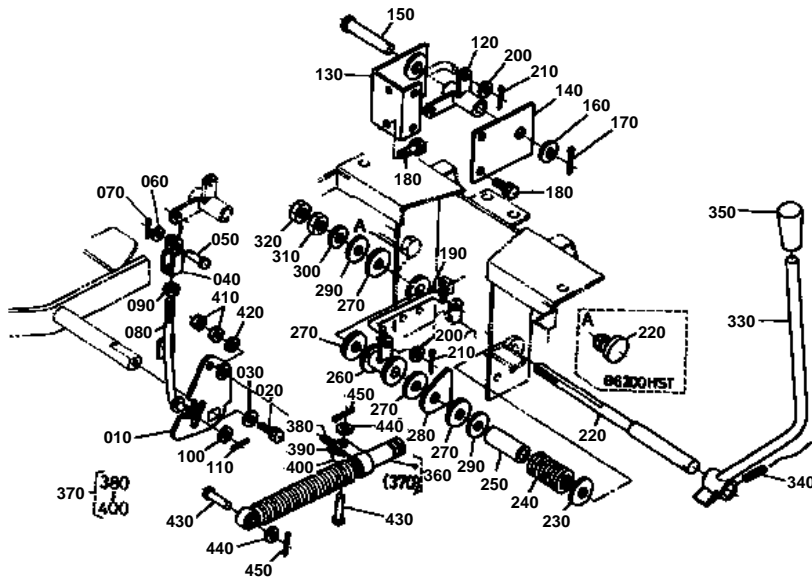


SPEED CHANGE 1

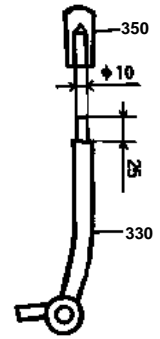
↔ Interchangeable; ≠ not interchangeable; ← new for old; → old for new

REF.No	Part No.	Description	Q'ty	S.No.	I/C	REMARKS	Weight (kgf)	Weight (lb)
010	66204-43310	HOLDER	1				0.28	0.616
020	01123-50828	BOLT	1				0.014	0.0308
030	66204-43323	SPRING	1				0.055	0.121
040	66204-43330	HOLDER SPRING	1				0.095	0.209
050	66204-43650	BOLT ADJUSTING	1				0.07	0.154
060	02172-50120	NUT	1				0.01	0.022
070	02174-50120	NUT	1				0.01	0.022
080	04011-50120	WASHER PLAIN	1				0.005	0.011
090	01202-50614	BOLT	3				0.006	0.0132
100	66204-43343	ARM HOLDER	1				0.13	0.286
110	66204-43572	BUSH	1				0.003	0.0066
120	66204-43352	SHAFT HOLDER	1				0.072	0.1584
130	04012-50080	WASHER PLAIN	1				0.001	0.0022
140	01123-50832	BOLT	1				0.016	0.0352
150	08121-06000	BEARING BALL	1				0.02	0.044
160	04011-50100	WASHER PLAIN	1				0.002	0.0044
170	04612-00100	CIR-CLIP EXTERNAL	1				0.001	0.0022
180	67061-43360	ROD SPEED CHANGE	1				0.1	0.22
190	04012-50080	WASHER PLAIN	2				0.001	0.0022
200	05511-50215	PIN SPLIT	2				0.001	0.0022
210	66204-43370	HOLDER PEDAL	1				0.25	0.55
220	66204-43550	BUSH	2				0	0
230	01123-50818	BOLT	3				0.012	0.0264
240	67211-42940	NIPPLE GREASE	1				0.001	0.0022
250	67061-43300	ASSY PEDAL S-CHANGE	1				1.25	2.75
260	66204-43390	COVER PEDAL FRONT	1				0.06	0.132
270	66204-43410	COVER PEDAL REAR	1				0.06	0.132
280	67061-43382	PEDAL SPEED CHANGE	1				1.14	2.508
290	01155-50875	BOLT	1				0	0
300	02114-50080	NUT	1				0.005	0.011

SPEED CHANGE 2



REF.No.330 67061-4347-0
REF.No.350 06914-00100



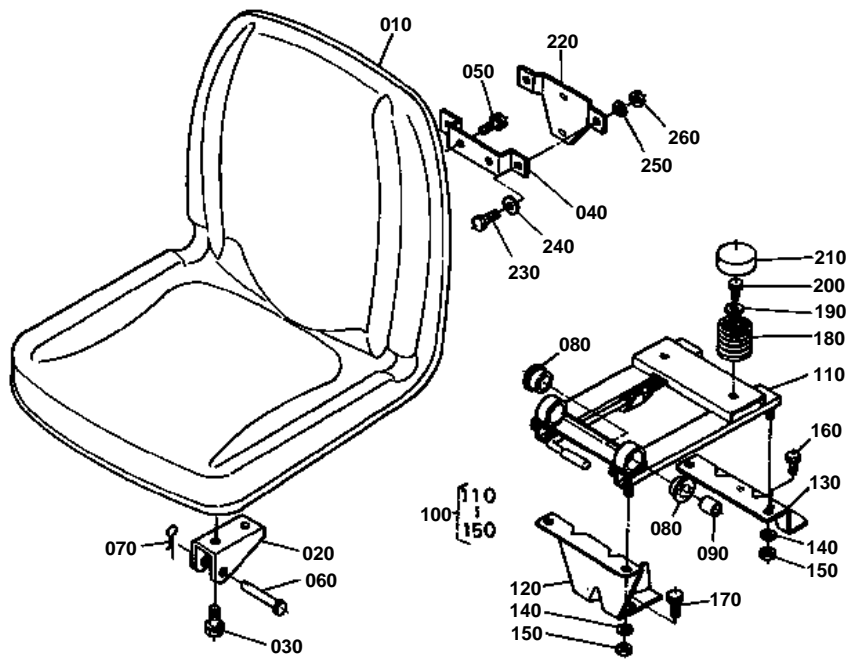


SPEED CHANGE 2

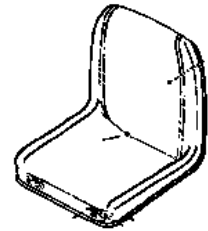
↔ Interchangeable; ≠ not interchangeable; ← new for old; → old for new

REF.No	Part No.	Description	Q'ty	S.No.	I/C	REMARKS	Weight (kgf)	Weight (lb)
010	67061-43420	PLATE SPEED CHANGE	1				0.2	0.44
020	01123-50816	BOLT	1				0.011	0.0242
030	04015-50080	WASHER PLAIN	1				0	0
040	63753-42350	YOKE	1				0.038	0.0836
050	05122-50820	PIN JOINT	1				0.009	0.0198
060	04012-50080	WASHER PLAIN	1				0.001	0.0022
070	05511-50215	PIN SPLIT	1				0.001	0.0022
080	67061-43513	ROD CHECK UNDER	1				0.07	0.154
090	02112-50080	NUT	1				0.003	0.0066
100	04012-50080	WASHER PLAIN	1				0.001	0.0022
110	05511-50215	PIN SPLIT	1				0.001	0.0022
120	67061-43490	ARM	1				0.05	0.11
130	67061-43530	SUPPORT	1				0.28	0.616
140	67061-43540	COVER	1				0.12	0.264
150	05122-51265	PIN JOINT	1				0.06	0.132
160	04011-50120	WASHER PLAIN	1				0.005	0.011
170	05511-50425	PIN SPLIT	1				0.003	0.0066
180	01123-50820	BOLT	4				0.011	0.0242
190	67061-43550	ROD	1				0.05	0.11
200	04012-50080	WASHER PLAIN	2				0.001	0.0022
210	05511-50215	PIN SPLIT	2				0.001	0.0022
220	67061-43573	SHAFT SPEED LOCK	1				0.28	0.616
230	04013-50120	WASHER PLAIN	1				0	0
240	67061-43582	SPRING	1				0.152	0.3344
250	36330-87090	COLLAR	1				0.04	0.088
260	67061-43590	ARM	1				0.08	0.176
270	67061-43560	DISK FRICTION	4				0.004	0.0088
280	67061-43610	WASHER LOCK	1				0.035	0.077
290	66301-43620	STEEL PLATE	2				0.02	0.044
300	04015-50120	WASHER PLAIN	1				0	0
310	02174-50120	NUT	1				0.01	0.022
320	02172-50120	NUT	1				0.01	0.022
330	67061-43470	LEVER SPEED LOCK	1	<=50377			0	0
330	67061-43473	LEVER SPEED LOCK	1	>=50378	≠		0.43	0.946
340	05411-00522	PIN SPRING	1				0.002	0.0044
350	06914-00100	GRIP ACCEL.	1	<=50377			0.02	0.044
350	54201-23270	GRIP ACCEL.	1	>=50378	≠		0.02	0.044
360	66204-43530	DAMPER	1				0.3	0.66
370	66204-43600	ASSY BOLT DAMPER	1				0.035	0.077
380	66204-43610	BOLT	1				0.03	0.066
390	66204-43540	BUSH RUBBER	1				0.002	0.0044
400	66204-43620	COLLAR	1				0.01	0.022
410	02112-50080	NUT	2				0.003	0.0066
420	04012-50080	WASHER PLAIN	1				0.001	0.0022
430	05122-50830	PIN JOINT	2				0.014	0.0308
440	04012-50080	WASHER PLAIN	2				0.001	0.0022
450	05511-50215	PIN SPLIT	2				0.001	0.0022

SEAT



REF.No.010 67061-4590-0

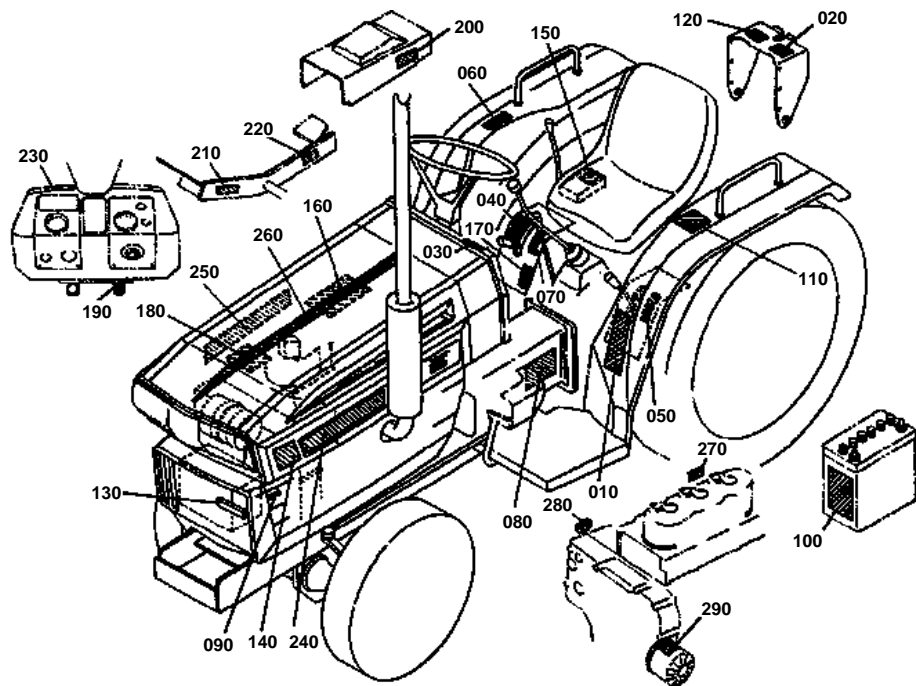


**SEAT**

↔ Interchangeable; ≠ not interchangeable; ← new for old; → old for new

REF.No	Part No.	Description	Q'ty	S.No.	I/C	REMARKS	Weight (kgf)	Weight (lb)
010	67061-45900	ASSY SEAT	1	≤50112		ORDER BY REF.NO.010 020 AND 030	8.71	19.162
010	67061-45910	SEAT	1	≥50113	≠		7.3	16.06
020	67061-45920	BRACKET	2	≥50113			0.18	0.396
030	01123-50816	BOLT	4	≥50113			0.011	0.0242
040	67401-45920	STAY	1				0	0
050	01123-50816	BOLT	2				0.011	0.0242
060	05122-51045	PIN JOINT	2				0	0
070	05515-51000	PIN SNAP	2				0	0
080	66591-41540	RUBBER	4				0.01	0.022
090	66591-41550	COLLAR	2				0.02	0.044
100	67061-45932	ASSY ADJUSTER SEAT	1				0	0
110	67061-45942	COMP ADJUSTOR SEAT	1				0	0
120	67061-45952	SUPPORT ADJUSTER	1				0.5	1.1
130	67061-45960	SUPPORT ADJUSTER	1				0.46	1.012
140	04512-50100	WASHER SPRING	4				0	0
150	02018-50100	NUT	4				0.011	0.0242
160	01123-50825	BOLT	2				0.013	0.0286
170	01120-51020	BOLT	2				0.02	0.044
180	67061-45970	SPRING SEAT	2				0.13	0.286
190	04015-50080	WASHER PLAIN	2				0	0
200	01123-50820	BOLT	2				0.011	0.0242
210	66301-52820	CAP SPRING	2				0.04	0.088
220	66704-54950	BRACKET SMV	1				0	0
230	01050-50610	BOLT	2				0	0
240	04013-50060	WASHER PLAIN	2				0	0
250	04512-50060	WASHER SPRING	2				0	0
260	02014-50060	NUT	2				0.003	0.0066

LABEL

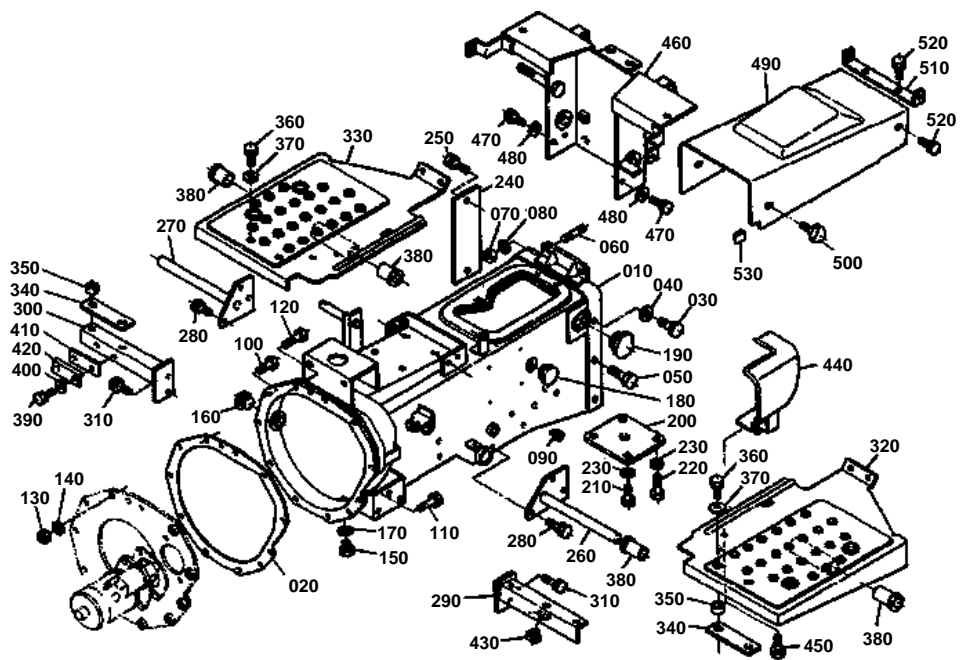


**LABEL**

↔ Interchangeable; ≠ not interchangeable; ← new for old; → old for new

REF.No	Part No.	Description	Q'ty	S.No.	I/C	REMARKS	Weight (kgf)	Weight (lb)
010	35260-34910	LABEL SAFETY	1				0	0
020	35200-25340	LABEL PTO	1				0.002	0.0044
030	35820-98630	LABEL	1				0	0
040	66204-47120	LABEL SUB S-CHANGE	1				0	0
050	67061-47210	LABEL PTO S-CHANGE	1				0.001	0.0022
060	66706-47140	LABEL	1				0	0
070	66706-47150	LABEL	1				0	0
080	67061-47220	NAME PLATE	1				0	0
090	54102-24410	RIVET	4				0.001	0.0022
100	66706-47280	LABEL BATTERY	1				0.003	0.0066
110	35260-29780	LABEL ROPS	1				0	0
120	35260-29790	LABEL DRAWBAR	1				0.002	0.0044
130	67401-47230	NAME PLATE FRONT	1				0.008	0.0176
140	35290-18810	LABEL WD	2				0.005	0.011
150	67061-47230	LABEL HYD.LOCK	1				0.001	0.0022
160	15532-87220	LABEL CAUTION	1				0.01	0.022
170	66204-47350	LABEL DIFF.LOCK	1				0	0
180	67401-47260	LABEL CAUTION	1				0.002	0.0044
190	67800-47320	LABEL ENGINE STOP	1				0.001	0.0022
200	66204-47520	LABEL S-CHANGE PEDAL	1				0.001	0.0022
210	66204-47530	LABEL ADVANCE	1				0	0
220	66204-47540	LABEL BACK	1				0	0
230	67061-43240	LABEL SPEED SET	1				0.001	0.0022
240	67061-54230	LABEL BONNET LH	1				0.005	0.011
250	67061-54240	LABEL BONNET RH	1				0.005	0.011
260	67800-47450	LABEL CENTER LINE	1				0.016	0.0352
270	15232-88210	LABEL GLOW PLUG	1				0.001	0.0022
280	15372-87230	LABEL CAUTION	1				0.001	0.0022
290	15372-87210	LABEL CAUTION	1				0.001	0.0022

CLUTCH HOUSING



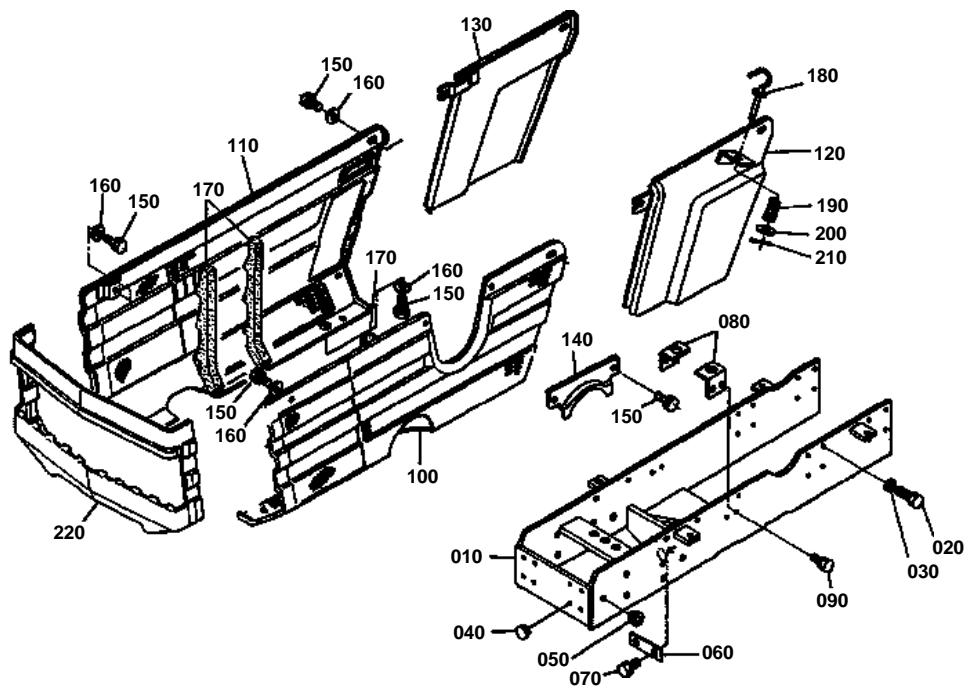


CLUTCH HOUSING

↔ Interchangeable; ≠ not interchangeable; ← new for old; → old for new

REF.No	Part No.	Description	Q'ty	S.No.	I/C	REMARKS	Weight (kgf)	Weight (lb)
010	67061-51113	HOUSING FRAME CLUTCH	1				0	0
020	66621-51410	GASKET	1				0	0
030	66204-51150	BOLT REAMER	4				0	0
040	04512-50140	WASHER SPRING	4				0	0
050	01153-51230	BOLT	2				0.036	0.0792
060	01555-51220	STUD	2				0.034	0.0748
070	02174-50120	NUT	2				0.01	0.022
080	04512-50120	WASHER SPRING	4				0	0
090	66591-54390	PLUG	12				0.001	0.0022
100	01153-50825	BOLT	1				0.012	0.0264
110	01123-50825	BOLT	8				0.013	0.0286
120	01153-50828	BOLT	2				0.014	0.0308
130	02114-50080	NUT	3				0.005	0.011
140	04512-50080	WASHER SPRING	3				0.001	0.0022
150	06331-35010	PLUG	1				0.012	0.0264
160	66704-51190	COVER TIMING HOLE	1				0.009	0.0198
170	04717-01000	WASHER SEAL	1				0.001	0.0022
180	66204-51160	COVER	1				0.007	0.0154
190	67061-51270	CAP	2				0.02	0.044
200	67061-51280	PLATE JOINT	1				0.6	1.32
210	01173-51225	BOLT	2				0.033	0.0726
220	01153-51230	BOLT	2				0.036	0.0792
230	04512-50120	WASHER SPRING	4				0	0
240	66204-51190	CAP	1				0.075	0.165
250	01123-50818	BOLT	2				0.012	0.0264
260	67061-51120	BRACKET STEP LH	1				0	0
270	67061-51130	BRACKET STEP RH	1				0	0
280	01123-50818	BOLT	6				0.012	0.0264
290	67061-51142	SUPPORT STEP LH	1				0.47	1.034
300	67061-51150	SUPPORT STEP RH	1				0.48	1.056
310	01123-50818	BOLT	4				0.012	0.0264
320	67061-51160	STEP LH	1				0	0
330	67061-51170	STEP RH	1				0	0
340	67401-51250	CUSHION	2				0.018	0.0396
350	67401-51260	COLLAR	4				0.005	0.011
360	01123-50825	BOLT	4				0.013	0.0286
370	04013-50080	WASHER PLAIN	4				0	0
380	67401-51180	BUSH RUBBER	4				0.01	0.022
390	01123-50818	BOLT	2				0.012	0.0264
400	04013-50080	WASHER PLAIN	2				0	0
410	67111-51560	PLATE BRAKE	1				0.025	0.055
420	67111-51570	HOLDER BRAKE	1				0.025	0.055
430	38240-29870	CUSHION	1				0.004	0.0088
440	67061-51180	COVER FOOT	1				0.29	0.638
450	53721-81110	BOLT	2				0.015	0.033
460	67061-51710	SUPPORT PANEL	1				2.5	5.5
470	01123-50818	BOLT	4				0.012	0.0264
480	04013-50080	WASHER PLAIN	4				0	0
490	67061-53110	COVER SUB	1				1.05	2.31
500	01820-50615	BOLT WING	4				0.017	0.0374
510	67061-53140	STAY REAR	1				0.06	0.132
520	01123-50820	BOLT	4				0.011	0.0242
530	67061-53150	COVER PROTECTOR	1				0.003	0.0066

FRONT AXLE FRAME





FRONT AXLE FRAME

↔ Interchangeable; ≠ not interchangeable; ← new for old; → old for new

REF.No	Part No.	Description	Q'ty	S.No.	I/C	REMARKS	Weight (kgf)	Weight (lb)
010	67061-51213	FRAME FRONT AXLE	1				0	0
020	01173-51025	BOLT	16				0.021	0.0462
030	04512-50100	WASHER SPRING	16				0	0
040	67211-51120	PLUG	8				0.001	0.0022
050	67211-11140	PLUG	6				0.001	0.0022
060	67401-51220	WASHER LOCK	1				0.08	0.176
070	01123-50825	BOLT	2				0.013	0.0286
080	67800-51990	SUPPORT RADIATOR	2				0	0
090	01123-50825	BOLT	4				0.013	0.0286
100	67061-51310	SKIRT LH	1				1.8	3.96
110	67061-51320	SKIRT RH	1				1.5	3.3
120	67061-51332	AUX.START LH	1				0.35	0.77
130	67061-51342	AUX.START RH	1				0.3	0.66
140	67401-51390	COVER	1				0.1	0.22
150	01123-50818	BOLT	14				0.012	0.0264
160	04013-50080	WASHER PLAIN	14				0	0
170	67511-54520	TAPE	3				0.004	0.0088
180	67061-51350	HOOK BONNET	2				0.08	0.176
190	67800-54623	SPRING	2				0.005	0.011
200	04013-50060	WASHER PLAIN	2				0	0
210	05511-52512	PIN SPLIT	2				0.001	0.0022
220	67401-51360	SKIRT FRONT	1				0.35	0.77

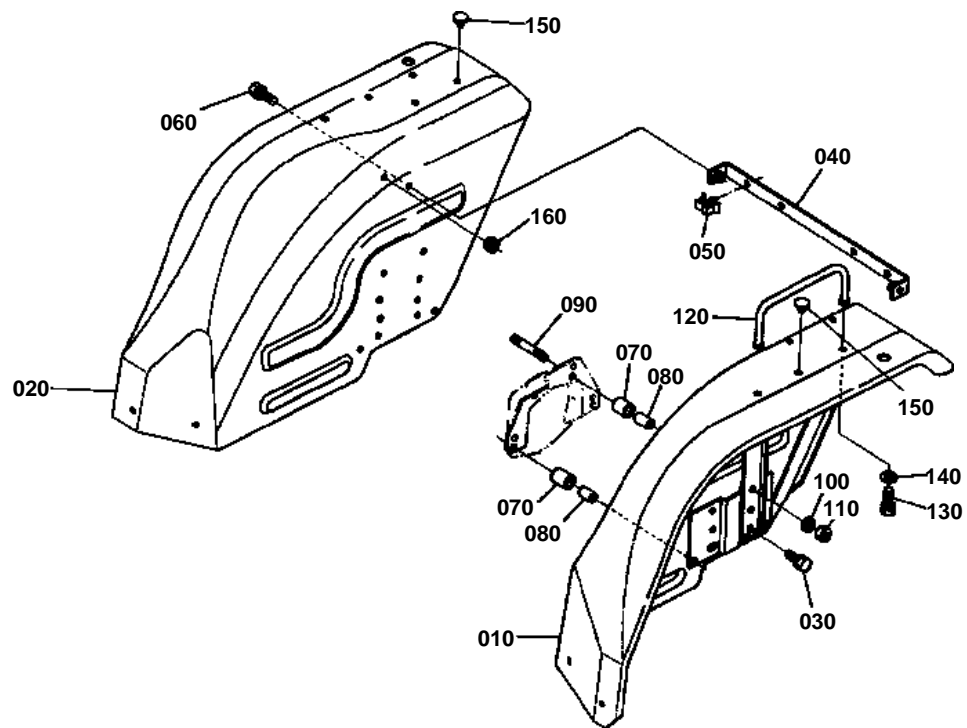


RADIATOR

↔ Interchangeable; ≠ not interchangeable; ← new for old; → old for new

REF.No	Part No.	Description	Q'ty	S.No.	I/C	REMARKS	Weight (kgf)	Weight (lb)
010	67401-51370	NET RADIATOR	1				0	0
020	67401-51380	NUT	14				0.002	0.0044
030	66301-51410	STOPPER	1				0	0
040	66301-51420	STOPPER LH	1				0.03	0.066
050	66301-51510	STOPPER RH	1				0.03	0.066
060	03514-50612	SCREW	8				0.002	0.0044
070	67401-51432	SPRING	1				0.03	0.066
080	67401-51440	BLOCK DUST PROOF	1				0.01	0.022
090	67401-51450	BLOCK DUST PROOF	2				0.003	0.0066
100	66301-53530	PLATE DUSTPROOF	1				0.53	1.166
110	01123-50820	BOLT	2				0.011	0.0242
120	66301-53550	BLOGK DUST PROOF	2				0.007	0.0154
130	67061-51410	RING	2				0.005	0.011
140	67061-51420	BLOCK DUST PROOF	2				0.005	0.011
150	67061-51430	BLOCK DUST PROOF	1				0.01	0.022
160	67211-51410	SUPPORT NET LH	1				0.09	0.198
170	67211-51420	SUPPORT NET RH	1				0.09	0.198
180	03004-50612	SCREW	4				0.005	0.011
190	04013-50060	WASHER PLAIN	4				0	0
200	67111-53520	NET RADIATOR	1				0.8	1.76
210	67111-58710	BOLT	2				0.027	0.0594
220	04013-50100	WASHER PLAIN	2				0	0
230	15111-72200	WASHER	4				0.013	0.0286
240	15111-72180	CUSHION	2				0.015	0.033
250	05515-51000	PIN SNAP	2				0	0
260	67061-58700	ASSY RADIATOR	1				6	13.2
270	67061-58730	ASSY RADIATOR	1				1.8	3.96
280	15272-72020	ASSY CAP	1				0.071	0.1562
290	15231-73110	COCK DRAIN	1				0.006	0.0132
300	67061-58720	COOLER OIL	1				0.4	0.88
310	01202-50612	BOLT	2				0.005	0.011
320	15752-72850	PIPE WATER	1			U.S.A	0.04	0.088
320	15759-72850	PIPE WATER	1			CANADA	0.035	0.077
330	15752-72940	PIPE WATER	1				0.1	0.22
340	15261-72780	BAND	4				0.024	0.0528
350	15531-73130	PIPE DRAIN	1				0.05	0.11
360	15109-73360	BAND PIPE	2				0.01	0.022
370	15221-72710	PIPE OVER FLOW	1				0.05	0.11
380	15241-67570	CLAMP CORD	1				0.003	0.0066
390	15531-74470	SHROUD FAN	1				0.63	1.386

FENDER



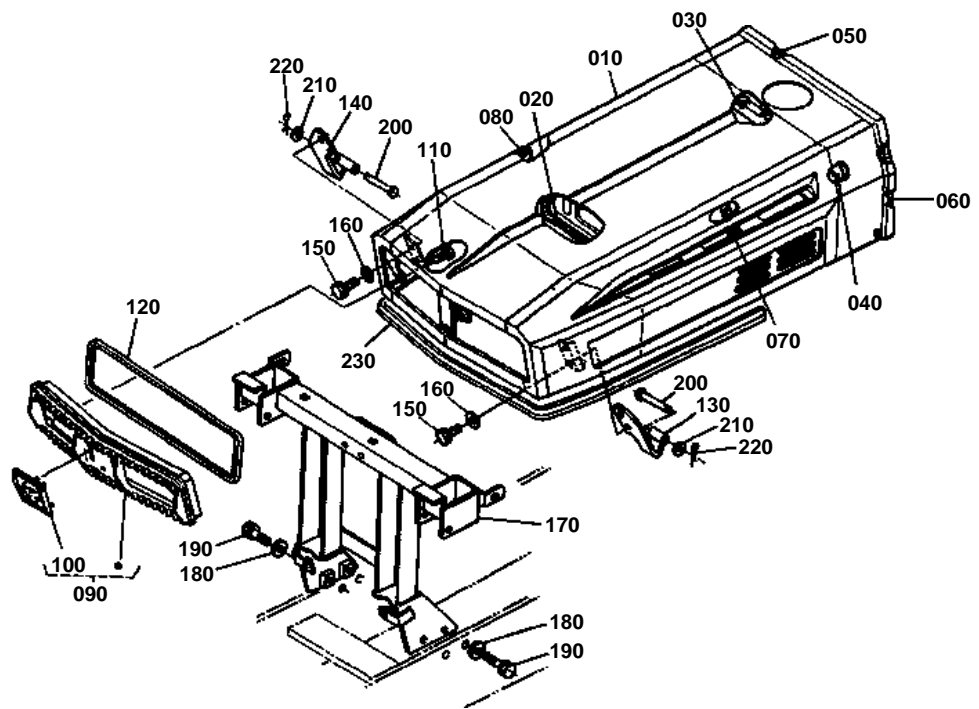


FENDER

↔ Interchangeable; ≠ not interchangeable; ← new for old; → old for new

REF.No	Part No.	Description	Q'ty	S.No.	I/C	REMARKS	Weight (kgf)	Weight (lb)
010	67401-52713	COMP.FENDER LH	1				0	0
020	67401-52723	COMP.FENDER RH	1				0	0
030	01123-50818	BOLT	4				0.012	0.0264
040	67061-52730	STAY FENDER	1				0	0
050	67211-52770	CLIP WIRE	4				0.005	0.011
060	01123-50818	BOLT	2				0.012	0.0264
070	67061-52740	CUSHION	6				0.02	0.044
080	67061-52750	COLLAR SPACER	6				0.025	0.055
090	01511-50865	STUD	6				0	0
100	04512-50080	WASHER SPRING	6				0.001	0.0022
110	02114-50080	NUT	6				0.005	0.011
120	67800-52210	BALUSTRIDE	2				0.2	0.44
130	01123-50818	BOLT	4				0.012	0.0264
140	04013-50080	WASHER PLAIN	4				0	0
150	38240-29570	PLUG	9				0.001	0.0022
160	32150-29180	CAP RUBBER	2				0.002	0.0044

HOOD

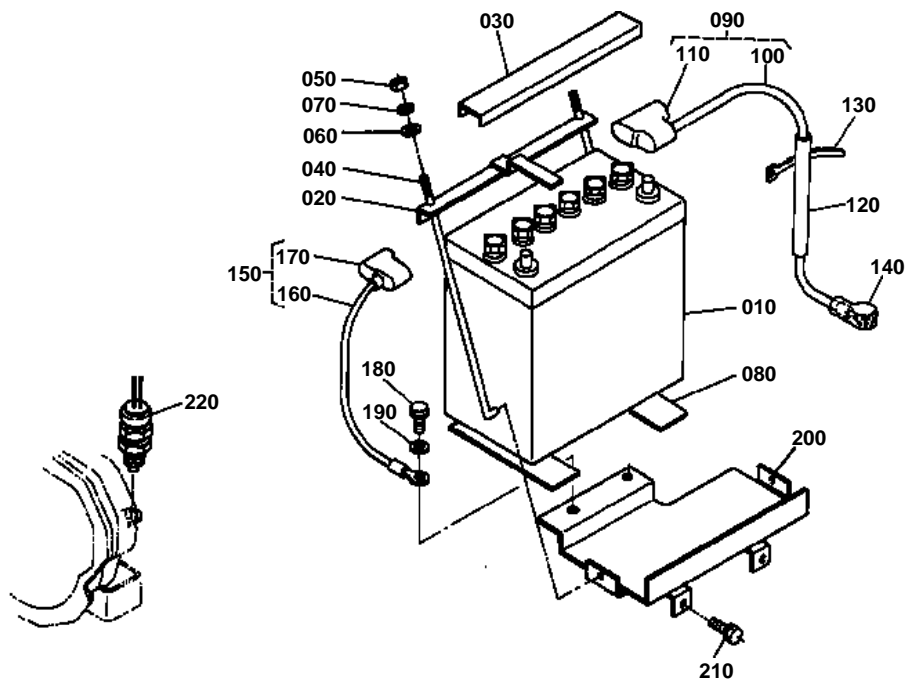


**HOOD**

↔ Interchangeable; ≠ not interchangeable; ← new for old; → old for new

REF.No	Part No.	Description	Q'ty	S.No.	I/C	REMARKS	Weight (kgf)	Weight (lb)
010	67061-54100	COMP.BONNET	1				6.9	15.18
020	67511-54170	TAPE	1				0.008	0.0176
030	67211-54120	TAPE	1				0.005	0.011
040	67061-54130	TAPE	2				0.01	0.022
050	67511-54150	TAPE SOFT UPPER	1				0.01	0.022
060	67511-54160	TAPE SOFT SIDE	2				0.01	0.022
070	67511-54110	TAPE	1				0.01	0.022
080	67511-54120	TAPE	1				0.003	0.0066
090	67401-54200	ASSY GRILLE LIGHT	1				0.26	0.572
100	67111-54240	MASCOT	1				0.02	0.044
110	38240-18230	SCREW	6				0.005	0.011
120	67401-54220	GASKET	1				0.027	0.0594
130	67711-54260	METAL RH	1				0.33	0.726
140	67061-54270	METAL LH	1				0.35	0.77
150	01120-51020	BOLT	4				0.02	0.044
160	04013-50100	WASHER PLAIN	4				0	0
170	66301-54714	HOLDER HOOD	1				0	0
180	04013-50100	WASHER PLAIN	4				0	0
190	01133-51025	BOLT	4				0.023	0.0506
200	05122-50855	PIN JOINT	2				0.022	0.0484
210	04013-50080	WASHER PLAIN	2				0	0
220	05515-50800	PIN SNAP	2				0	0
230	66301-54290	TRIM	1				0.13	0.286

BATTERY

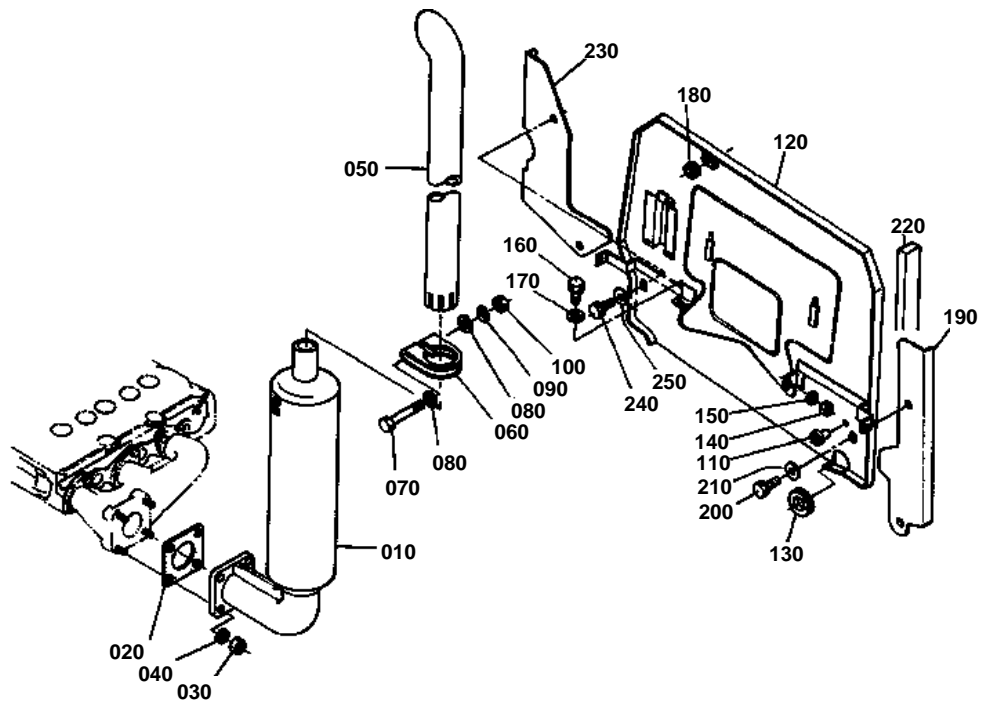


**BATTERY**

↔ Interchangeable; ≠ not interchangeable; ← new for old; → old for new

REF.No	Part No.	Description	Q'ty	S.No.	I/C	REMARKS	Weight (kgf)	Weight (lb)
010	66704-55430	ASSY BATTERY	1				9.3	20.46
020	67061-54480	RETAINER BATTERY	1				0.18	0.396
030	66641-55430	COVER BATTERY	1				0.07	0.154
040	67401-55390	BOLT HOOK	2				0.038	0.0836
050	02014-50060	NUT	2				0.003	0.0066
060	04013-50060	WASHER PLAIN	2				0	0
070	04512-50060	WASHER SPRING	2				0	0
080	34150-33220	RUBBER BATTERY	2				0.015	0.033
090	67061-55410	ASSY CORD BATTERY	1				0.35	0.77
100	67061-55420	CORD BATTERY	1				0.35	0.77
110	67111-55740	CAP	1				0.01	0.022
120	67061-55470	TUBE RUBBER	1				0.005	0.011
130	34350-29380	BAND CORD	1				0.001	0.0022
140	66591-55190	CAP TERMINAL	1				0.012	0.0264
150	67061-55440	ASSY CORD BATTERY	1				0.2	0.44
160	67061-55450	CORD EARTH	1				0.18	0.396
170	67061-55460	CAP	1				0.01	0.022
180	01123-51025	BOLT	1				0.02	0.044
190	04013-50100	WASHER PLAIN	1				0	0
200	67061-52350	SUPPORT BATTERY	1				0.95	2.09
210	01123-50818	BOLT	2				0.012	0.0264
220	66204-32240	ASSY SWITCH SAFETY	1				0	0

MUFFLER



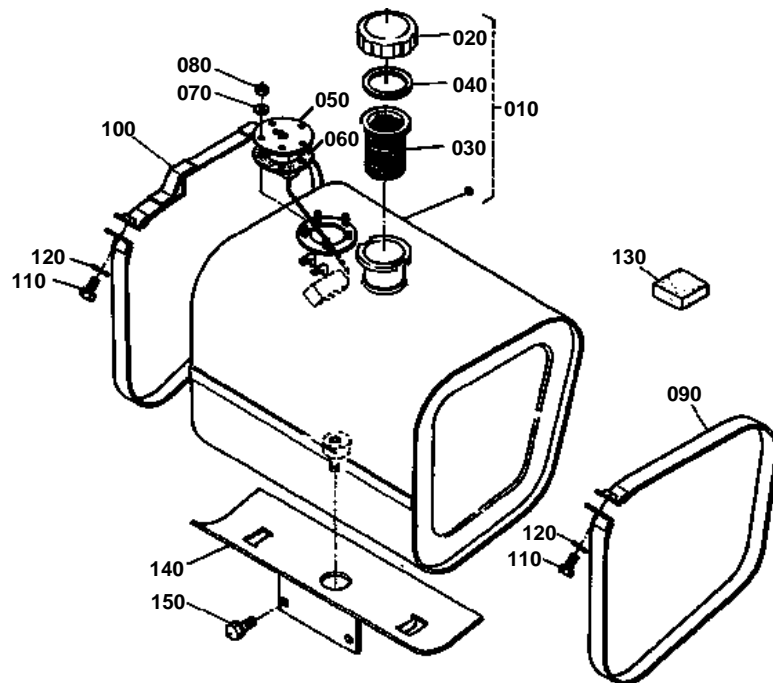


MUFFLER

↔ Interchangeable; ≠ not interchangeable; ← new for old; → old for new

REF.No	Part No.	Description	Q'ty	S.No.	I/C	REMARKS	Weight (kgf)	Weight (lb)
010	15751-12010	COMP.MUFFLER	1				2.7	5.94
020	15371-12370	GASKET MUFFLER	1				0	0
030	02156-50080	NUT	4				0.004	0.0088
040	04512-50080	WASHER SPRING	4				0.001	0.0022
050	67800-53410	PIPE MUFFLER	1				0.57	1.254
060	67800-53420	BAND PIPE	1				0.04	0.088
070	01150-50865	BOLT	1				0	0
080	04013-50080	WASHER PLAIN	2				0	0
090	04512-50080	WASHER SPRING	1				0.001	0.0022
100	02114-50080	NUT	1				0.005	0.011
110	66591-51130	PLUG	1				0.001	0.0022
120	67061-54612	PLATE	1				0	0
130	67061-54650	RUBBER SUPPORT	1				0.01	0.022
140	02114-50080	NUT	1				0.005	0.011
150	04512-50080	WASHER SPRING	1				0.001	0.0022
160	01123-50818	BOLT	3				0.012	0.0264
170	04013-50080	WASHER PLAIN	3				0	0
180	63611-52330	RUBBER SUPPORT	1				0.01	0.022
190	67061-54620	COVER LH	1				0.1	0.22
200	01123-50818	BOLT	1				0.012	0.0264
210	04013-50080	WASHER PLAIN	1				0	0
220	67061-54630	TAPE	2				0.005	0.011
230	67061-54640	COVER RH	1				0.1	0.22
240	01123-50818	BOLT	1				0.012	0.0264
250	04013-50080	WASHER PLAIN	1				0	0

FUEL TANK



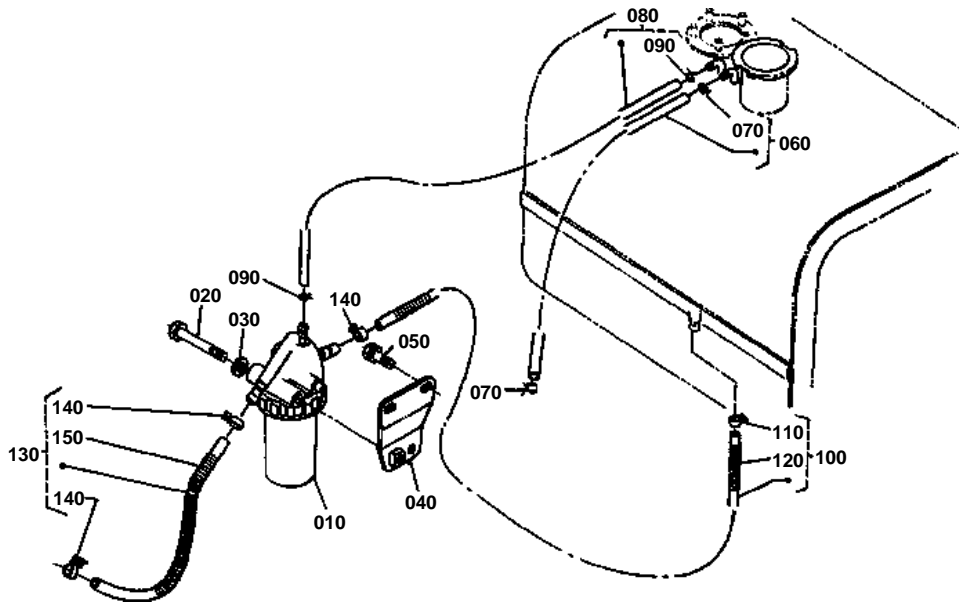


FUEL TANK

↔ Interchangeable; ≠ not interchangeable; ← new for old; → old for new

REF.No	Part No.	Description	Q'ty	S.No.	I/C	REMARKS	Weight (kgf)	Weight (lb)
010	66301-53603	ASSY TANK FUEL	1				4.2	9.24
020	67211-54720	COMP.CAP FUEL TANK	1				0.07	0.154
030	35450-41350	FILTER FUEL	1				0	0
040	10211-41340	GASKET	1				0.003	0.0066
050	67401-54730	UNIT FUEL	1				0.14	0.308
060	67401-54740	GASKET	1				0.001	0.0022
070	04013-50050	WASHER PLAIN	5				0	0
080	02054-50050	NUT	5				0.002	0.0044
090	67800-53630	BAND FUEL TANK	1				0	0
100	66301-53650	BAND FUEL TANK	1				0	0
110	01123-50832	BOLT	2				0.016	0.0352
120	04013-50080	WASHER PLAIN	2				0	0
130	67061-54740	RUBBER	1				0.05	0.11
140	67061-54730	SUPPORT FUEL TANK	1				0.94	2.068
150	01123-50818	BOLT	4				0.012	0.0264

FUEL FILTER



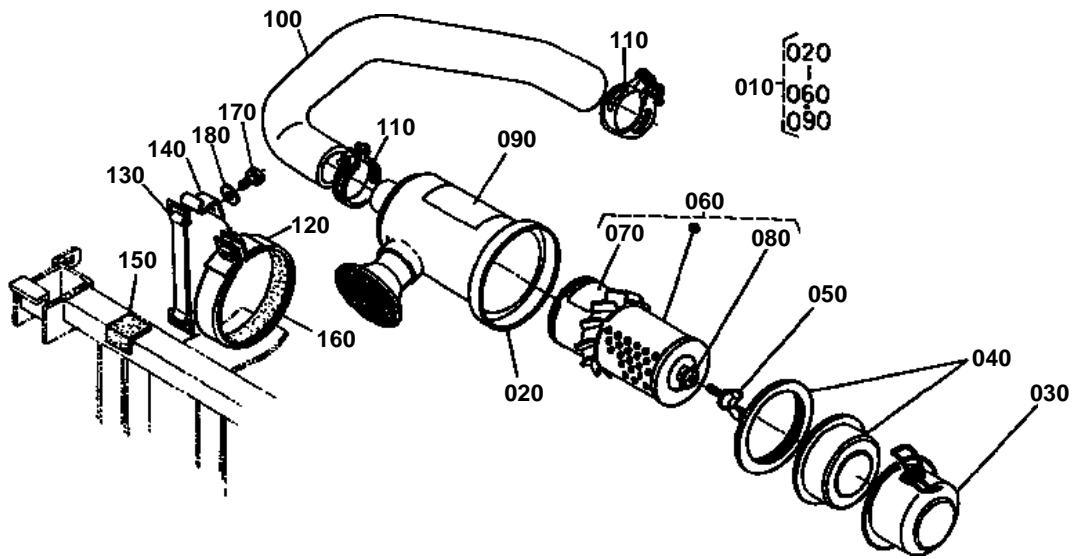


FUEL FILTER

↔ Interchangeable; ≠ not interchangeable; ← new for old; → old for new

REF.No	Part No.	Description	Q'ty	S.No.	I/C	REMARKS	Weight (kgf)	Weight (lb)
010	15751-43010	ASSY FILTER FUEL	1			REFER TO L.No.0H09-L0 FOR COMPONENTS.	0.41	0.902
020	01150-50865	BOLT	1				0	0
030	04512-50080	WASHER SPRING	1				0.001	0.0022
040	67061-54310	STAY FUEL	1				0.1	0.22
050	01123-50818	BOLT	2				0.012	0.0264
060	67800-53750	ASSY PIPE OVER FLOW	1				0.02	0.044
070	10244-42320	CLIP PIPE	2				0.001	0.0022
080	67211-58323	ASSY PIPE OVER FLOW	1				0.03	0.066
090	10244-42320	CLIP PIPE	2				0.001	0.0022
100	67211-58340	ASSY PIPE FUEL	1				0	0
110	14301-42750	CLIP PIPE	2				0.005	0.011
120	67111-58320	SPRING PIPE PROTECT.	1				0.02	0.044
130	67061-58350	ASSY PIPE FUEL	1				0.04	0.088
140	14301-42750	CLIP PIPE	2				0.005	0.011
150	67111-53790	SPRING PIPE PROTECT.	1				0.01	0.022

AIR CLEANER



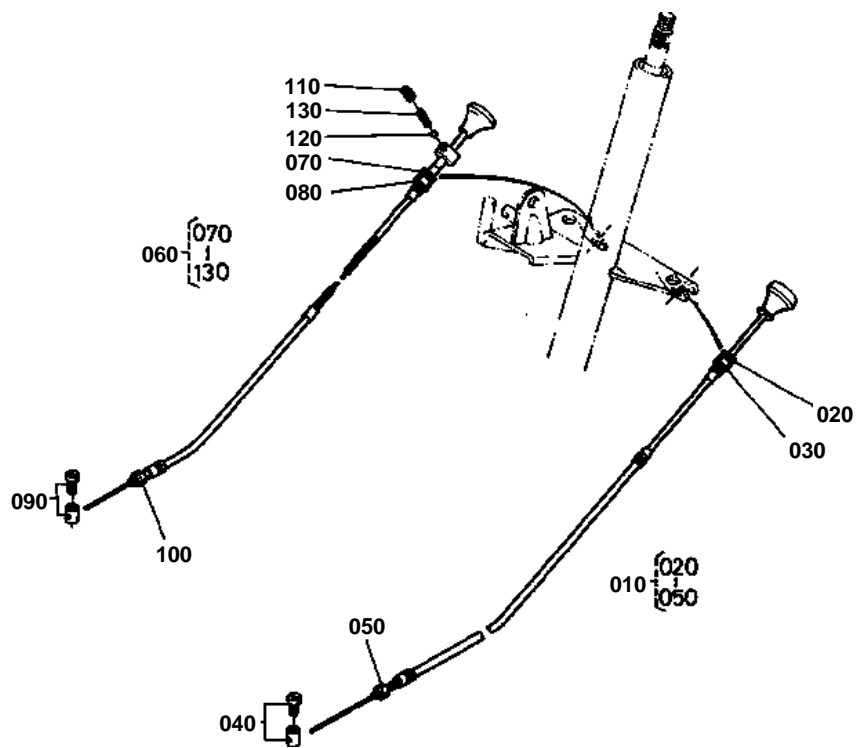


AIR CLEANER

↔ Interchangeable; ≠ not interchangeable; ← new for old; → old for new

REF.No	Part No.	Description	Q'ty	S.No.	I/C	REMARKS	Weight (kgf)	Weight (lb)
010	67800-58400	ASSY CLEANER AIR	1				1.41	3.102
020	15532-11150	BODY AIR CLEANER	1				0	0
030	15221-11160	COVER AIR CLEANER	1				0.2	0.44
040	15221-11410	COVER BAFFLE	1				0.104	0.2288
050	15221-92620	BOLT WING	1				0.04	0.088
060	67800-58300	ASSY ELEMENT CLEANER	1				0.32	0.704
070	15227-87480	LABEL ELEMENT A/C	1				0.004	0.0088
080	15221-94430	WASHER SEAL	1				0.004	0.0088
090	15372-87452	LABEL AIR CLEANER	1				0.001	0.0022
100	15532-11124	PIPE INLET	1				0.57	1.254
110	15221-11720	BAND PIPE	2				0.03	0.066
120	67800-54725	SUPPORT AIR CLEANER	1				0	0
130	67800-54730	BAND AIR CLEANER	1				0.045	0.099
140	67800-54740	SUPPORT BAND	1				0.018	0.0396
150	67800-58220	RUBBER	1				0.005	0.011
160	67111-58230	RUBBER	1				0.02	0.044
170	01123-50825	BOLT	1				0.013	0.0286
180	04013-50080	WASHER PLAIN	1				0	0

DECOMPRESS WIRE/ENGINE STOP WIRE



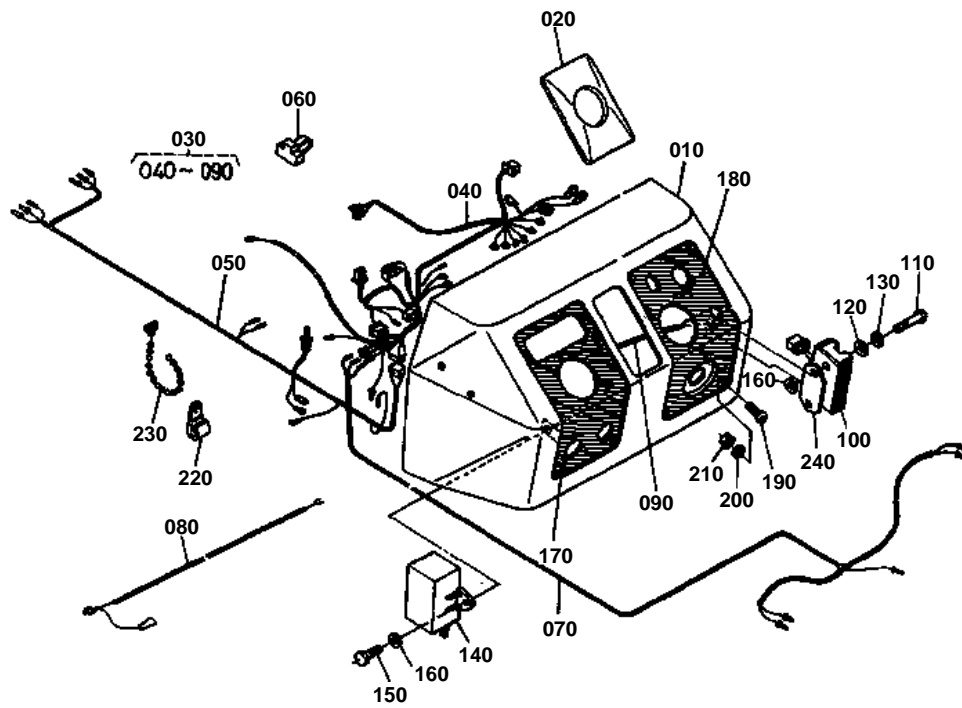


DECOMPRESS WIRE/ENGINE STOP WIRE

↔ Interchangeable; ≠ not interchangeable; ← new for old; → old for new

REF.No	Part No.	Description	Q'ty	S.No.	I/C	REMARKS	Weight (kgf)	Weight (lb)
010	67800-53910	WIRE DECOMPRESS	1				0.095	0.209
020	04512-50100	WASHER SPRING	1				0	0
030	02118-50100	NUT	1				0.005	0.011
040	67111-53930	ASSY SCREW SET	1				0.003	0.0066
050	02054-50050	NUT	1				0.002	0.0044
060	67800-53923	WIRE ENGINE STOP	1				0	0
070	04512-50100	WASHER SPRING	1				0	0
080	02118-50100	NUT	1				0.005	0.011
090	67111-53930	ASSY SCREW SET	1				0.003	0.0066
100	02054-50050	NUT	1				0.002	0.0044
110	67111-53940	SCREW ADJUSTING	1				0.003	0.0066
120	07715-01603	BALL	1				0.001	0.0022
130	67111-53950	SPRING	1				0.001	0.0022

PANEL



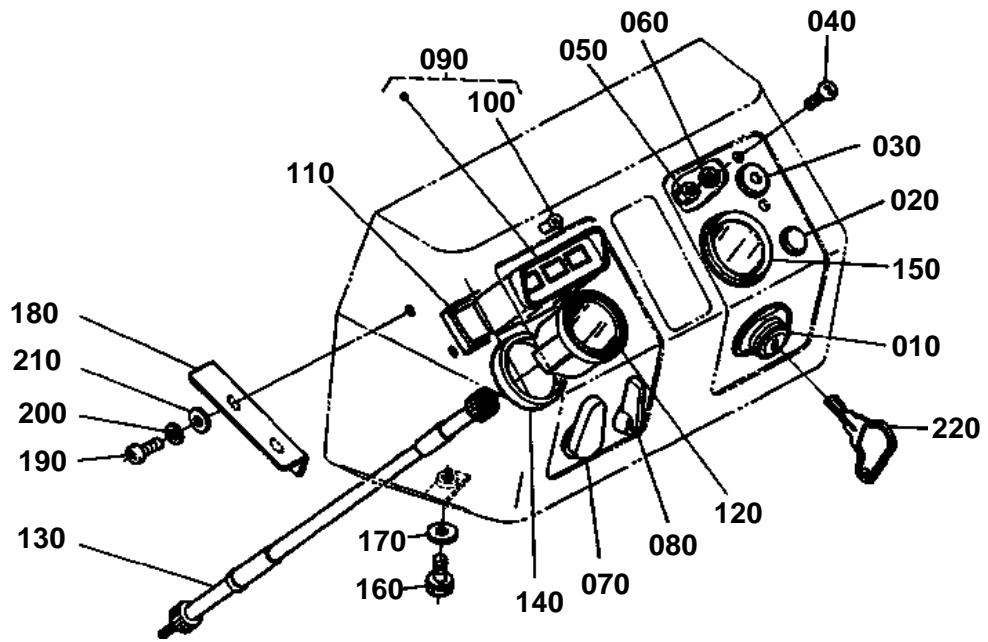


PANEL

↔ Interchangeable; ≠ not interchangeable; ← new for old; → old for new

REF.No	Part No.	Description	Q'ty	S.No.	I/C	REMARKS	Weight (kgf)	Weight (lb)
010	67061-55110	PANEL	1				1.85	4.07
020	67061-55132	COVER STEERING POST	1				0.05	0.11
030	67061-55170	ASSY WIREHARNESS	1				0.55	1.21
040	67061-55150	WIREHARNESS	1				0	0
050	67061-55160	WIREHARNESS	1				0.15	0.33
060	67111-55190	RING FUSIBLE	1				0.005	0.011
070	67061-55190	WIREHARNESS	1				0.08	0.176
080	67061-55210	WIREHARNESS	1				0.08	0.176
090	66301-55150	HARNESS FUEL GAUGE	1				0.02	0.044
100	15533-64600	COMP.REGULATOR	1				0.2	0.44
110	03014-50630	SCREW	2				0.006	0.0132
120	04012-50060	WASHER PLAIN	2				0.001	0.0022
130	04512-50060	WASHER SPRING	2				0	0
140	35170-33700	UNIT FLASHER	1				0.06	0.132
150	01202-50620	BOLT	1				0.007	0.0154
160	04013-50060	WASHER PLAIN	2				0	0
170	67061-55320	LABEL PANEL LH	1				0.04	0.088
180	67401-55330	LABEL PANEL RH	1				0.058	0.1276
190	03054-50510	SCREW	6				0.003	0.0066
200	04512-50050	WASHER SPRING	6				0	0
210	02054-50050	NUT	6				0.002	0.0044
220	13313-69750	ASSY CLAMP CORD	1				0	0
230	66704-55510	BAND CORD	2				0.002	0.0044
240	66704-55260	RUBBER	1				0.009	0.0198

PANEL SWITCH



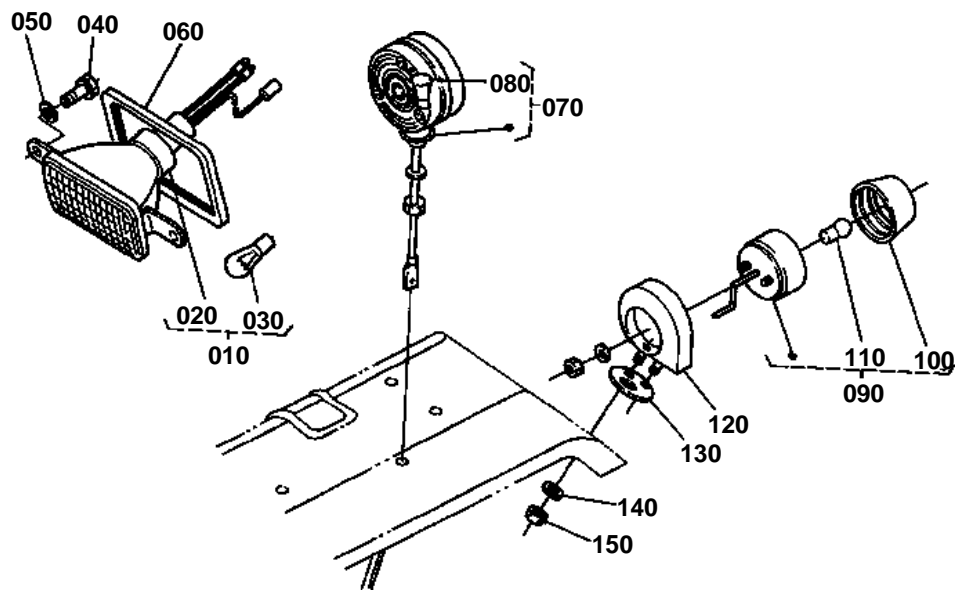


PANEL SWITCH

↔ Interchangeable; ≠ not interchangeable; ← new for old; → old for new

REF.No	Part No.	Description	Q'ty	S.No.	I/C	REMARKS	Weight (kgf)	Weight (lb)
010	66711-55130	SWITCH STARTER	1				0.241	0.5302
020	35110-32420	PLUG	1				0.002	0.0044
030	15531-65950	INDICATOR GLOW	1				0.05	0.11
040	03054-50512	SCREW	2				0.003	0.0066
050	02054-50050	NUT	2				0.002	0.0044
060	04512-50050	WASHER SPRING	2				0	0
070	54617-41140	SWITCH LIGHTING	1				0.08	0.176
080	55311-41120	SWITCH LIGHT	1				0.05	0.11
090	67800-55450	ASSY OK MONITOR	1				0.12	0.264
100	67111-55460	BULB	2				0.005	0.011
110	67800-55460	SPACER OK MONITOR	1				0.015	0.033
120	67061-55310	ASSY METER TRACTOR	1				0	0
130	67800-55410	CABLE HOUR METER	1				0.25	0.55
140	67800-55420	SPACER HOUR METER	1				0.008	0.0176
150	66908-54750	METER FUEL	1				0.15	0.33
160	01123-50818	BOLT	4				0.012	0.0264
170	04013-50080	WASHER PLAIN	4				0	0
180	67061-55230	PLATE GUIDE	1				0.05	0.11
190	03054-50510	SCREW	2				0.003	0.0066
200	04512-50050	WASHER SPRING	2				0	0
210	04013-50050	WASHER PLAIN	2				0	0
220	66711-55140	KEY START	2				0	0

LIGHT



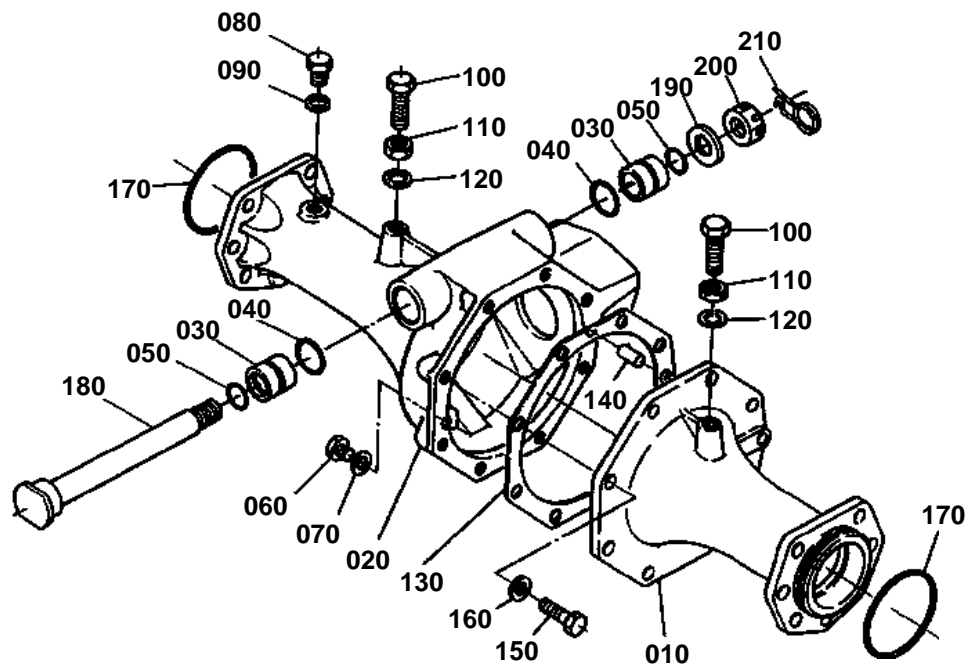


LIGHT

↔ Interchangeable; ≠ not interchangeable; ← new for old; → old for new

REF.No	Part No.	Description	Q'ty	S.No.	I/C	REMARKS	Weight (kgf)	Weight (lb)
010	67211-55700	ASSY LIGHT HEAD	2				0.2	0.44
020	67111-55780	SOCKET HEAD LIGHT	2				0.03	0.066
030	67211-55790	BULB HEAD LIGHT	2				0.02	0.044
040	01020-50614	BOLT	4				0.005	0.011
050	04013-50060	WASHER PLAIN	4				0	0
060	67401-54250	GASKET	2				0.01	0.022
070	35450-75010	ASSY LIGHT FLASHER	2				0.3	0.66
080	35450-75022	BULB	2				0.008	0.0176
090	34350-34100	ASSY LIGHT TAIL	2				0.13	0.286
100	34350-34120	LENS TAIL LIGHT	2				0.05	0.11
110	34350-34140	BULB TAIL LIGHT	2				0.008	0.0176
120	67800-55540	BRACKET TAIL LIGHT	2				0.11	0.242
130	67800-55530	CUSHION	2				0.015	0.033
140	04512-50060	WASHER SPRING	4				0	0
150	02014-50060	NUT	4				0.003	0.0066

FRONT AXLE ARM



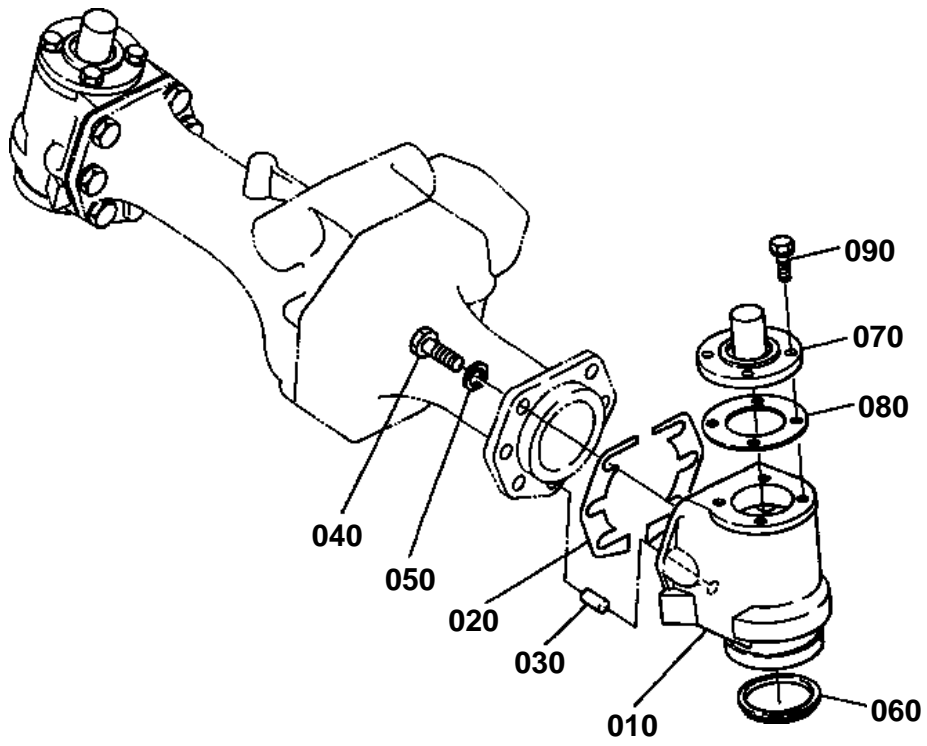


FRONT AXLE ARM

↔ Interchangeable; ≠ not interchangeable; ← new for old; → old for new

REF.No	Part No.	Description	Q'ty	S.No.	I/C	REMARKS	Weight (kgf)	Weight (lb)
010	67121-56110	ARM KNUCKLE LH	1				5.6	12.32
020	66204-56120	ARM KNUCKLE RH	1				9	19.8
030	66591-56120	BUSH	2				0.074	0.1628
040	04811-50250	O RING	2				0.001	0.0022
050	04811-00200	O RING	2				0.001	0.0022
060	06331-35010	PLUG	1				0.012	0.0264
070	04717-01000	WASHER SEAL	1				0.001	0.0022
080	06331-35012	PLUG	1				0.022	0.0484
090	04717-01200	WASHER SEAL	1				0.002	0.0044
100	66591-56280	BOLT	2				0	0
110	02112-50120	NUT	2				0.007	0.0154
120	04512-50120	WASHER SPRING	2				0	0
130	67121-56130	GASKET	1				0	0
140	05012-01020	PIN STRAIGHT	1				0.02	0.044
150	01153-51028	BOLT	8				0.02	0.044
160	04512-50100	WASHER SPRING	8				0	0
170	04811-10750	O RING	2				0.001	0.0022
180	66802-56110	PIN CENTER	1				0.58	1.276
190	04011-50180	WASHER PLAIN	1				0.012	0.0264
200	02372-50180	NUT	1				0.019	0.0418
210	66611-57150	SPRING SET	1				0.02	0.044

BEVEL GEAR CASE



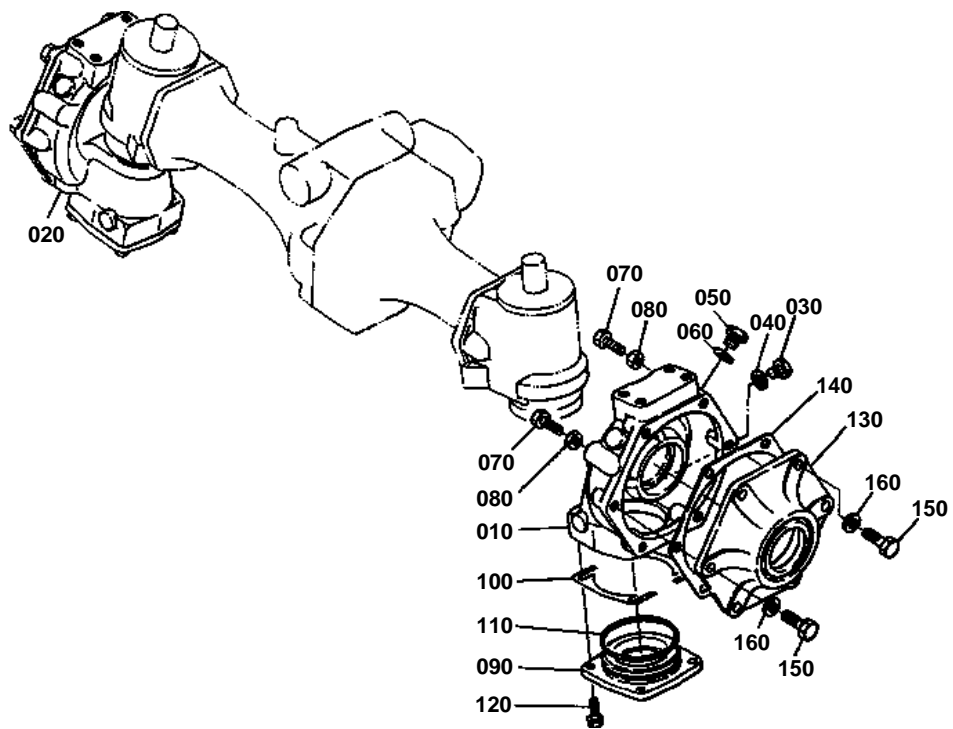


BEVEL GEAR CASE

↔ Interchangeable; ≠ not interchangeable; ← new for old; → old for new

REF.No	Part No.	Description	Q'ty	S.No.	I/C	REMARKS	Weight (kgf)	Weight (lb)
010	67121-56210	CASE GEAR	2				2.6	5.72
020	67121-56230	SHIM	4				0.004	0.0088
020	67121-56240	SHIM	4				0.003	0.0066
030	05012-01020	PIN STRAIGHT	2				0.02	0.044
040	01153-51228	BOLT	12				0.034	0.0748
050	04512-50120	WASHER SPRING	12				0	0
060	67121-56250	SEAL DUST	2				0.001	0.0022
070	67121-56263	SUPPORT KNUKLE ARM	2				0.4	0.88
080	67121-56270	GASKET	2				0	0
090	01123-50822	BOLT	8				0.012	0.0264

FRONT AXLE CASE



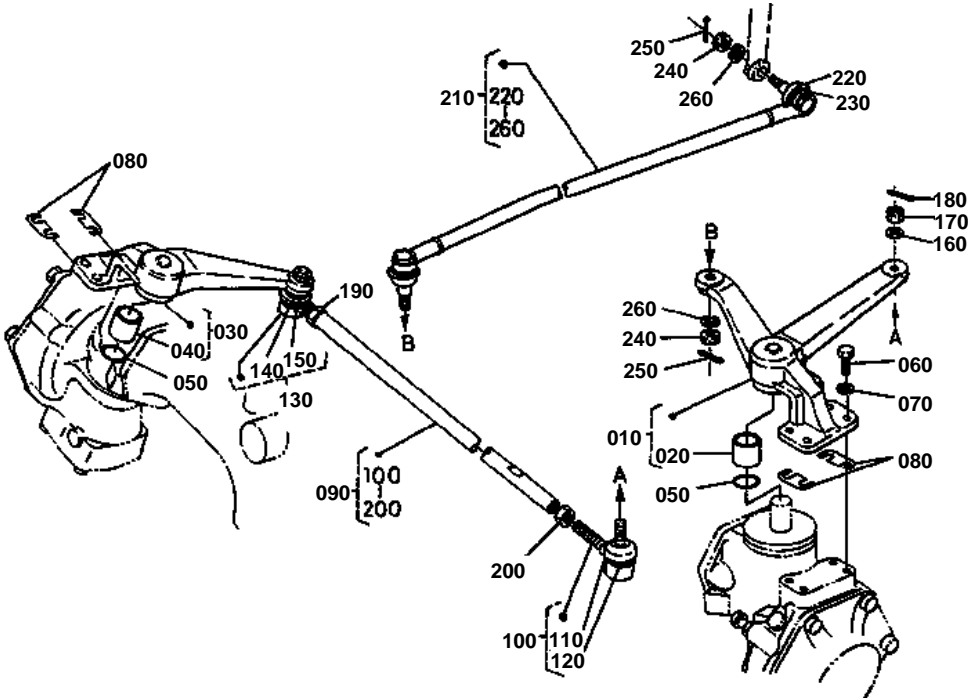


FRONT AXLE CASE

↔ Interchangeable; ≠ not interchangeable; ← new for old; → old for new

REF.No	Part No.	Description	Q'ty	S.No.	I/C	REMARKS	Weight (kgf)	Weight (lb)
010	67121-56310	CASE FRONT AXLE LH	1				4.5	9.9
020	67121-56320	CASE FRONT AXLE RH	1				0	0
030	06331-35010	PLUG	2				0.012	0.0264
040	04717-01000	WASHER SEAL	2				0.001	0.0022
050	06331-35012	PLUG	2				0.022	0.0484
060	04717-01200	WASHER SEAL	2				0.002	0.0044
070	66591-56440	BOLT	2				0.02	0.044
080	02112-50100	NUT	2				0.004	0.0088
090	67121-56330	COVER BEVEL	2				0.64	1.408
100	67121-56340	SHIM	4				0.004	0.0088
100	67121-56350	SHIM	4				0	0
100	67121-56360	SHIM	4				0.001	0.0022
110	04811-50750	O RING	2				0.002	0.0044
120	01123-50825	BOLT	8				0.013	0.0286
130	66204-56370	COVER FRONT SHAFT	2				2	4.4
140	67121-56380	GASKET	2				0	0
150	01153-51028	BOLT	12				0.02	0.044
160	04512-50100	WASHER SPRING	12				0	0

KNUCKLE ARM





KNUCKLE ARM

↔ Interchangeable; ≠ not interchangeable; ← new for old; → old for new

REF.No	Part No.	Description	Q'ty	S.No.	I/C	REMARKS	Weight (kgf)	Weight (lb)
010	67401-56400	ASSY ARM KNUCKLE LH	1				2.2	4.84
020	67121-56440	BUSH	1				0.02	0.044
030	67401-56500	ASSY ARM KNUCKLE	1				1.69	3.718
040	67121-56440	BUSH	1				0.02	0.044
050	04811-00250	O RING	2				0.001	0.0022
060	01153-51028	BOLT	8				0.02	0.044
070	04512-50100	WASHER SPRING	8				0	0
080	67121-56450	SHIM KNUCKLE ARM 3	4				0.002	0.0044
080	67121-56460	SHIM KNUCKLE ARM 3	4				0.001	0.0022
080	67121-56470	SHIM KNUCKLE ARM 3	4				0.001	0.0022
090	67211-56500	ASSY ROD TIE	1				1.2	2.64
100	67121-56520	END TIE ROD LH	1				0.24	0.528
110	67121-56560	COVER DUST	1				0.008	0.0176
120	67121-56570	CLIP	1				0.003	0.0066
130	67121-56530	END TIE ROD RH	1				0.23	0.506
140	67121-56560	COVER DUST	1				0.008	0.0176
150	67121-56570	CLIP	1				0.003	0.0066
160	04512-50100	WASHER SPRING	2				0	0
170	66591-56780	NUT	2				0.01	0.022
180	05511-52520	PIN SPLIT	2				0.001	0.0022
190	02172-50120	NUT	1				0.01	0.022
200	67121-56540	NUT	1				0.007	0.0154
210	67061-56900	COMP.LINK DRAG	1				0	0
220	67121-56560	COVER DUST	2				0.008	0.0176
230	67121-56570	CLIP	2				0.003	0.0066
240	66591-56780	NUT	2				0.01	0.022
250	05511-52528	PIN SPLIT	2				0.001	0.0022
260	04512-50100	WASHER SPRING	2				0	0

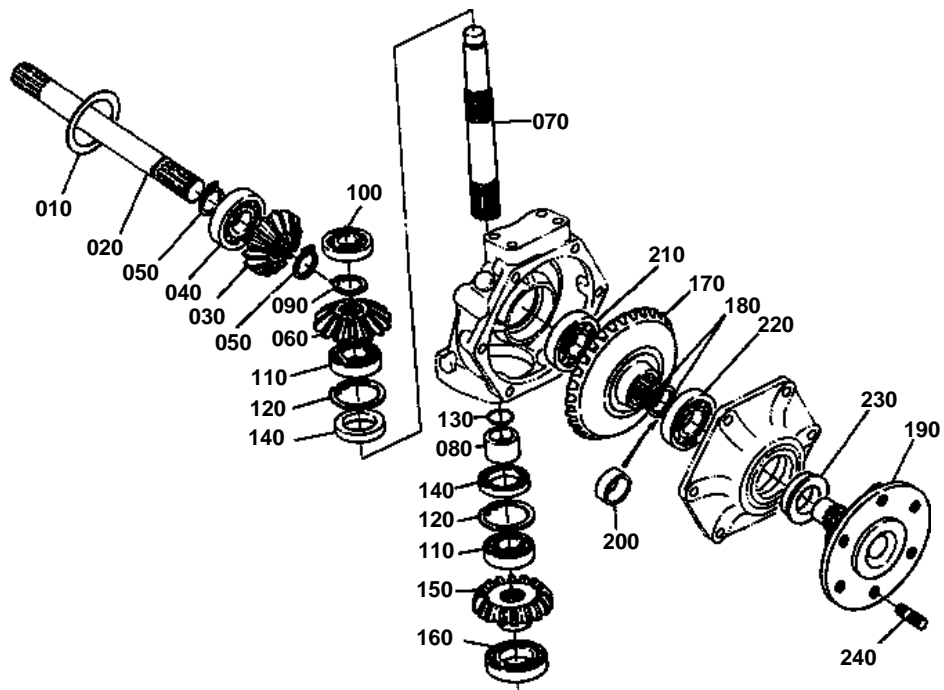


FRONT DIFFERENTIAL

↔ Interchangeable; ≠ not interchangeable; ← new for old; → old for new

REF.No	Part No.	Description	Q'ty	S.No.	I/C	REMARKS	Weight (kgf)	Weight (lb)
010	67061-82900	ASSY PINION FRONT	1				4.9	10.78
020	67321-56612	CASE FRONT DIFF	1				0.61	1.342
030	67061-82800	ASSY GEAR BEVEL	1				2.39	5.258
040	66611-14950	BUSH	1				0.032	0.0704
050	67711-14912	SHAFT DIFF PINION	1				0.14	0.308
060	67711-14920	PINION DIFF.	2				0.11	0.242
070	67311-14980	COLLAR PINION THRUST	2				0.002	0.0044
080	67211-15150	GEAR DIFF.SIDE	2				0.158	0.3476
090	67211-15160	SHIM	2				0.01	0.022
090	67211-15170	SHIM	2				0.008	0.0176
090	67211-15180	SHIM	2				0.01	0.022
100	66591-14792	PIN KNOCK	1				0.003	0.0066
110	66591-14783	PIN STRAIGHT	1				0.01	0.022
120	67810-56680	BOLT UBS	6				0.013	0.0286
130	08101-06009	BEARING BALL	2				0.22	0.484
140	08711-30305	BEARING TAPER-ROLLER	1				0.266	0.5852
150	08711-32005	BEARING TAPER-ROLLER	1				0.115	0.253
160	67061-56630	SPACER	1				2.1	4.62
170	04811-50550	O RING	1				0.002	0.0044
180	67401-56640	SHIM	2				0.007	0.0154
180	67401-56650	SHIM	2				0.005	0.011
180	67401-56660	SHIM	2				0.004	0.0088
190	01123-50828	BOLT	3				0.014	0.0308
200	66591-56420	BUSH	1				0.021	0.0462
210	67211-14952	SEAL OIL	1				0.015	0.033
220	31220-22340	NUT	1				0.033	0.0726

BEVEL GEAR

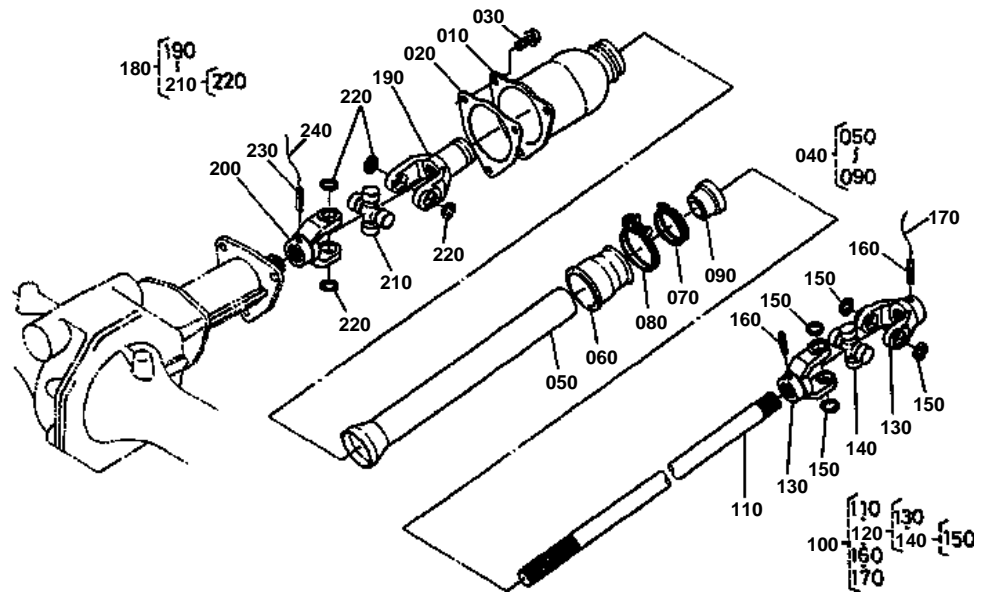


**BEVEL GEAR**

↔ Interchangeable; ≠ not interchangeable; ← new for old; → old for new

REF.No	Part No.	Description	Q'ty	S.No.	I/C	REMARKS	Weight (kgf)	Weight (lb)
010	66591-14980	SHIM DIFF SIDE	2				0.005	0.011
010	66591-14990	SHIM DIFF SIDE	2				0.002	0.0044
010	67121-56630	SHIM DIFF SIDE	2				0.005	0.011
020	67121-56640	SHAFT	2				0.98	2.156
030	67121-56650	GEAR BEVEL	2				0.38	0.836
040	08101-06305	BEARING BALL	2				0.23	0.506
050	04612-00250	CIR-CLIP EXTERNAL	4				0.002	0.0044
060	67121-56710	GEAR BEVEL	2				0.35	0.77
070	67121-56720	SHAFT BEVEL GEAR	2				0.73	1.606
080	67121-56730	COLLAR SUPPORT	2				0.075	0.165
090	04612-00250	CIR-CLIP EXTERNAL	2				0.002	0.0044
100	08101-06303	BEARING BALL	2				0.112	0.2464
110	67121-56760	BEARING BALL	4				0	0
120	04611-00520	CIR-CLIP INTERNAL	4				0.009	0.0198
130	04811-10250	O RING	2				0.001	0.0022
140	67121-56740	SEAL OIL	4				0.016	0.0352
150	67221-56750	GEAR BEVEL	2				0.58	1.276
160	08101-06007	BEARING BALL	2				0.16	0.352
170	67121-56810	GEAR BEVEL	2				2	4.4
180	67121-56820	COLLAR SET	4				0	0
190	67401-56830	HUB FRONT WHEEL	2				1.66	3.652
200	66204-56840	COLLAR	2				0.02	0.044
210	08101-06305	BEARING BALL	2				0.23	0.506
220	08101-06206	BEARING BALL	2				0.196	0.4312
230	63733-17150	SEAL OIL	2				0.04	0.088
240	66758-56970	BOLT	12				0.03	0.066

DRIVE SHAFT



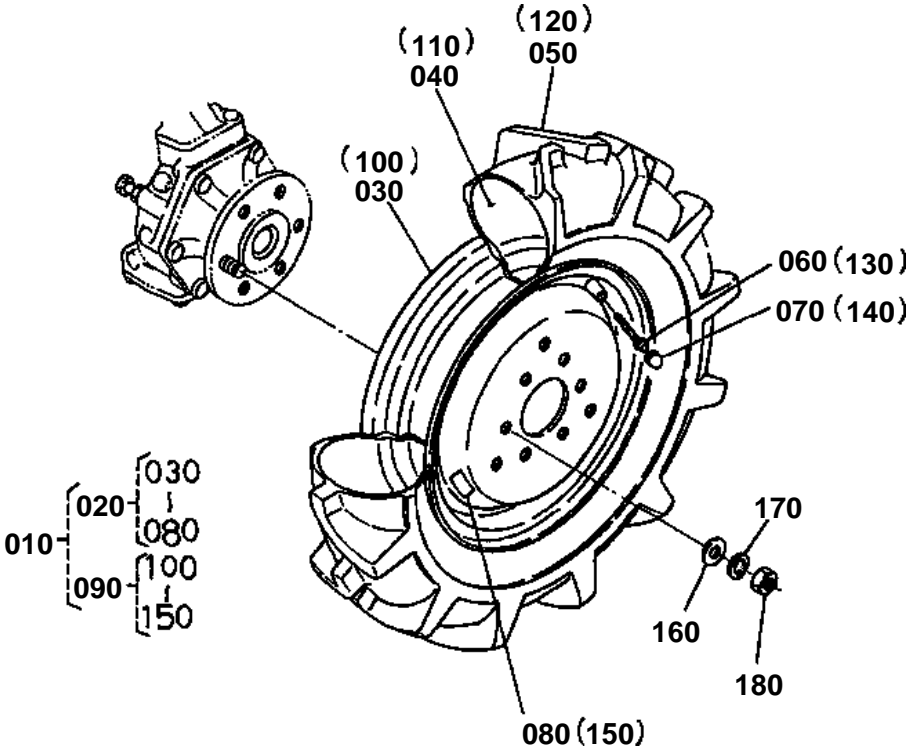


DRIVE SHAFT

↔ Interchangeable; ≠ not interchangeable; ← new for old; → old for new

REF.No	Part No.	Description	Q'ty	S.No.	I/C	REMARKS	Weight (kgf)	Weight (lb)
010	67221-57110	CASE JOINT	1				0.56	1.232
020	66591-57220	GASKET	1				0	0
030	01123-50822	BOLT	3				0.012	0.0264
040	67221-57100	ASSY PIPE	1				0	0
050	66591-57164	PIPE	1				0.429	0.9438
060	66591-57170	PIPE	1				0.046	0.1012
070	15108-72870	BAND	1				0.027	0.0594
080	66591-57190	BAND	1				0.029	0.0638
090	67121-57150	SEAL OIL	1				0.018	0.0396
100	67061-57200	ASSY SHAFT DEIVER	1				1.85	4.07
110	67061-57210	SHAFT DRIVE	1				1.2	2.64
120	67121-57230	ASSY JOINT REAR	1				0.7	1.54
130	66591-56410	JOINT	2				0.252	0.5544
140	66591-56320	ASSY JOINT UNIVERSAL	1				0.185	0.407
150	04611-00200	CIR-CLIP INTERNAL	4				0.001	0.0022
160	05411-00628	PIN SPRING	2				0.004	0.0088
170	99999-99999	BLANK	2			OBTAINED LOCALLY	0	0
180	67121-57250	ASSY JOINT FRONT	1				0.77	1.694
190	66591-56340	JOINT	1				0.338	0.7436
200	66591-56410	JOINT	1				0.252	0.5544
210	66591-56320	ASSY JOINT UNIVERSAL	1				0.185	0.407
220	04611-00200	CIR-CLIP INTERNAL	4				0.001	0.0022
230	05411-00628	PIN SPRING	1				0.004	0.0088
240	99999-99999	BLANK	1			OBTAINED LOCALLY	0	0

FRONT WHEEL (6-12)

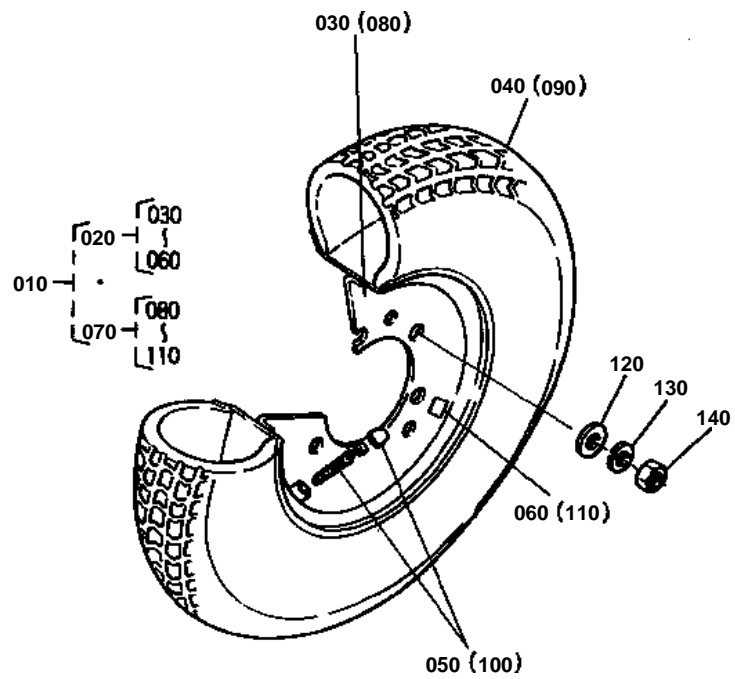


**FRONT WHEEL (6-12)**

↔ Interchangeable; ≠ not interchangeable; ← new for old; → old for new

REF.No	Part No.	Description	Q'ty	S.No.	I/C	REMARKS	Weight (kgf)	Weight (lb)
010	67830-57400	ASSY FRONT WHEEL	1				29	63.8
020	67830-57410	ASSY TIRE LH	1				14	30.8
030	67810-57420	WHEEL	1				6.2	13.64
040	93016-01120	TUBE	1				0.7	1.54
050	67521-57430	TIRE	1				7.2	15.84
060	32150-27700	ASSY VALVE	1				0.001	0.0022
070	32270-11650	VALVE	1				0.002	0.0044
080	67830-57420	LABEL LH	1				0.001	0.0022
090	67830-57440	ASSY TIRE RH	1				14	30.8
100	67810-57420	WHEEL	1				6.2	13.64
110	93016-01120	TUBE	1				0.7	1.54
120	67521-57430	TIRE	1				7.2	15.84
130	32150-27700	ASSY VALVE	1				0.001	0.0022
140	32150-27740	CAP VALVE	1				0.003	0.0066
150	67830-57430	LABEL LH	2				0.001	0.0022
160	04013-50120	WASHER PLAIN	12				0	0
170	04512-50120	WASHER SPRING	12				0	0
180	02174-50120	NUT	12				0.01	0.022

FRONT WHEEL (20.5-8.00 X 10)

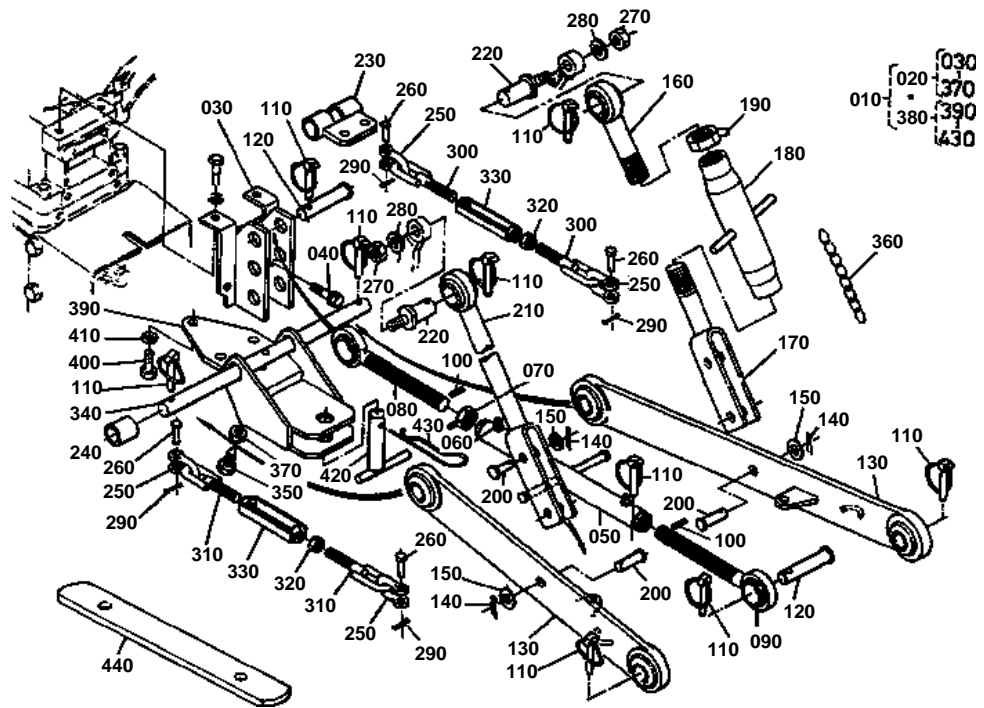


**FRONT WHEEL (20.5-8.00 X 10)**

↔ Interchangeable; ≠ not interchangeable; ← new for old; → old for new

REF.No	Part No.	Description	Q'ty	S.No.	I/C	REMARKS	Weight (kgf)	Weight (lb)
010	96018-40410	ASSY REAR WHEEL	1				22.2	48.84
020	96018-44010	ASSY REAR WHEEL LH	1				11.2	24.64
030	96018-44110	WHEEL	1				4.6	10.12
040	96018-41130	TIRE	1				6.6	14.52
050	34159-11850	VALVE TIRE	1				0.013	0.0286
060	96018-44120	LABEL LH	2				0.001	0.0022
070	96018-44100	ASSY REAR WHEEL RH	2				14	30.8
080	96018-44110	WHEEL	2				4.6	10.12
090	96018-41130	TIRE	2				6.6	14.52
100	34159-11850	VALVE TIRE	2				0.013	0.0286
110	96018-44130	LABEL RH	2				0.001	0.0022
120	04013-50120	WASHER PLAIN	12				0	0
130	04512-50120	WASHER SPRING	12				0	0
140	02174-50120	NUT	12				0.01	0.022

3-POINT LINKAGE



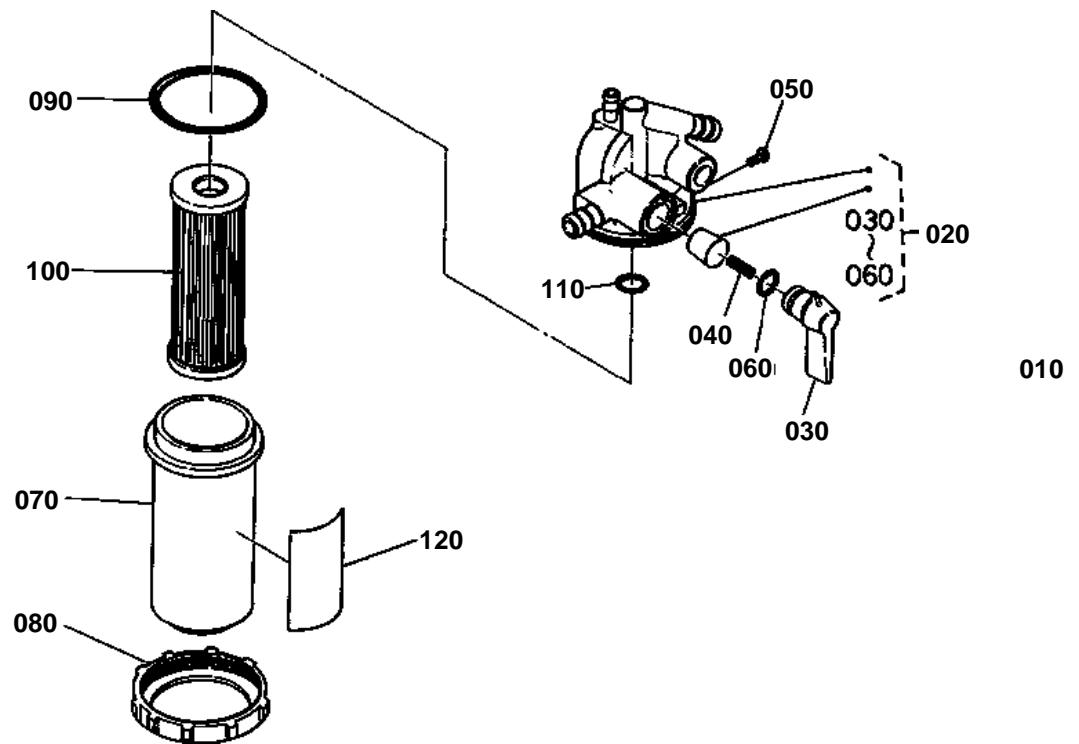


3-POINT LINKAGE

↔ Interchangeable; ≠ not interchangeable; ← new for old; → old for new

REF.No	Part No.	Description	Q'ty	S.No.	I/C	REMARKS	Weight (kgf)	Weight (lb)
010	67401-65100	ASSY 3-POINT LINKAGE	1				26	57.2
020	67401-65200	ASSY ROD	1				23.7	52.14
030	96316-06110	BRACKET TOP LINK	1				1.22	2.684
040	01123-51230	BOLT	2				0.04	0.088
050	66706-65332	LINK TOP	1				1	2.2
060	67211-42940	NIPPLE GREESE	2				0.001	0.0022
070	66706-65340	NUT TOP LINK	1				0.05	0.11
080	66706-65352	JOINT TOP LINK LH	1				0.73	1.606
090	66706-65362	JOINT TOP LINK RH	1				0.77	1.694
100	05411-00422	PIN SPRING	2				0.001	0.0022
110	34150-37640	PIN	9				0.06	0.132
120	31150-71360	PIN JOINT	2				0.166	0.3652
130	67401-65210	COMP.LINK LOWER	2				0	0
140	05511-50425	PIN SPLIT	3				0.003	0.0066
150	04013-50120	WASHER PLAIN	3				0	0
160	67401-65230	ROD LIFT UPPER RH	1				0.53	1.166
170	67401-65240	ROD LIFT LOWER LH	1				0.5	1.1
180	67401-65250	ROD LIFT MIDDLE	1				0.44	0.968
190	02172-50180	NUT	1				0.021	0.0462
200	05122-51240	PIN JOINT	3				0.039	0.0858
210	67401-65270	ROD LIFT LH	1				1.34	2.948
220	96316-18250	PIN LINK	2				0	0
230	67401-65290	BRACKET CHECK CHAIN	1				0.63	1.386
240	66204-65350	SPACER	2				0.12	0.264
250	67401-65370	JOINT CHAIN	4				0.1	0.22
260	66706-65380	PIN SET	4				0.021	0.0462
270	02174-50120	NUT	2				0.01	0.022
280	04512-50120	WASHER SPRING	2				0	0
290	05511-50318	PIN SPLIT	4				0.001	0.0022
300	66706-65310	BOLT TURNBUCKLE RH	2				0.153	0.3366
310	66706-65320	BOLT TURNBUCKLE LH	2				0.153	0.3366
320	02112-50120	NUT	2				0.007	0.0154
330	96316-05580	TURNBUCKLE	2				0.14	0.308
340	66704-86110	PIN LOWER LINK	1				1.19	2.618
350	66204-65120	BOLT	1				0.055	0.121
360	66616-34550	CHAIN	1				0.66	1.452
370	02174-50140	NUT	1				0.014	0.0308
380	66204-65500	ASSY HITCH	1				0	0
390	66204-65600	COMP.HITCH	1				0	0
400	01153-51235	BOLT	3				0.039	0.0858
410	04512-50120	WASHER SPRING	3				0	0
420	66204-65610	PIN HITCH	1				0	0
430	31150-29730	PIN SPRING	1				0.044	0.0968
440	66204-86510	DRAWBAR	1				3.06	6.732

FUEL FILTER



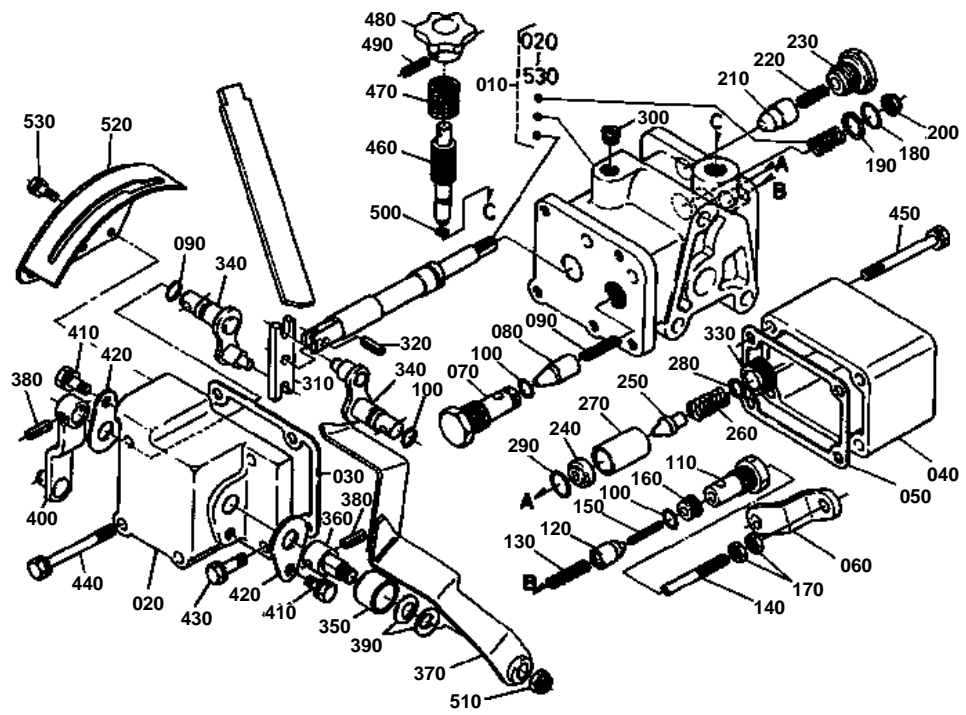


FUEL FILTER

↔ Interchangeable; ≠ not interchangeable; ← new for old; → old for new

REF.No	Part No.	Description	Q'ty	S.No.	I/C	REMARKS	Weight (kgf)	Weight (lb)
010	15751-43010	ASSY FILTER FUEL	1				0.41	0.902
020	15531-43110	COMP.BODY COCK	1				0.255	0.561
030	14301-43522	LEVER COCK	1				0.024	0.0528
040	14301-43820	SPRING VALVE	1				0.001	0.0022
050	14301-43830	SCREW	1				0.001	0.0022
060	14301-43840	O RING LEVER	1				0.001	0.0022
070	15000-34830	CUP FILTER	1				0	0
080	14301-43590	RING RETAINING	1				0.054	0.1188
090	14301-43650	O RING FILTER	1				0.001	0.0022
100	15231-43560	ASSY ELEMENT	1				0.03	0.066
110	04811-00100	O RING FILTER	1				0.001	0.0022
120	66706-58310	LABEL FUEL FILTER	1				0.001	0.0022

CONTROL VALVE





CONTROL VALVE

↔ Interchangeable; ≠ not interchangeable; ← new for old; → old for new

REF.No	Part No.	Description	Q'ty	S.No.	I/C	REMARKS	Weight (kgf)	Weight (lb)
010	67061-36200	ASSY VALVE CONTROL	1				0	0
020	67401-03620	COVER VALVE	1				0.98	2.156
030	67401-03630	GASKET	1				0	0
040	67401-03640	COVER RELIEF	1				0.226	0.4972
050	67401-03650	GASKET	1				0	0
060	67401-03670	PLATE JOINT	1				0.044	0.0968
070	67531-38450	PLUG	1				0.05	0.11
080	67531-38430	POPPET	1				0.015	0.033
090	67531-38440	SPRING	1				0.001	0.0022
100	04810-00090	O RING	4				0.001	0.0022
110	67401-03680	PLUG	1				0.03	0.066
120	31351-39220	POPPET	1				0.02	0.044
130	31351-39230	SPRING	1				0.008	0.0176
140	67531-38350	RETAINER ROD	1				0.01	0.022
150	05411-00328	PIN SPRING	1				0.001	0.0022
160	31351-39280	VALVE SEAT CHECK	1				0.01	0.022
170	02014-50060	NUT	2				0.003	0.0066
180	67401-03690	RING	1				0.001	0.0022
190	67401-03710	HOLDER SPRING	1				0.001	0.0022
200	67531-38310	U-NUT	1				0.004	0.0088
210	31351-39150	POPPET	1				0.02	0.044
220	67531-38470	SPRING	1				0.001	0.0022
230	31351-39140	PLUG	1				0.05	0.11
240	67111-37320	SEAT VALVE	1				0.01	0.022
250	67111-37330	POPPET	1				0.008	0.0176
260	67111-37370	SPRING RELIEF	1				0.01	0.022
270	67111-37340	COLLAR	1				0.021	0.0462
280	67111-37530	SHIM ADJUSTING	1				0.001	0.0022
280	67111-37580	SHIM ADJUSTING	1				0.001	0.0022
290	04811-00120	O RING	1				0.001	0.0022
300	67810-38382	PLUG	2				0.003	0.0066
310	67401-03720	LEVER SPOOL DRIVE	1				0.02	0.044
320	05411-00616	PIN SPRING	1				0.002	0.0044
330	67111-37350	SCREW	1				0.02	0.044
340	67401-03730	SHAFT CONTROL LEVER	2				0.05	0.11
350	67401-03740	COLLAR	1				0.02	0.044
360	67401-03750	SHAFT CONTROL ARM	1				0.02	0.044
370	67061-03760	LEVER CONTROL	1				0.31	0.682
380	05411-00516	PIN SPRING	2				0.002	0.0044
390	67531-38630	WASHER SPRING	2				0.002	0.0044
400	67401-03770	ARM FEED BACK	1				0.05	0.11
410	01202-50610	BOLT	2				0.004	0.0088
420	67531-38612	STOPPER	2				0.012	0.0264
430	01202-50620	BOLT	2				0.007	0.0154
440	01202-50655	BOLT	3				0	0
450	01202-50660	BOLT	4				0	0
460	67401-03780	BOLT ADJUSTING	1				0.04	0.088
470	67401-03790	SPRING SET	1				0.003	0.0066
480	67061-36210	KNOB	1				0.03	0.066
490	05411-00418	PIN SPRING	1				0.001	0.0022
500	04811-00060	O RING	1				0.001	0.0022
510	67401-03810	U-NUT	1				0.002	0.0044
520	67401-36253	GUIDE LEVER	1				0.2	0.44
530	01123-50816	BOLT	2				0.011	0.0242

IMAGE NOT AVAILABLE



ACCESSORIES AND SERVICE PARTS

↔ Interchangeable; ≠ not interchangeable; ← new for old; → old for new

REF.No	Part No.	Description	Q'ty	S.No.	I/C	REMARKS	Weight (kgf)	Weight (lb)
010	10261-95320	INHIBITOR FUR	1				0.05	0.11
020	15241-86610	WRENCH FILTER	1				0.133	0.2926
030	67061-62910	MANUAL INSTRUCTION	1				0	0
040	67401-62930	ASSY SPACER CLUTCH	1				0.03	0.066
050	67401-62950	LABEL CLUTCH SPACER	1				0.002	0.0044
060	67211-62940	PIECE DISTANCE	1				0.08	0.176
070	67111-55190	RING FUSIBLE	1				0.005	0.011
080	67800-55750	ASSY FUSE SPARE	1				0.005	0.011
090	54611-41720	FUSE	1				0.001	0.0022
100	54711-41220	FUSE	1				0.001	0.0022
110	66704-81700	KIT NUT TAPER	1				0	0
120	35340-11390	NUT TAPER	12				0.03	0.066