

# Instructions for Parts Books

The heading at the top of the page will be the same for the picture of the parts as it is for the page with the part numbers.

Definition of column headings on part number pages:

**REF.No** → The number referring to the part on the picture page of the parts book.

**Part No.** → The number assigned to this part at the time of printing the parts book.

**Description** → Description of part.

**Q'ty** → Quantity of part used on that page.

**S.No.** → Serial number range of the equipment that this part will fit.

>= Your serial number should be greater than or equal to the number shown.

<= Your serial number should be lesser than or equal to the serial number shown.

**I/C** → Interchangeability of part shown.

↔ The part shown will work for the older and later serial number.

# The part shown is not interchangeable with the other serial number.

← new for old

→ old for new

**Remarks** → Notes about this particular part. Sometimes this may say except [FR] or [CA]

## Note about Country Codes:

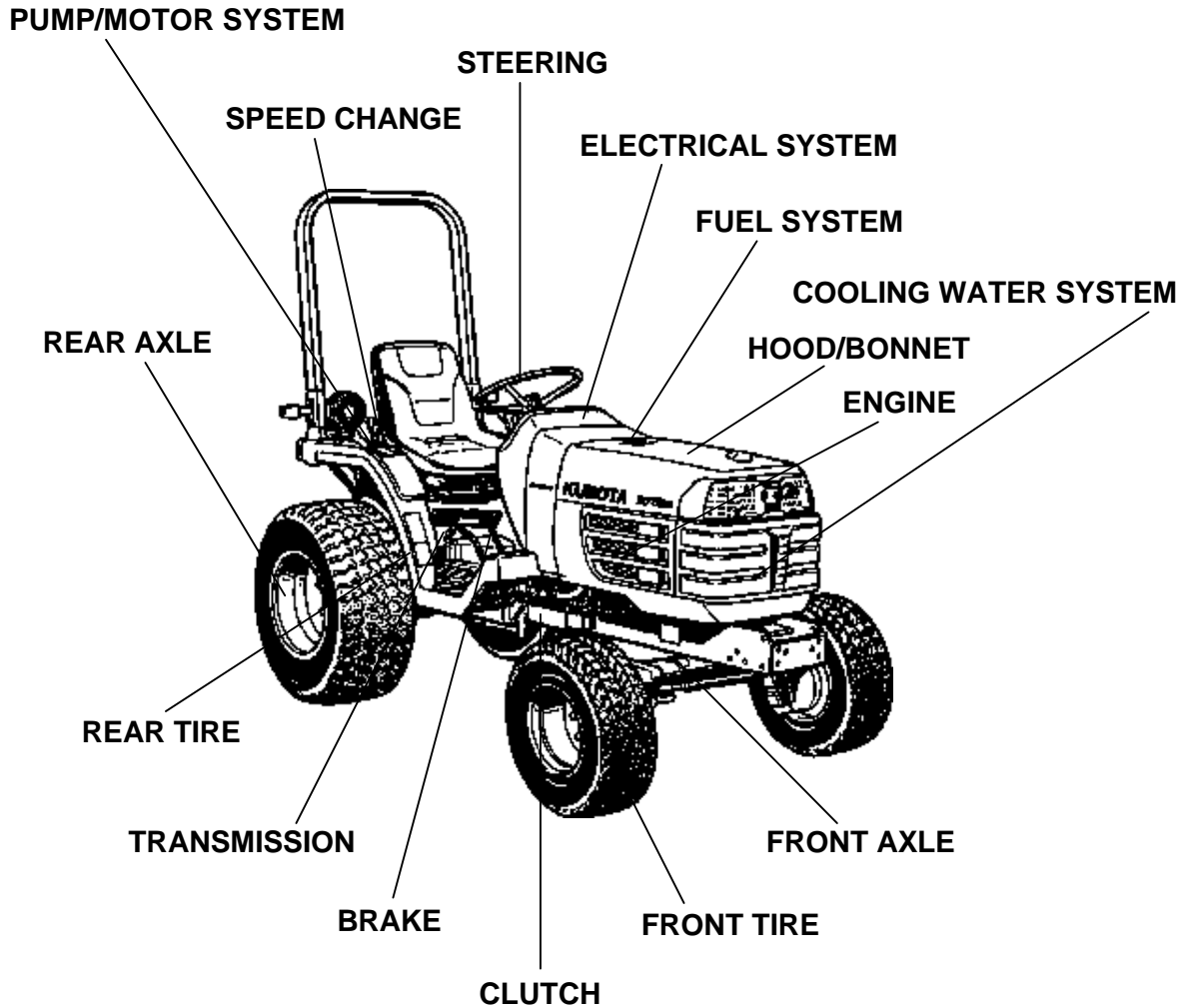
The parts books we use in the United States of America may also contain information about a part that would be different in another country. It is important that you are aware of the country codes in some instances.

Symbol	Country
A	United States of America
CA	Canada
FR	France
GR	Greece
PO	Portugal
AU	Australia

If the remarks column says for example EXCEPT [FR] this part works in all countries except France. That means it will work here in the USA.

ALL PRODUCT INDEX  
B7510HSD

---



TOP LINK/TOP LINK BRACKET/PTO PROTECTOR

LABELS

ACCESSORIES AND SERVICE PARTS

OPTION

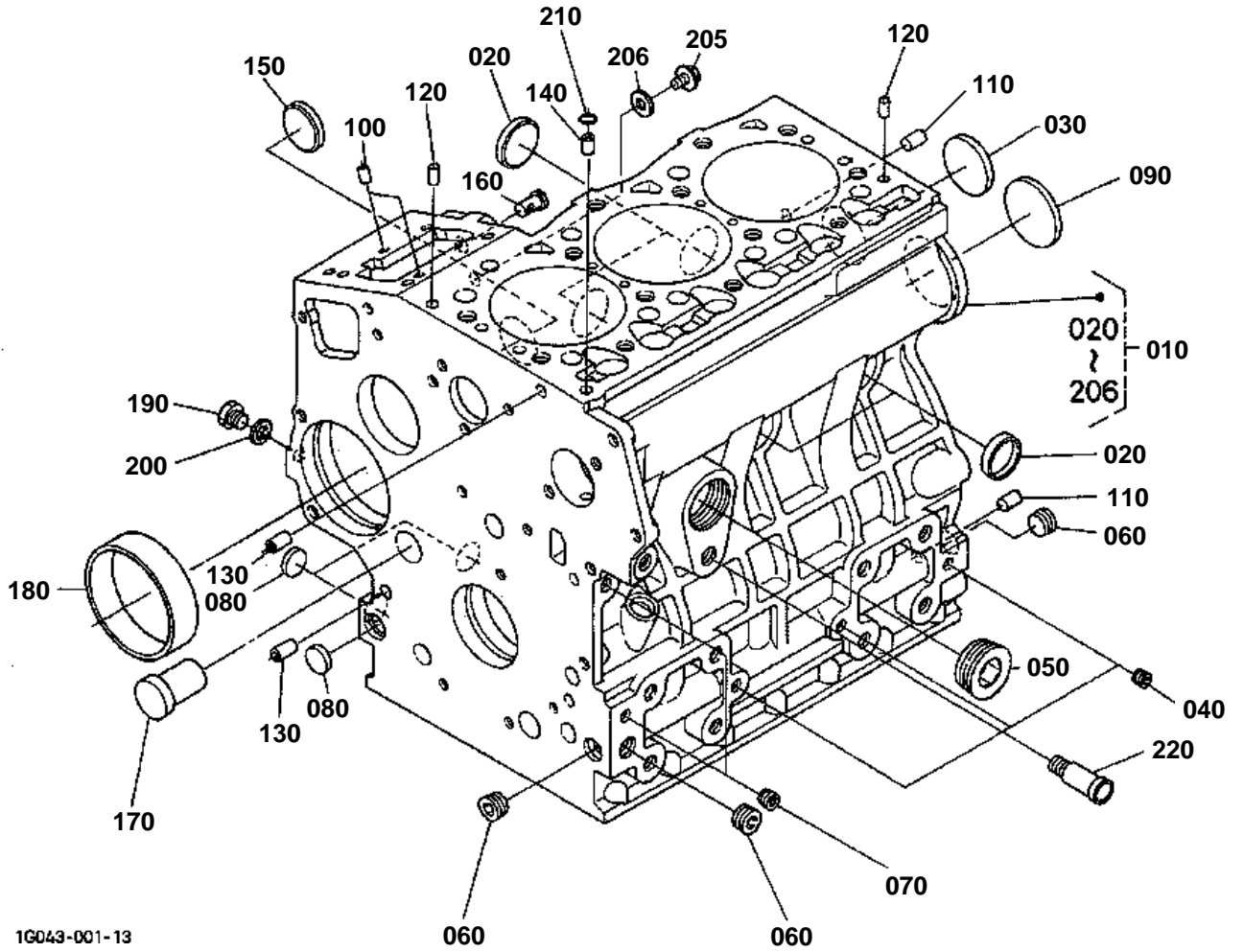
Item	Part No.	Description	Book	
ENGINE	010001	CRANKCASE	100K0780	
	010002	OIL PAN	100K0780	
	010003	CYLINDER HEAD	100K0780	
	010004	GEAR CASE	100K0780	
	010005	HEAD COVER	100K0780	
	010006	OIL FILTER	100K0780	
	010007	DIPSTICK AND GUIDE	100K0780	
	010100	MAIN BEARING CASE	100K0780	
	010101	CAMSHAFT AND IDLE GEAR SHAFT	100K0780	
	010102	PISTON AND CRANKSHAFT	100K0780	
	010103	FLYWHEEL	100K0780	
	010105	FUEL CAMSHAFT AND GOVERNOR SHAFT	100K0780	
	010200	IDLE APPARATUS	100K0780	
	010202	INJECTION PUMP	100K0780	
	010204	GOVERNOR	100K0780	
	01020401	GOVERNOR	100K0780	
	010205	SPEED CONTROL PLATE	100K0780	
	010206	NOZZLE HOLDER AND GLOW PLUG	100K0780	
	010207	NOZZLE HOLDER [COMPONENT PARTS]	100K0780	
	010301	FUEL PUMP(MECHANICAL)	100K0780	
	010500	WATER FLANGE AND THERMOSTAT	100K0780	
	010501	WATER PUMP	100K0780	
	010600	VALVE AND ROCKER ARM	100K0780	
	010601	INLET MANIFOLD	100K0780	
	010602	EXHAUST MANIFOLD	100K0780	
	020603	AIR CLEANER	100K0780	
	020605	MUFFLER	100K0780	
	010900	UPPER GASKET KIT [OPTION]	100K0780	
	010901	LOWER GASKET KIT [OPTION]	100K0780	
	02A00102	ACCELERATOR LEVER	100K0780	
	FUEL SYSTEM	02A101	FUEL TANK	100K0780
		02A110	FUEL PIPE	100K0780
		02A130	FUEL FILTER [COMPONENT PARTS]	100K0780
		COOLING WATER SYSTEM	02A401	FAN
	02A410		WATER PIPE	100K0780
	02A42001		RADIATOR [A] [CA]	100K0780
	02A42002		RADIATOR [EXCEPT [A] [CA]]	100K0780
	02A430		RESERVE TANK	100K0780
	ELECTRICAL SYSTEM	02A51001	STOP SOLENOID	100K0780
		01A521	DYNAMO	100K0780
		01A523	DYNAMO [COMPONENT PARTS]	100K0780
		02A525	STARTER	100K0780
		02A530	STARTER [COMPONENT PARTS]	100K0780
		02A535	BATTERY	100K0780
		02B10102	SWITCH	100K0780
		02B11501	PANEL BOARD	100K0780
		02B120	PANEL BOARD [COMPONENT PARTS]	100K0780
02B301		HEAD RIGHT	100K0780	
02B302		HAZARD LIGHT	100K0780	
02B30401		TAIL LIGHT	100K0780	
02B310		WINKER LAMP	100K0780	
02B50102		ELECTRICAL WIRING	100K0780	
02B50103	ELECTRICAL WIRING [A] [CA]	100K0780		
02B50104	ELECTRICAL WIRING [AU] [NZ]	100K0780		

Item	Part No.	Description	Book
CLUTCH	01C101	CLUTCH	100K0780
	02C110	CLUTCH ROD	100K0780
TRANSMISSION	02C301	CLUTCH PEDAL	100K0780
	02C401	CLUTCH HOUSING	100K0780
	02C41502	CENTER FRAME	100K0780
	02C42002	TRANSMISSION CASE	100K0780
	02C425	DIFFERENTIAL GEAR CASE	100K0780
	02C427	REAR AXLE CASE	100K0780
	02D001	CLUTCH SHAFT	100K0780
	02D00502	PROPELLER SHAFT	100K0780
	02D010	HST	100K0780
	02D01501	HST [COMPONENT PARTS]	100K0780
	02D01502	HST [COMPONENT PARTS]	100K0780
	02D01503	HST [COMPONENT PARTS]	100K0780
	02D10302	FRONT SHAFT	100K0780
	02D13502	PTO SHAFT	100K0780
	02D13702	MID PTO	100K0780
	02D140	REAR DIFFERENTIAL	100K0780
	02D14302	FRONT WHEEL PROPELLER SHAFT	100K0780
	02D14902	2ND SHAFT	100K0780
	02D15202	3RD SHAFT	100K0780
	02D15502	4TH SHAFT	100K0780
SPEED CHANGE	02D21702	RANGE GEAR SHIFT FORK	100K0780
	02D22002	PTO GEAR SHIFT FORK	100K0780
REAR AXLE BRAKE	02D225	DIFFERENTIAL LOCK SHIFT FORK	100K0780
	02D30101	REAR AXLE	100K0780
BRAKE	02E00102	BRAKE	100K0780
	02E00502	BRAKE ROD	100K0780
SPEED CHANGE	02E01503	PARKING BRAKE LEVER [EXCEPT [AU] [NZ]]	100K0780
	02E01504	PARKING BRAKE LEVER [AU] [NZ]	100K0780
SPEED CHANGE	02F030	SPEED SET LEVER	100K0780
	02F107	NEUTRAL HOLDER LINK	100K0780
PUMP/MOTOR SYSTEM BRAKE	02F108	SPEED CONTROL PEDAL	100K0780
	02F11001	RANGE GEAR SHIFT LEVER	100K0780
REAR AXLE FRONT AXLE	02F113	FRONT WHEEL DRIVE LEVER	100K0780
	02F12501	PTO GEAR SHIFT LEVER	100K0780
BRAKE	02F14301	HYDRAULIC CONTROL LEVER	100K0780
	02F20101	BRAKE PEDAL	100K0780
FRONT AXLE	02F20502	DIFFERENTIAL LOCK PEDAL	100K0780
	02G10102	FRONT AXLE FRAME	100K0780
STEERING	02G10501	FRONT AXLE CASE	100K0780
	02G11501	FRONT DIFFERENTIAL	100K0780
STEERING	02G120	DIFFERENTIAL GEAR SHAFT	100K0780
	02G123	BEVEL GEAR CASE	100K0780
STEERING	02G125	FRONT AXLE CASE	100K0780
	02G130	FRONT AXLE	100K0780
STEERING	02G13502	FRONT DRIVE SHAFT	100K0780
	02H00101	KNUCKLE ARM	100K0780
STEERING	02H003	DRAG LINK	100K0780
	02H00501	TIE ROD	100K0780
STEERING	02H101	STEERING HANDLE	100K0780
	02H105	STEERING POST	100K0780
PUMP/MOTOR SYSTEM	02J101	HYDRAULIC PUMP(PS)	100K0780
	02J105	HYDRAULIC PUMP(PS) [COMPONENT PARTS]	100K0780
PUMP/MOTOR SYSTEM	01J120	HYDRAULIC PUMP	100K0780
	01J125	HYDRAULIC PUMP [COMPONENT PARTS]	100K0780

Item	Part No.	Description	Book	
PUMP/MOTOR SYSTEM	02J201	HYDRAULIC OIL LINE(SUCTION)	100K0780	
	02J21001	HYDRAULIC OIL LINE(DELIVERY)	100K0780	
	02J215	HYDRAULIC OIL LINE(STEERING)	100K0780	
	02J235	HYDRAULIC OIL LINE(HST)	100K0780	
	02J240	HYDRAULIC OIL LINE(OIL COOLER)	100K0780	
	02J24502	HYDRAULIC OIL LINE(F/M)	100K0780	
	02J30101	HYDRAULIC CYLINDER	100K0780	
	02J31001	HYDRAULIC PISTON/LIFT ARM	100K0780	
	02J33001	FEED BACK LEVER	100K0780	
	02J40501	CONTROL VALVE	100K0780	
TOP LINK/TOP LINK BRACKET/PTO PROTECTOR	02J41001	CONTROL VALVE [COMPONENT PARTS]	100K0780	
	02K10101	3-POINT LINKAGE 2(LIFT ROD)	100K0780	
	02K11501	LOWER LINK	100K0780	
	02K12001	3-POINT LINKAGE 1(TOP LINK)	100K0780	
	02K125	CHECK CHAIN	100K0780	
	02L105	DRAWBAR	100K0780	
	02L116	REAR HITCH	100K0780	
	02L12501	PTO PROTECTOR [A] [CA]	100K0780	
	02L12502	PTO PROTECTOR [AU] [NZ]	100K0780	
	HOOD/BONNET	02M101	FRONT GRILLE [A] [CA]	100K0780
02M10101		FRONT GRILLE [AU] [NZ]	100K0780	
02M105		BONNET	100K0780	
02M11301		PANEL COVER	100K0780	
02M120		SIDE COVER	100K0780	
02M13001		SHUTTER PLATE [A] [CA]	100K0780	
02M13002		SHUTTER PLATE [AU] [NZ]	100K0780	
02M20702		LEVER GUIDE	100K0780	
02M21001		FENDER [A] [CA]	100K0780	
02M21002		FENDER [AU] [NZ]	100K0780	
02M21201		FENDER STAY	100K0780	
02M215		FLOOR SEAT	100K0780	
02M21701		SEAT SUPPORT	100K0780	
02M225		STEP	100K0780	
02M30101		ROPS(RIGID TYPE) [EXCEPT [AU]]	100K0780	
02M30102		ROPS(FOLDABLE TYPE)	100K0780	
02M30103		ROPS [AU]	100K0780	
02M501		SMV EMBLEM	100K0780	
FRONT TIRE		02R10101	FRONT WHEEL(6-12) [A] [CA] [B7510DN [OPTION]]	100K0780
		02R10102	FRONT WHEEL(23*8.50-12) [A] [CA]	100K0780
	02R10103	FRONT WHEEL(21*8.00-10) [A] [CA]	100K0780	
	02R10104	FRONT WHEEL(23*8.50-12) [A] [CA]	100K0780	
	02R10105	FRONT WHEEL(6-12) [EXCEPT [A] [CA]]	100K0780	
	02R10106	FRONT WHEEL(22*8.50-12) [EXCEPT [A] [CA]]	100K0780	
	REAR TIRE	02R11001	REAR WHEEL(9.5-16) [A] [CA]	100K0780
		02R11002	REAR WHEEL(33*12.5-15) [A] [CA]	100K0780
02R11003		REAR WHEEL(31*15.5-15) [A] [CA]	100K0780	
02R11004		REAR WHEEL(12-16.5) [A] [CA]	100K0780	
02R11005		REAR WHEEL(9.5-16) [EXCEPT [A] [CA]]	100K0780	
02R11006		REAR WHEEL(31*13.5-15) [EXCEPT [A] [CA]]	100K0780	
LABELS	02S10105	LABEL [A] [CA] [ENGLISH]	100K0780	
	02S10106	LABEL [A] [CA] [FRENCH]	100K0780	
	02S10107	LABEL [AU]	100K0780	
	02S10108	LABEL [NZ]	100K0780	

Item	Part No.	Description	Book
<b>ACCESSORIES AND SERVICE PARTS</b>	<b>02T10501</b>	<b>ACCESSORIES AND SERVICE PARTS</b>	<b>100K0780</b>
<b>OPTION</b>	02U800	ALTERNATOR KIT [OPTION]	100K0780
	02U802	ALTERNATOR [COMPONENT PARTS] [OPTION]	100K0780
	02U80501	WARKING LIGHT KIT [OPTION]	100K0780
	02U831	HORN KIT [OPTION] [AU] [NZ]	100K0780
	02U832	BRAKE LAMP KIT [OPITON] [AU] [NZ]	100K0780

# CRANKCASE



1G043-001-13



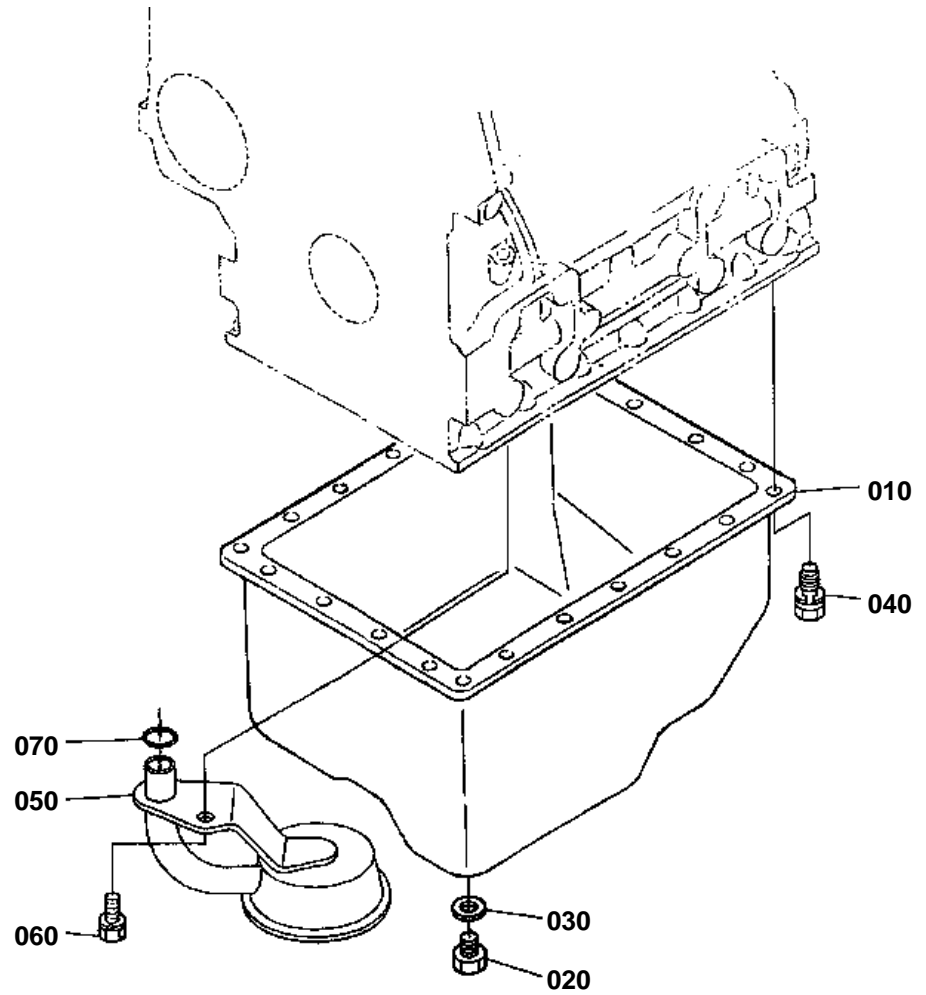
# CRANKCASE

↔ Interchangeable; ≠ not interchangeable; ← new for old; → old for new

REF.No	Part No.	Description	Q'ty	S.No.	I/C	REMARKS	Weight (kgf)	Weight (lb)
010	16612-01017	COMP.CRANKCASE	1				32.5	71.5
020	15451-96270	CAP SEALING	4				0.001	0.0022
030	15221-03490	CAP SEALING	1				0.02	0.044
040	15261-96010	PLUG	3				0.002	0.0044
050	16683-96020	PLUG	1				0.07	0.154
060	16241-96010	PLUG	3				0.007	0.0154
070	15521-96020	PLUG	2				0.003	0.0066
080	17391-96160	PLUG EXPANSION	3				0.003	0.0066
090	16271-96160	PLUG EXPANSION	1				0.025	0.055
100	05012-00508	PIN STRAIGHT	2				0.001	0.0022
110	16221-94530	PIN STRAIGHT	2				0.006	0.0132
110	05012-00814	PIN STRAIGHT	2		↔		0.006	0.0132
120	16221-94520	PIN STRAIGHT	2				0.005	0.011
130	15231-33960	PIN PIPE	2				0.001	0.0022
140	16241-33650	PIN PIPE	1				0.002	0.0044
150	16241-96262	PLUG FUEL CAMSHAFT	1				0.007	0.0154
160	16261-56280	PIN START SPRING	1				0.004	0.0088
170	16282-96010	PLUG	1				0.09	0.198
180	16271-55350	BUSH GOVERNOR GEAR	1				0.06	0.132
190	15221-33610	PLUG	1				0.009	0.0198
200	15021-33660	GASKET	1				0.001	0.0022
205	01754-50610	BOLT FLANGE	1				0.006	0.0132
206	15601-96650	GASKET	1				0.001	0.0022
210	15221-33700	O RING	1				0.001	0.0022
220	15321-73340	PIPE WATER RETURN	1				0.016	0.0352



# OIL PAN



1G043-002-11

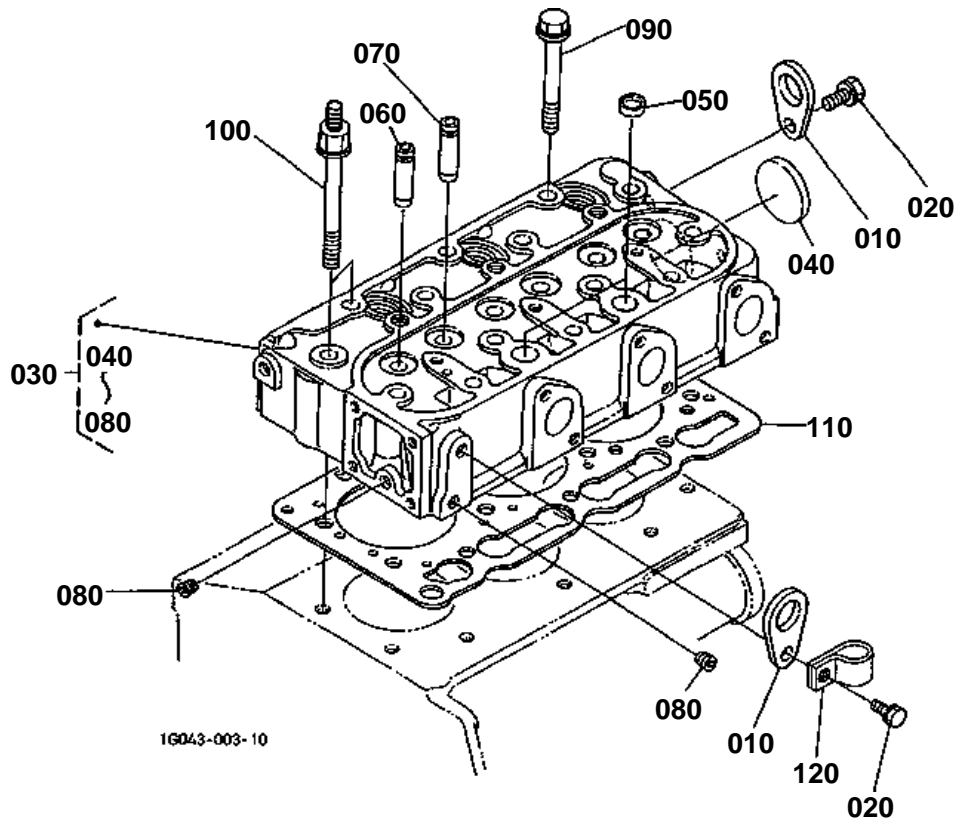


# OIL PAN

↔ Interchangeable; ≠ not interchangeable; ← new for old; → old for new

REF.No	Part No.	Description	Q'ty	S.No.	I/C	REMARKS	Weight (kgf)	Weight (lb)
010	6C040-58920	COMP.OIL PAN	1				1.2	2.64
020	15221-33750	PLUG	1				0.032	0.0704
030	6C090-58960	GASKET	1				0.002	0.0044
040	16221-91120	BOLT	22				0.005	0.011
050	16261-32114	FILTER OIL	1				0.21	0.462
060	01123-60816	BOLT	1				0.01	0.022
070	04814-00160	O RING	1				0.001	0.0022

# CYLINDER HEAD





# CYLINDER HEAD

↔ Interchangeable; ≠ not interchangeable; ← new for old; → old for new

REF.No	Part No.	Description	Q'ty	S.No.	I/C	REMARKS	Weight (kgf)	Weight (lb)
010	15221-01750	HOOK ENGINE	2				0.04	0.088
020	01123-60814	BOLT	2				0.01	0.022
030	16027-03040	COMP.CYLINDER HEAD	1				8.72	19.184
040	15321-96260	CAP SEALING	1				0.001	0.0022
050	15261-03370	CAP SEALING	2				0.005	0.011
060	16261-13540	GUIDE INLET VALVE	3				0.02	0.044
070	16261-13560	GUIDE EXHAUST VALVE	3				0.019	0.0418
080	15261-96010	PLUG	2				0.002	0.0044
090	16241-03450	BOLT CYLINDER HEAD	12				0.07	0.154
100	16216-03450	BOLT CYLINDER HEAD	2				0.07	0.154
110	16231-03310	GASKET CYLINDER HEAD	1				0.07	0.154
120	52200-41160	CLAMP CORD	1				0.01	0.022



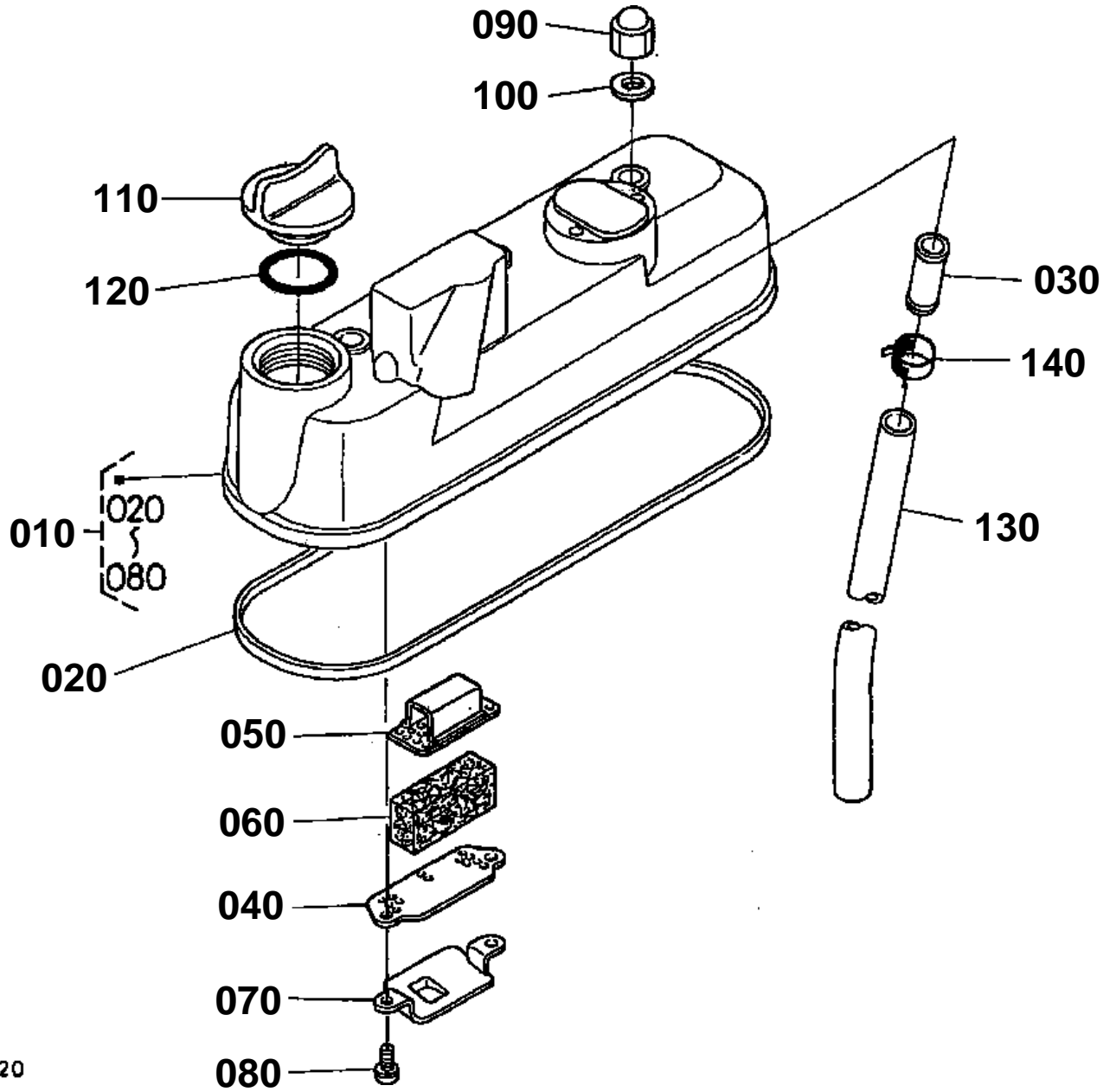


## GEAR CASE

↔ Interchangeable; ≠ not interchangeable; ← new for old; → old for new

REF.No	Part No.	Description	Q'ty	S.No.	I/C	REMARKS	Weight (kgf)	Weight (lb)
005	16216-04017	ASSY CASE GEAR	1				3.46	7.612
010	16216-04026	COMP.CASE GEAR	1				2.45	5.39
020	16241-96020	PLUG	2				0.015	0.033
025	15521-96020	PLUG	1				0.003	0.0066
030	04011-50180	WASHER PLAIN	1				0.012	0.0264
040	15241-32290	JOINT PIPE	1				0.053	0.1166
050	16241-36950	SPRING	1				0.015	0.033
060	16241-36930	SEAT VALVE	1				0.032	0.0704
070	07715-00201	BALL	1				0.008	0.0176
080	16241-35070	ASSY ROTOR OIL PUMP	1				0.27	0.594
085	16251-35130	COVER OIL PUMP	1				0.09	0.198
090	03017-50620	SCREW CR-REC-BD-HD	5				0.005	0.011
100	05012-00410	PIN STRAIGHT	2				0.001	0.0022
110	16264-04130	GASKET GEAR CASE	1				0.01	0.022
120	01023-50645	BOLT	3				0.01	0.022
130	01023-60650	BOLT	4				0.015	0.033
140	01023-50655	BOLT	4				0.012	0.0264
150	01023-50665	BOLT	1				0.015	0.033
160	16241-91040	BOLT	1				0.015	0.033
170	16245-91530	STUD	1				0.01	0.022
180	02056-50060	NUT	1				0.002	0.0044
190	04512-60060	WASHER SPRING	1				0.001	0.0022
200	16241-04212	SEAL OIL	1				0.012	0.0264
210	99999-99999	BLANK	0				0	0
220	99999-99999	BLANK	0				0	0
230	16245-91540	STUD	2				0.005	0.011
240	58417-25950	ASSY GEAR CASE H/M	1				0.29	0.638
250	16264-88130	GASKET H/METER UNIT	1				0.002	0.0044
260	01023-50618	BOLT	2				0.006	0.0132

HEAD COVER



16216-006-20

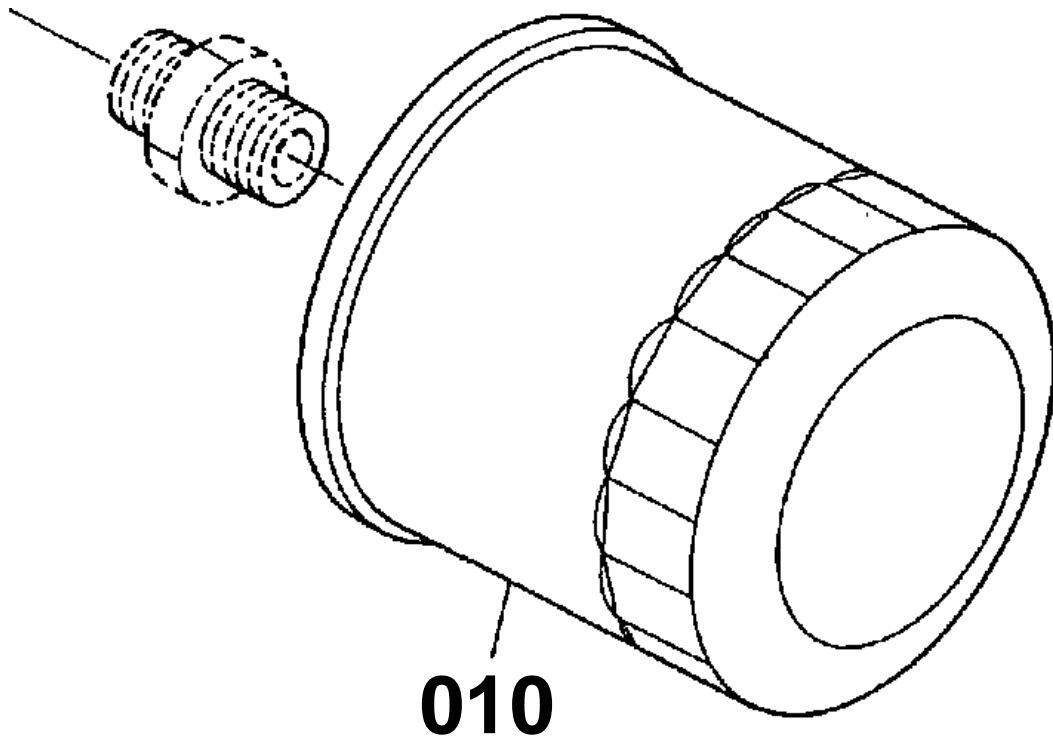


# HEAD COVER

↔ Interchangeable; ≠ not interchangeable; ← new for old; → old for new

REF.No	Part No.	Description	Q'ty	S.No.	I/C	REMARKS	Weight (kgf)	Weight (lb)
010	16261-14503	ASSY COVER CYL.HEAD	1				0.78	1.716
020	16261-14520	GASKET HEAD COVER	1				0.01	0.022
030	16241-05550	JOINT BREATHER PIPE	1				0.02	0.044
040	16241-05140	PLATE B/THER ELEMENT	1				0.005	0.011
050	16241-05150	PLATE B/THER ELEMENT	1				0.01	0.022
060	16241-05670	ELEMENT BREATHER	1				0.01	0.022
070	16241-05370	OIL SHIELD BREATHER	1				0.01	0.022
080	03024-50510	SCREW WITH WASHER	2				0.002	0.0044
090	15952-92330	NUT	3				0.01	0.022
100	15951-96660	GASKET	3				0.001	0.0022
110	E9151-33140	PLUG OIL FILLER	1				0.017	0.0374
120	04814-50300	O RING	1				0.001	0.0022
130	16271-05510	PIPE BREATHER	1				0.06	0.132
140	16241-33510	BAND PIPE	1				0.005	0.011





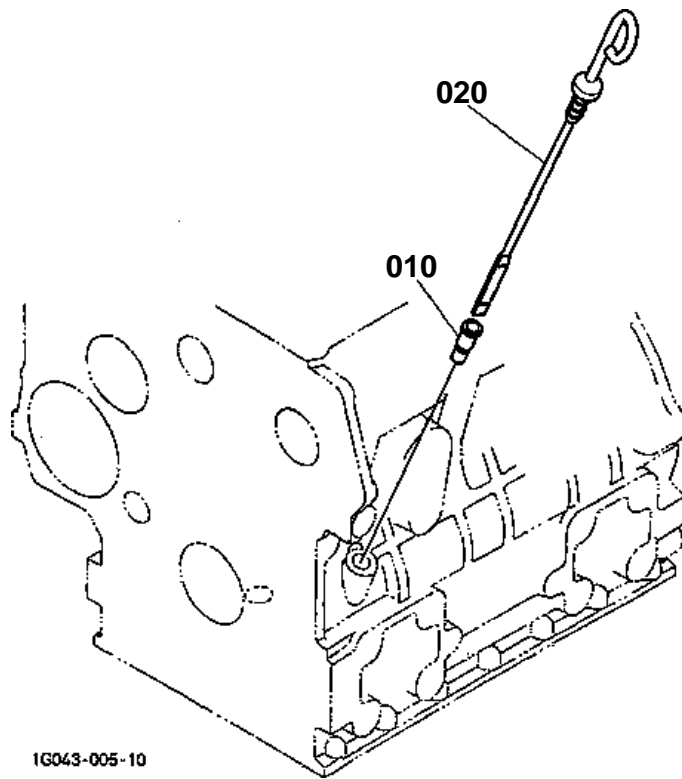
16615-003-10



OIL FILTER

↔ Interchangeable; ≠ not interchangeable; ← new for old; → old for new

REF.No	Part No.	Description	Q'ty	S.No.	I/C	REMARKS	Weight (kgf)	Weight (lb)
010	15241-32090	ASSY CARTRIDGE OIL	1				0.35	0.77



1G043-005-10

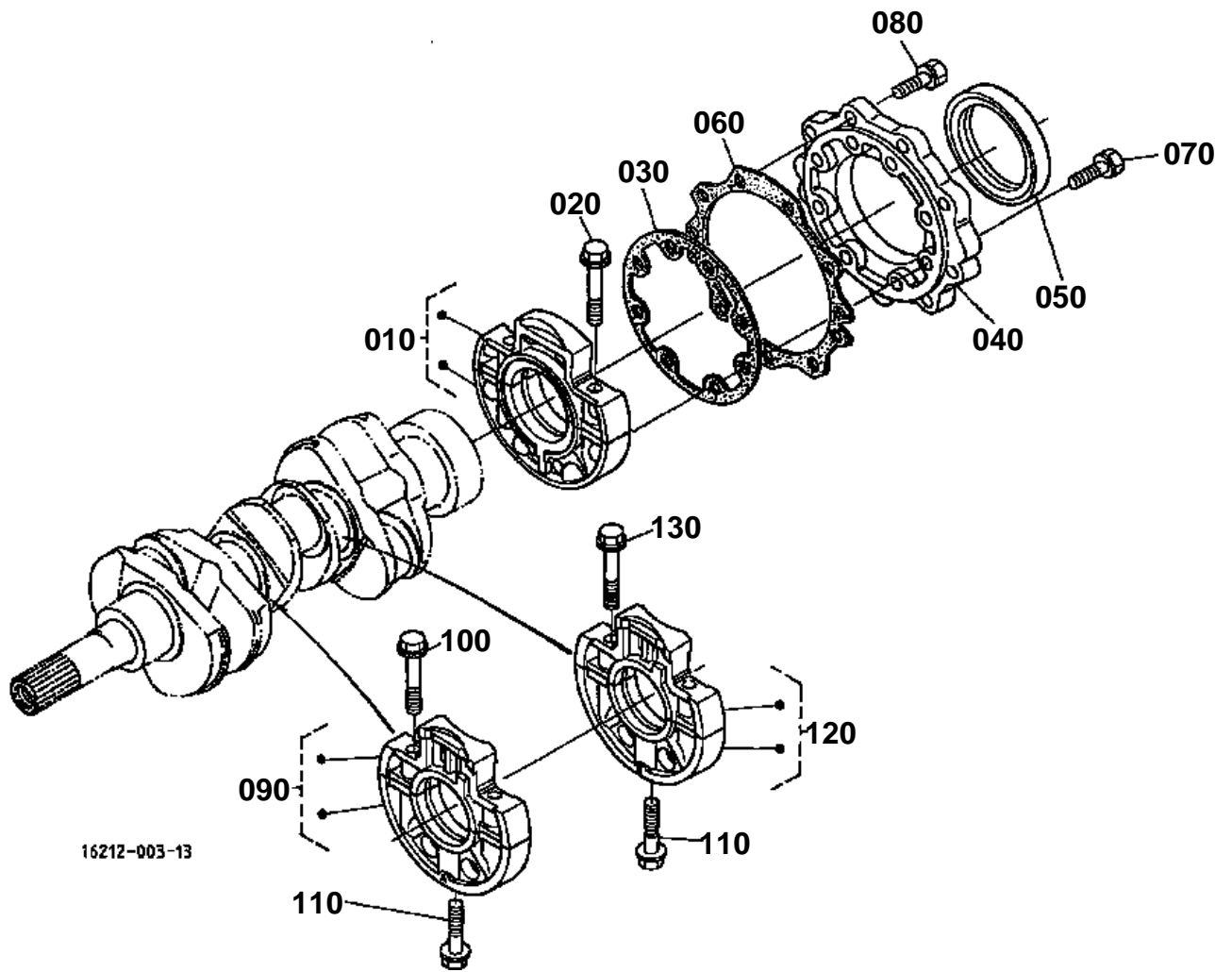


# DIPSTICK AND GUIDE

↔ Interchangeable; ≠ not interchangeable; ← new for old; → old for new

REF.No	Part No.	Description	Q'ty	S.No.	I/C	REMARKS	Weight (kgf)	Weight (lb)
010	16809-36420	GUIDE OIL GAUGE	1				0.028	0.0616
020	17450-36410	GAUGE OIL	1				0.001	0.0022

MAIN BEARING CASE



16212-003-13

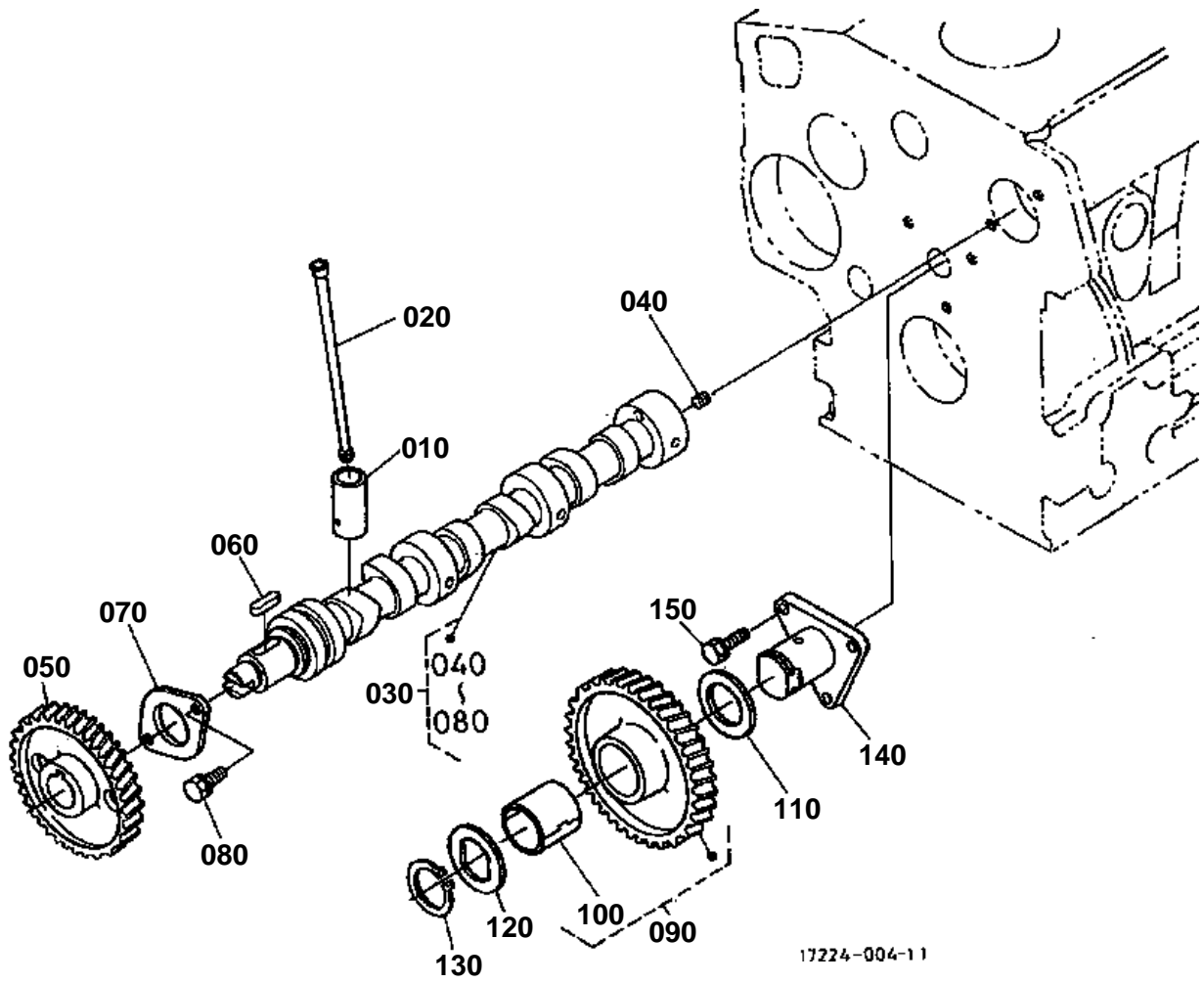


# MAIN BEARING CASE

↔ Interchangeable; ≠ not interchangeable; ← new for old; → old for new

REF.No	Part No.	Description	Q'ty	S.No.	I/C	REMARKS	Weight (kgf)	Weight (lb)
010	16241-04092	ASSY CASE MAIN BRG.	1				1.13	2.486
020	16241-04540	BOLT BEARING CASE	2				0.02	0.044
030	16264-04360	GASKET BRG.CASE	1				0.002	0.0044
040	16241-04813	COVER BEARING CASE	1				0.22	0.484
050	16271-04460	SEAL OIL	1				0.04	0.088
060	16264-04820	GASKET	1				0.008	0.0176
070	01023-50625	BOLT	8				0.007	0.0154
080	01023-50620	BOLT	9				0.006	0.0132
090	16261-04040	ASSY CASE MAIN BRG.	1				0.9	1.98
100	16241-04540	BOLT BEARING CASE	2				0.02	0.044
110	16241-04560	BOLT BEARING CASE	2				0.03	0.066
120	16261-04050	ASSY CASE MAIN BRG.	1				1.11	2.442
130	16241-04540	BOLT BEARING CASE	2				0.02	0.044

CAMSHAFT AND IDLE GEAR SHAFT





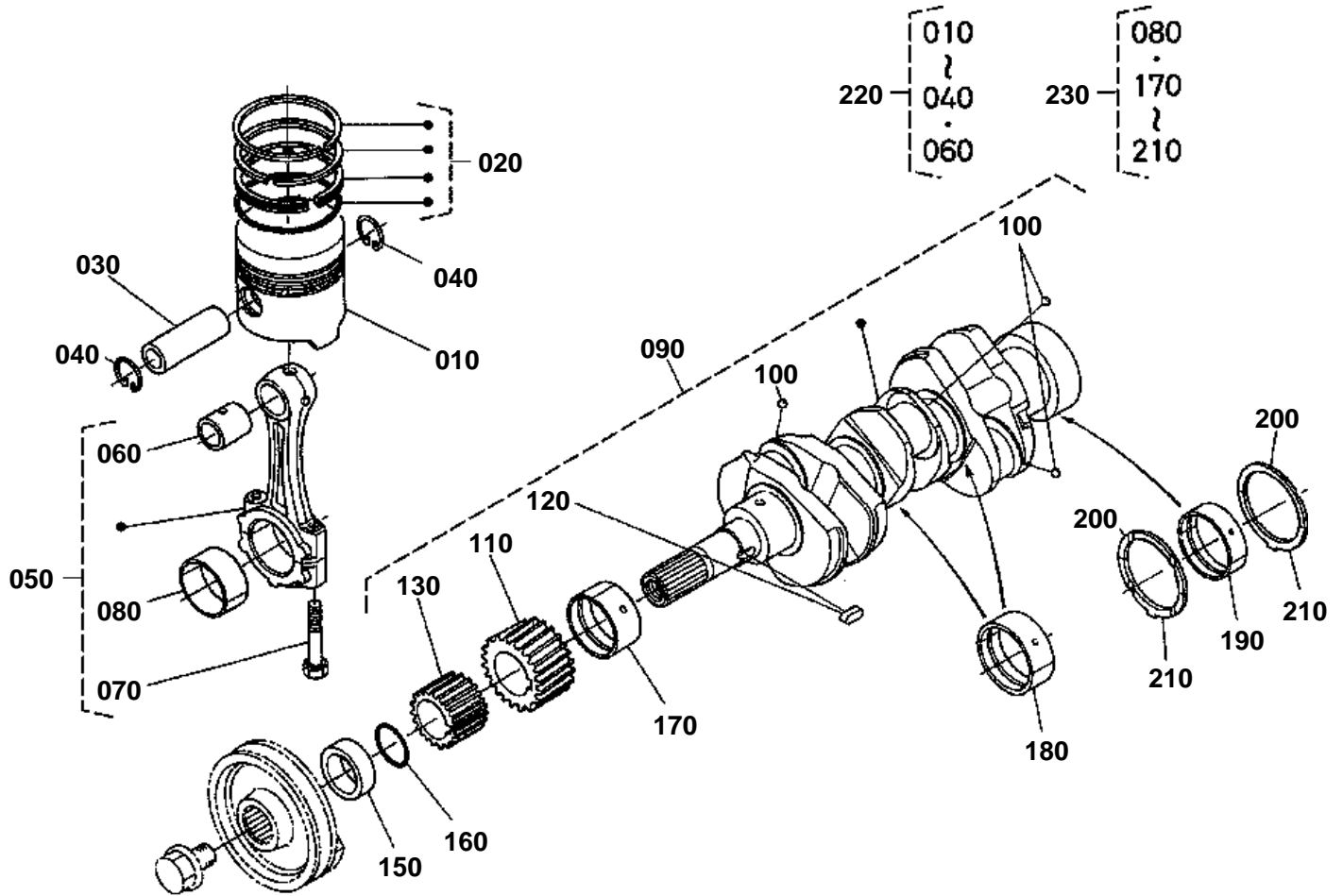
## CAMSHAFT AND IDLE GEAR SHAFT

↔ Interchangeable; ≠ not interchangeable; ← new for old; → old for new

REF.No	Part No.	Description	Q'ty	S.No.	I/C	REMARKS	Weight (kgf)	Weight (lb)
010	16261-15550	TAPPET	6				0.035	0.077
020	16241-15110	PUSH ROD	6				0.03	0.066
030	16261-16010	ASSY CAMSHAFT	1				0	0
040	15521-93610	SCREW SET	1				0.002	0.0044
050	16241-16510	GEAR CAM	1				0.45	0.99
060	05712-00518	KEY FEATHER	1				0.003	0.0066
070	16241-16270	STOPPER CAMSHAFT	1				0.04	0.088
080	01023-50616	BOLT	2				0.005	0.011
090	16251-24010	COMP GEAR IDLE	1				0.63	1.386
100	16251-24980	BUSH IDLE GEAR	1				0.035	0.077
110	16251-24360	COLLAR IDLE GEAR	1				0.012	0.0264
120	15741-24370	COLLAR IDLE GEAR	1				0.015	0.033
130	15741-24320	CIR CLIP IDLE GEAR	1				0.01	0.022
140	16251-24250	SHAFT IDLE GEAR	1				0.36	0.792
150	01023-50616	BOLT	3				0.005	0.011



PISTON AND CRANKSHAFT



1G043-006-11

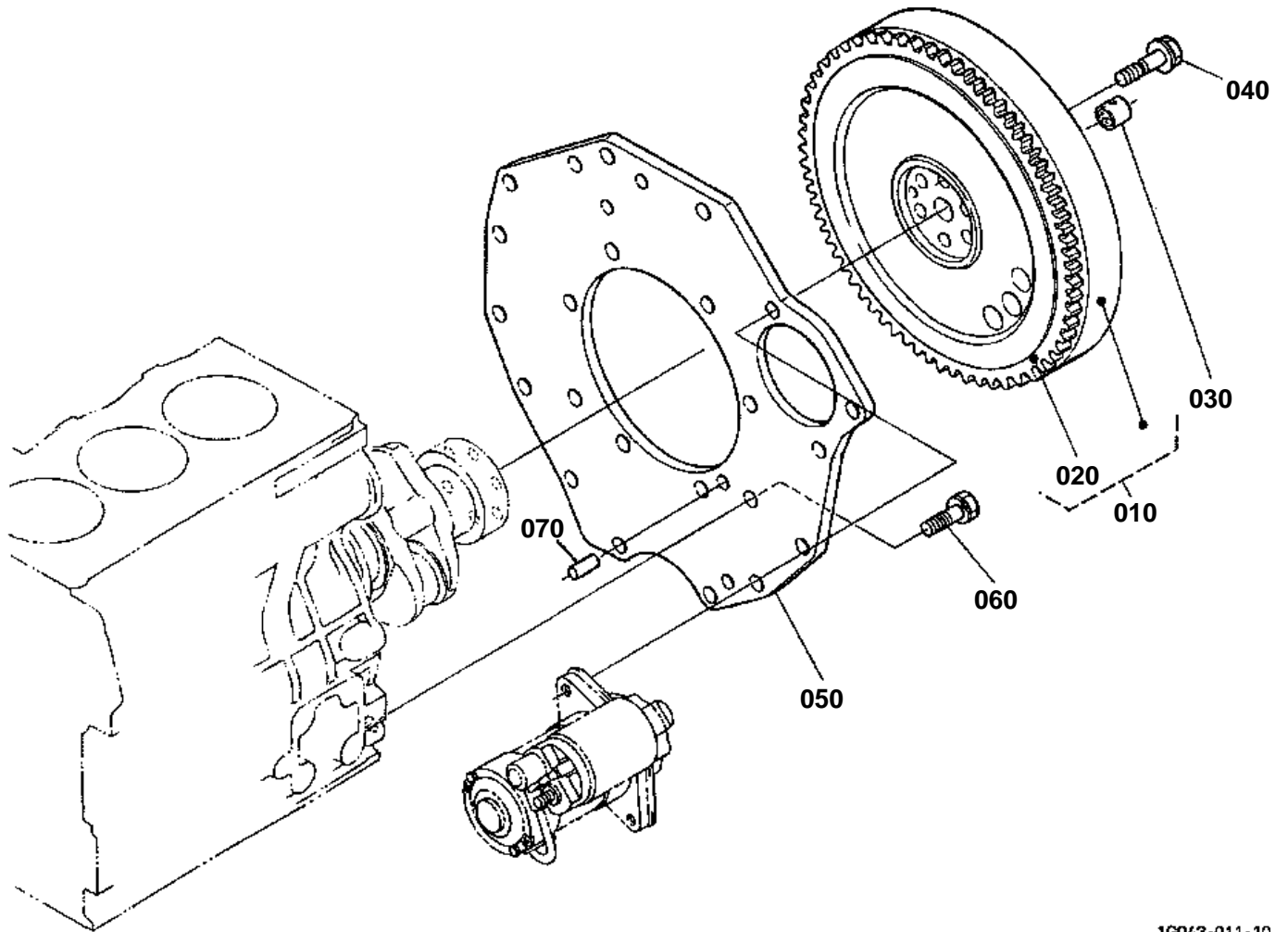


## PISTON AND CRANKSHAFT

↔ Interchangeable; ≠ not interchangeable; ← new for old; → old for new

REF.No	Part No.	Description	Q'ty	S.No.	I/C	REMARKS	Weight (kgf)	Weight (lb)
010	16050-21110	PISTON	3			STD	0.4	0.88
010	16050-21910	PISTON	3			+0.5mm	0.4	0.88
020	16271-21050	ASSY PISTON RING	3			STD	0.05	0.11
020	16271-21090	ASSY PISTON RING	3			+0.5mm	0.15	0.33
030	16241-21310	PIN PISTON	3				0.135	0.297
040	16241-21330	CIR CLIP PISTON PIN	6				0.002	0.0044
050	16241-22012	ASSY ROD CONNECTING	3				0.545	1.199
060	16241-21982	BUSH PISTON PIN	3				0.03	0.066
070	16241-22142	BOLT CONNECTING ROD	6				0.024	0.0528
080	16241-22310	METAL CRANKPIN	3			STD SET	0.038	0.0836
080	16241-22970	METAL CRANKPIN	3			-0.2mm SET	0.08	0.176
080	16241-22980	METAL CRANKPIN	3			-0.4mm SET	0.1	0.22
090	16231-23013	COMP.CRANKSHAFT	1				8.5	18.7
100	07715-00401	BALL	3				0.001	0.0022
110	16241-24110	GEAR CRANK	1				0.15	0.33
120	16271-95230	KEY	1				0.005	0.011
130	16241-35630	GEAR OIL PUMP DRIVE	1				0.102	0.2244
140	99999-99999	BLANK	0				0	0
150	16271-23250	COLLAR CRANKSHAFT	1				0.055	0.121
160	04814-10280	O RING	1				0.001	0.0022
170	16241-23470	METAL CRANKSHAFT	1			STD	0.06	0.132
170	16241-23910	METAL CRANKSHAFT	1			-0.2mm	0.03	0.066
170	16241-23920	METAL CRANKSHAFT	1			-0.4mm	0.068	0.1496
180	16241-23480	METAL CRANKSHAFT	2			STD SET	0.05	0.11
180	16241-23930	METAL CRANKSHAFT	2			-0.2mm SET	0.1	0.22
180	16241-23940	METAL CRANKSHAFT	2			-0.4mm SET	0.05	0.11
190	16292-23490	METAL CRANKSHAFT	1			STD SET	0.07	0.154
190	16292-23860	METAL CRANKSHAFT	1			-0.2mm SET	0.05	0.11
190	16292-23870	METAL CRANKSHAFT	1			-0.4mm SET	0.05	0.11
200	15521-23530	METAL SIDE	2			STD	0.01	0.022
200	15521-23950	METAL SIDE	2			+0.2mm	0.01	0.022
200	15521-23960	METAL SIDE	2			+0.4mm	0.01	0.022
210	19202-23540	METAL SIDE	2			STD	0.01	0.022
210	19202-23970	METAL SIDE	2			+0.2mm	0.01	0.022
210	19202-23980	METAL SIDE	2			+0.4mm	0.01	0.022
220	07916-26840	KIT RING PISTON	3			STD	0	0
220	07916-26850	KIT RING PISTON	3			+0.5mm	0	0
230	07916-28240	KIT METAL ENGINE	1			STD	0.1	0.22
230	07916-28765	KIT METAL ENGINE	1			-0.2mm/+0.2mm	0.348	0.7656
230	07916-28775	KIT METAL ENGINE	1			-0.4mm/+0.4mm	0.348	0.7656

# FLYWHEEL



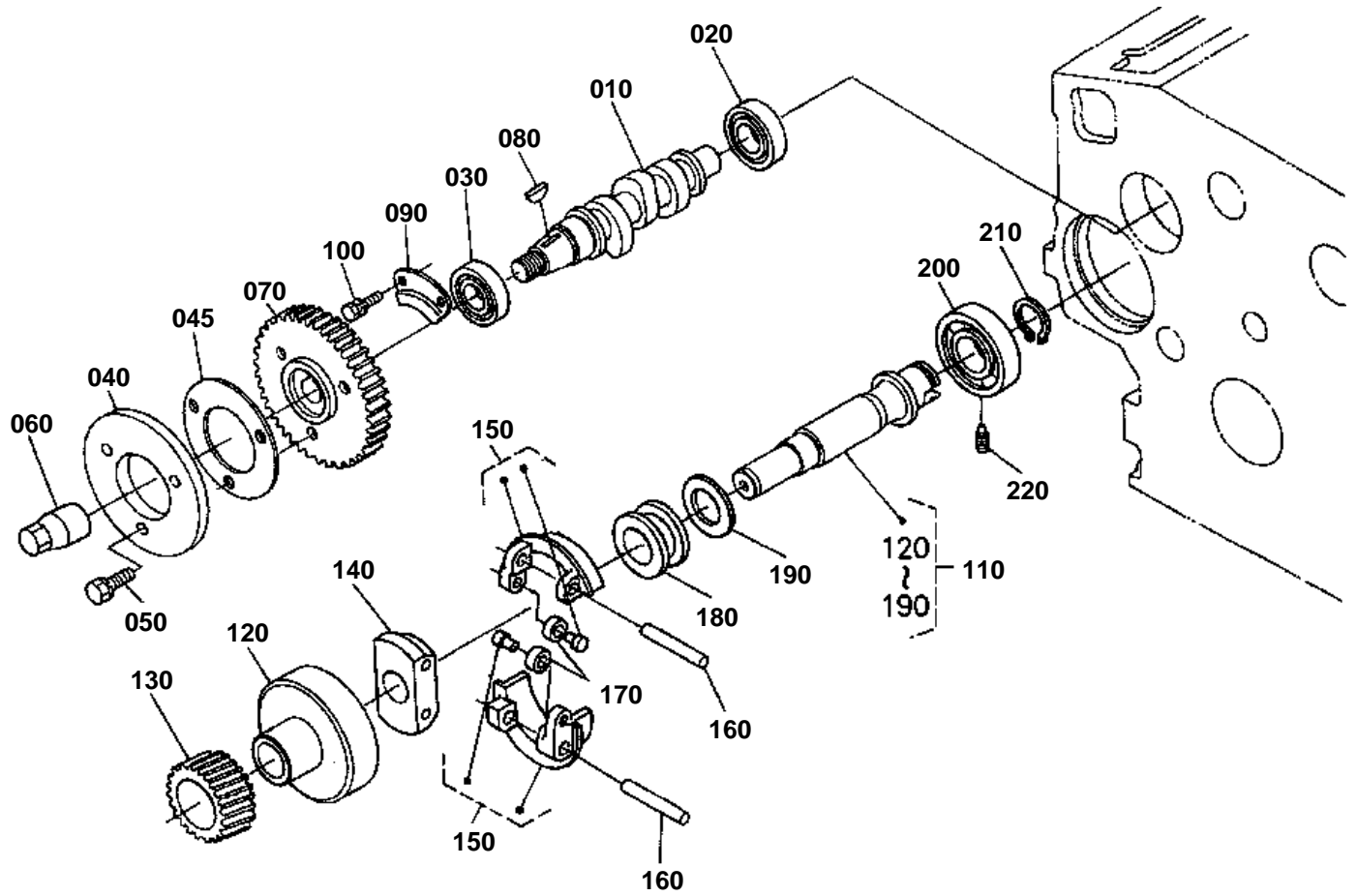
1G043-011-10

**FLYWHEEL**

↔ Interchangeable; ≠ not interchangeable; ← new for old; → old for new

REF.No	Part No.	Description	Q'ty	S.No.	I/C	REMARKS	Weight (kgf)	Weight (lb)
010	16261-25015	COMP.FLYWHEEL	1				17.2	37.84
020	16261-63822	GEAR RING	1				0.79	1.738
030	66621-14120	BEARING DRY	1				0.006	0.0132
040	16271-25160	BOLT FLYWHEEL	6				0.036	0.0792
050	6C040-58912	PLATE REAR END	1				3.64	8.008
060	15261-91190	BOLT	8				0.03	0.066
070	16221-94530	PIN STRAIGHT	1				0.006	0.0132

FUEL CAMSHAFT AND GOVERNOR SHAFT



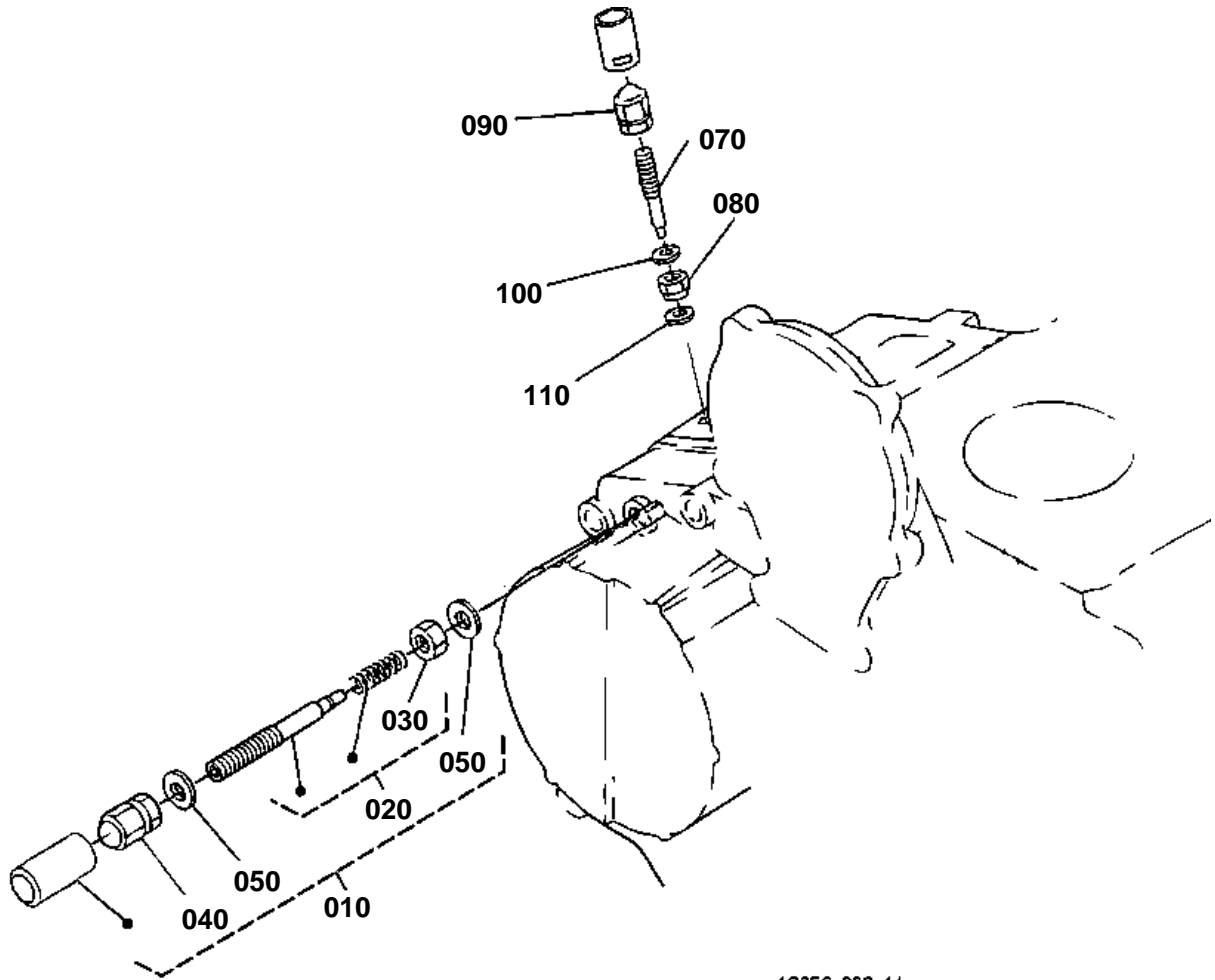
16304-011-10



## FUEL CAMSHAFT AND GOVERNOR SHAFT

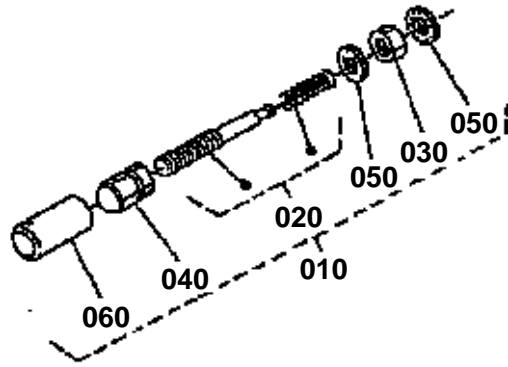
↔ Interchangeable; ≠ not interchangeable; ← new for old; → old for new

REF.No	Part No.	Description	Q'ty	S.No.	I/C	REMARKS	Weight (kgf)	Weight (lb)
010	16020-16170	CAMSHAFT FUEL	1				0.38	0.836
020	16261-97300	BEARING BALL	1				0.044	0.0968
030	08153-06204	BEARING BALL	1				0.11	0.242
040	16241-51113	CAM FUEL	1				0.196	0.4312
045	16241-51190	WASHER	1				0.029	0.0638
050	01023-50618	BOLT	3				0.006	0.0132
060	16241-92330	NUT	1				0.035	0.077
070	16272-51150	GEAR INJECTION PUMP	1				0.49	1.078
080	16241-95230	KEY WOODRUFF	1				0.001	0.0022
090	16241-16320	STOPPER FUEL.C/SHAFT	1				0.04	0.088
100	01023-50616	BOLT	2				0.005	0.011
110	16265-55013	ASSY SHAFT GOVERNOR	1				1.22	2.684
120	16241-55392	HOLDER GOVERNOR GEAR	1				0.34	0.748
130	16282-55320	GEAR GOVERNOR	1				0.24	0.528
140	16241-55270	HOLDER GOV.WEIGHT	1				0.085	0.187
150	16241-55062	COMP.WEIGHT GOVERNOR	2				0.085	0.187
160	16241-55260	SHAFT GOV. WEIGHT	2				0.013	0.0286
170	19484-55440	ROLLER	2				0.005	0.011
180	16241-55450	SLEEVE GOVERNOR	1				0.04	0.088
190	16241-55463	WASHER THRUST	1				0.005	0.011
200	16261-97320	BEARING BALL	1				0.14	0.308
210	16271-55410	CIR CLIP GOV.SHAFT	1				0.005	0.011
220	16241-55554	SCREW SET	1				0.007	0.0154



1G256-002-14

# OLD PARTS



1G072-803-10



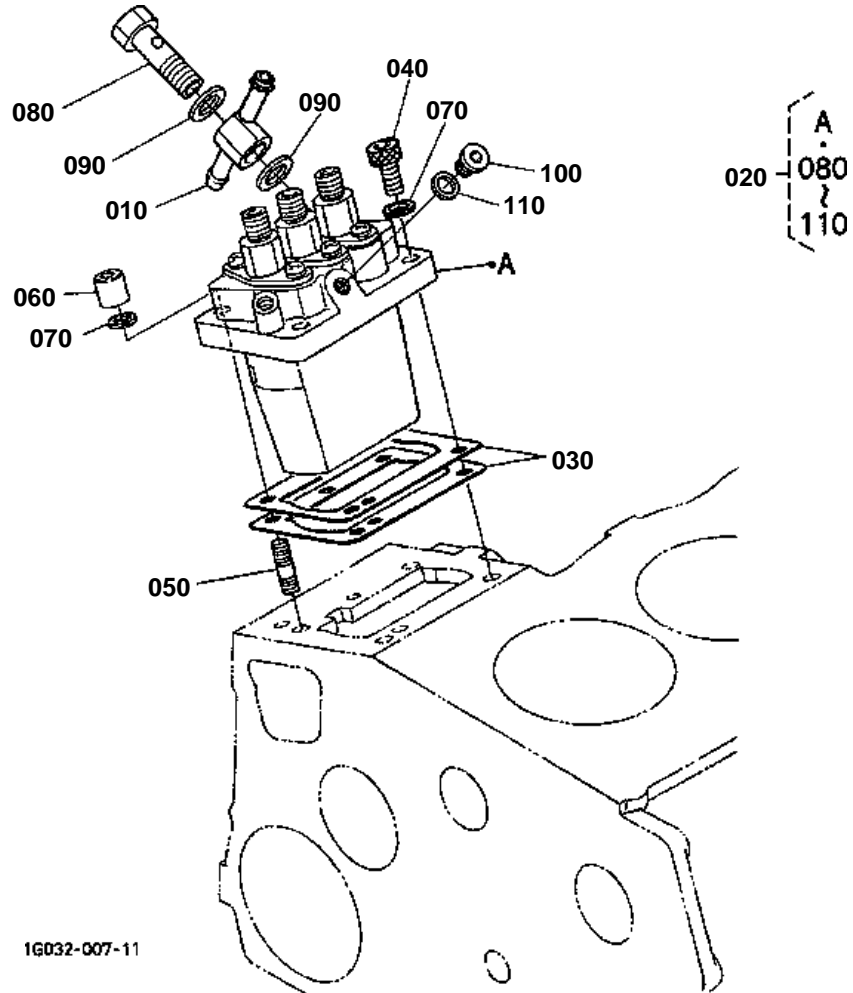


**IDLE APPARATUS**

↔ Interchangeable; ≠ not interchangeable; ← new for old; → old for new

REF.No	Part No.	Description	Q'ty	S.No.	I/C	REMARKS	Weight (kgf)	Weight (lb)
010	16271-54090	APPARATUS FUEL LIMIT	1	<=4E9526			0.029	0.0638
010	16271-54093	APPARATUS IDLING	1	>=4G0001	←		0.029	0.0638
020	16241-54102	ASSY BOLT ADJUSTING	1	<=4E9526			0.008	0.0176
020	16241-54103	ASSY BOLT ADJUSTMENT	1	>=4G0001	←		0.008	0.0176
030	15841-92020	NUT	1				0.004	0.0088
040	15841-92330	NUT	1				0.006	0.0132
040	15852-92330	NUT	1		↔		0.005	0.011
050	15601-96650	GASKET	2				0.001	0.0022
060	99999-99999	BLANK	0				0	0
070	16241-54120	BOLT ADJUSTING	1	<=4E9526			0.005	0.011
070	16241-54122	BOLT ADJUSTING	1	>=4G0001	←		0.005	0.011
080	1G031-54210	NUT LOCK	1				0.003	0.0066
090	15841-92330	NUT	1				0.006	0.0132
090	15852-92330	NUT	1		↔		0.005	0.011
100	15601-96650	GASKET	1				0.001	0.0022
110	1G021-96650	GASKET	1				0.001	0.0022

# INJECTION PUMP

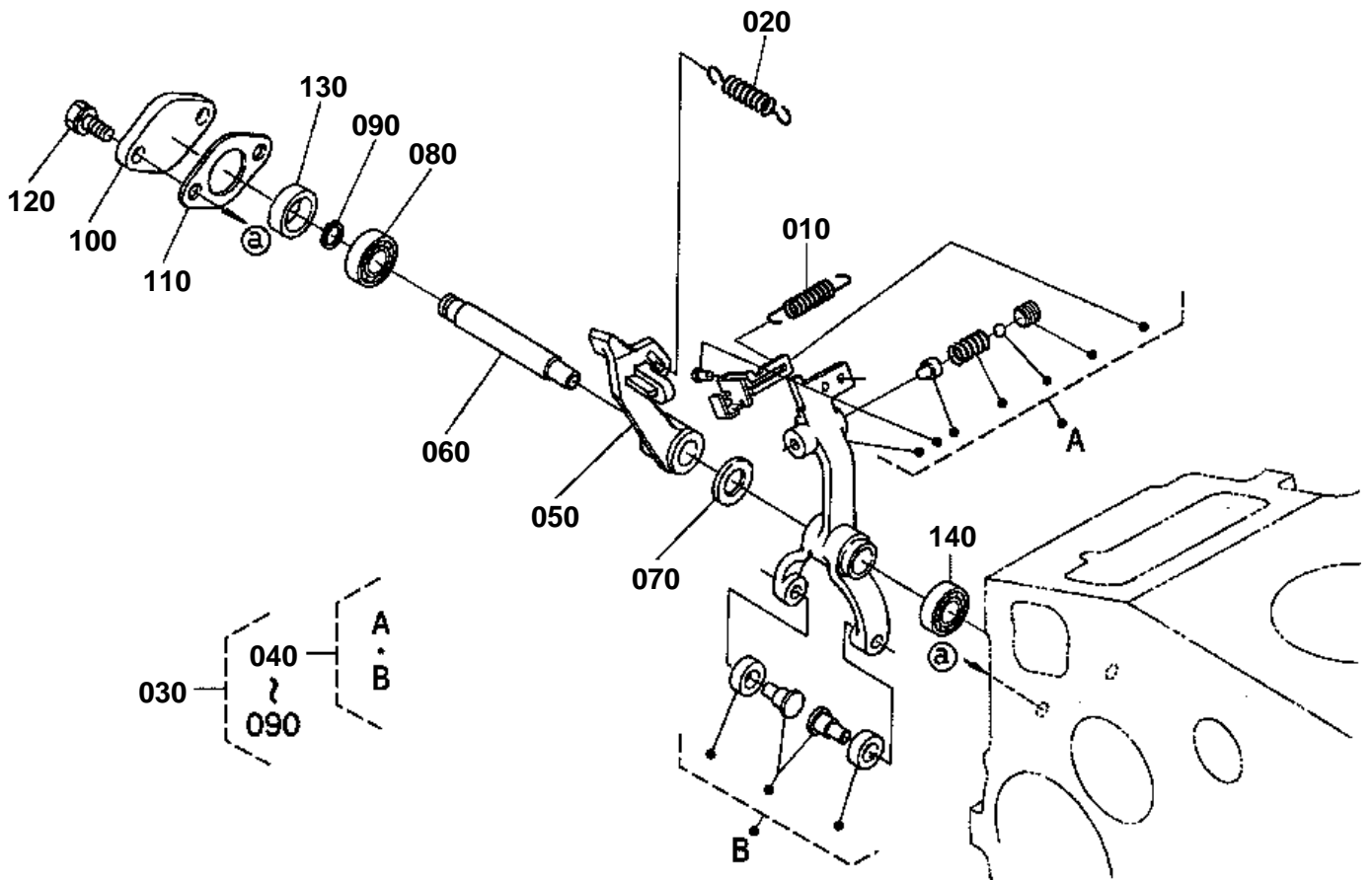




# INJECTION PUMP

↔ Interchangeable; ≠ not interchangeable; ← new for old; → old for new

REF.No	Part No.	Description	Q'ty	S.No.	I/C	REMARKS	Weight (kgf)	Weight (lb)
010	16271-95690	JOINT EYE	1				0.046	0.1012
020	16032-51010	ASSY PUMP INJECTION	1				1	2.2
030	16006-52092	SHIM INJECTION PUMP	1			0.20mm	0.004	0.0088
030	16006-52112	SHIM INJECTION PUMP	1			0.25mm	0.004	0.0088
030	16006-52122	SHIM INJECTION PUMP	1			0.30mm	0.006	0.0132
040	01311-10620	BOLT HEX-SOC-HD	2				0.012	0.0264
050	15841-91500	STUD	2				0.02	0.044
060	15841-92320	NUT	2				0.01	0.022
070	04512-60060	WASHER SPRING	4				0.001	0.0022
080	16271-51320	SCREW FOLLOW	1				0.031	0.0682
090	15841-96650	GASKET	2				0.001	0.0022
100	16030-96010	PLUG	1				0.008	0.0176
110	15861-96650	GASKET	1				0.001	0.0022



16304-013-11

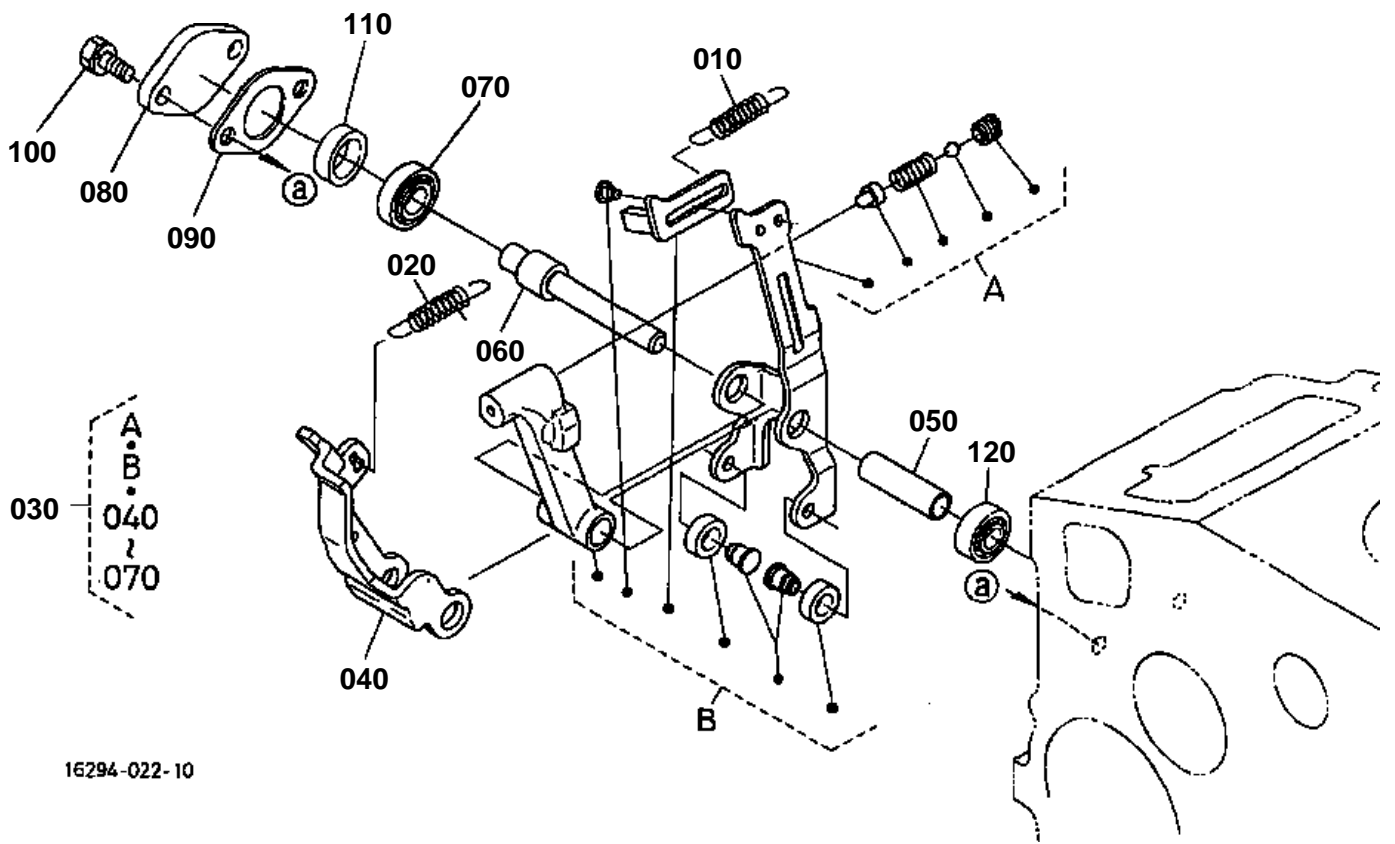


GOVERNOR  
S.No.;<=3Y9499

↔ Interchangeable; ≠ not interchangeable; ← new for old; → old for new

REF.No	Part No.	Description	Q'ty	S.No.	I/C	REMARKS	Weight (kgf)	Weight (lb)
010	16261-56480	SPRING START	1				0.002	0.0044
020	1G043-56410	SPRING GOVERNOR	1				0.019	0.0418
030	16216-56055	ASSY LEVER FORK	1				0.25	0.55
040	16216-56045	COMP.LEVER FORK	1				0.13	0.286
050	16222-56133	LEVER FORK	1				0.06	0.132
060	16241-56153	SHAFT FORK LEVER	1				0.04	0.088
070	16241-94010	WASHER PLAIN	1				0.002	0.0044
080	16241-56330	BEARING MINIATURIZE	1				0.007	0.0154
090	04612-00090	CIR CLIP EXTERNAL	1				0.001	0.0022
100	16241-56250	COVER FORK LEV.SHAFT	1				0.013	0.0286
110	16299-56260	GASKET	1				0.002	0.0044
120	01023-50614	BOLT	2				0.005	0.011
130	16241-56210	COLLAR	1				0.008	0.0176
140	16241-56340	BEARING MINIATURIZE	1				0.007	0.0154

GOVERNOR



16294-022-10

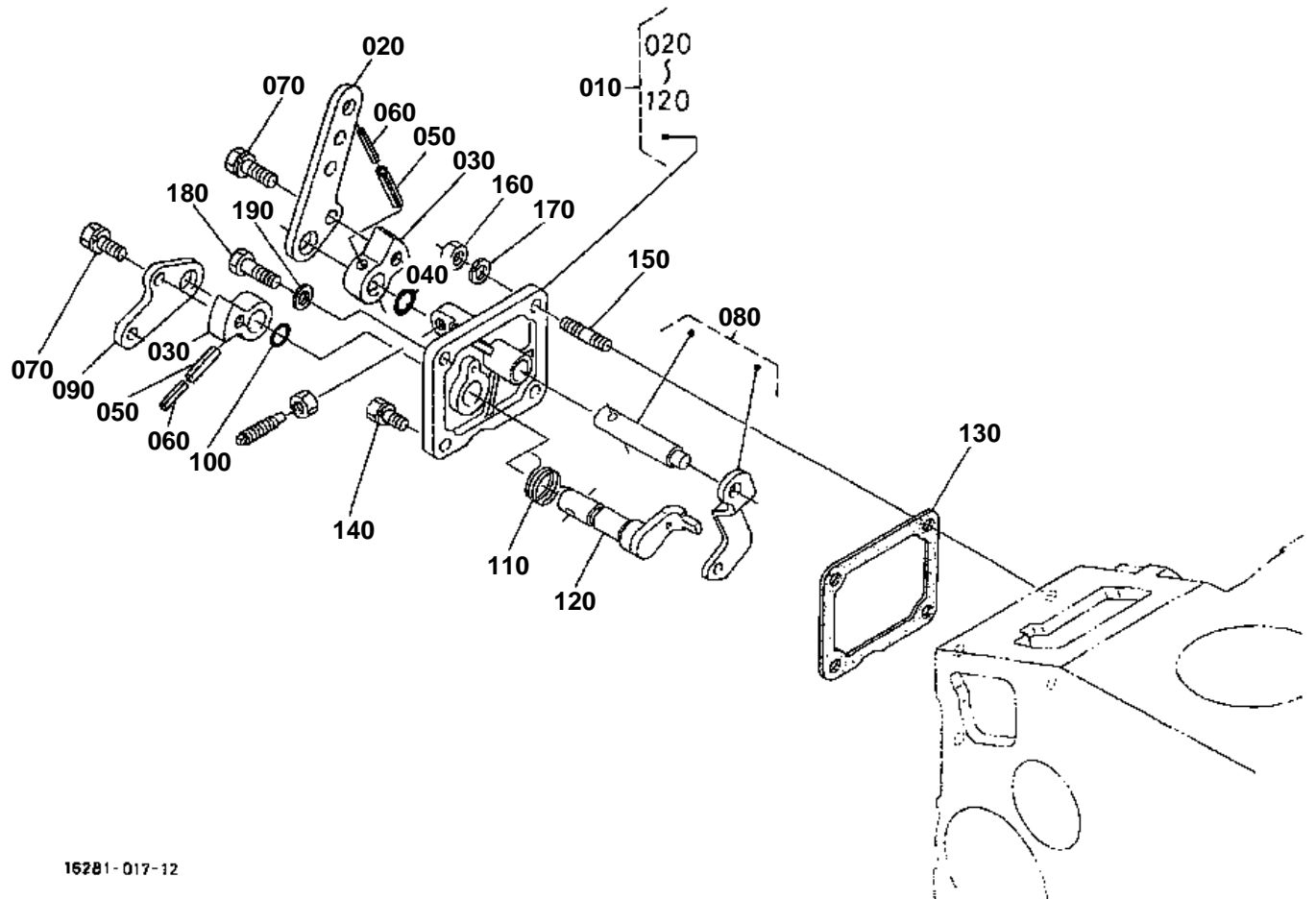


GOVERNOR  
S.No.;>=4A0001

↔ Interchangeable; ≠ not interchangeable; ← new for old; → old for new

REF.No	Part No.	Description	Q'ty	S.No.	I/C	REMARKS	Weight (kgf)	Weight (lb)
010	16261-56480	SPRING START	1				0.002	0.0044
020	1G043-56410	SPRING GOVERNOR	1				0.019	0.0418
030	16216-56010	ASSY LEVER FORK	1				0.25	0.55
040	1G032-56130	LEVER FORK	1				0.08	0.176
050	1G032-56150	SHAFT FORK LEVER	1				0.007	0.0154
060	1G032-56470	SHAFT FORK LEVER	1				0.04	0.088
070	16241-56330	BEARING MINIATURIZE	1				0.007	0.0154
080	16241-56250	COVER FORK LEV.SHAFT	1				0.013	0.0286
090	16299-56260	GASKET	1				0.002	0.0044
100	01023-50614	BOLT	2				0.005	0.011
110	16241-56210	COLLAR	1				0.008	0.0176
120	16241-56340	BEARING MINIATURIZE	1				0.007	0.0154

# SPEED CONTROL PLATE



16281-017-12



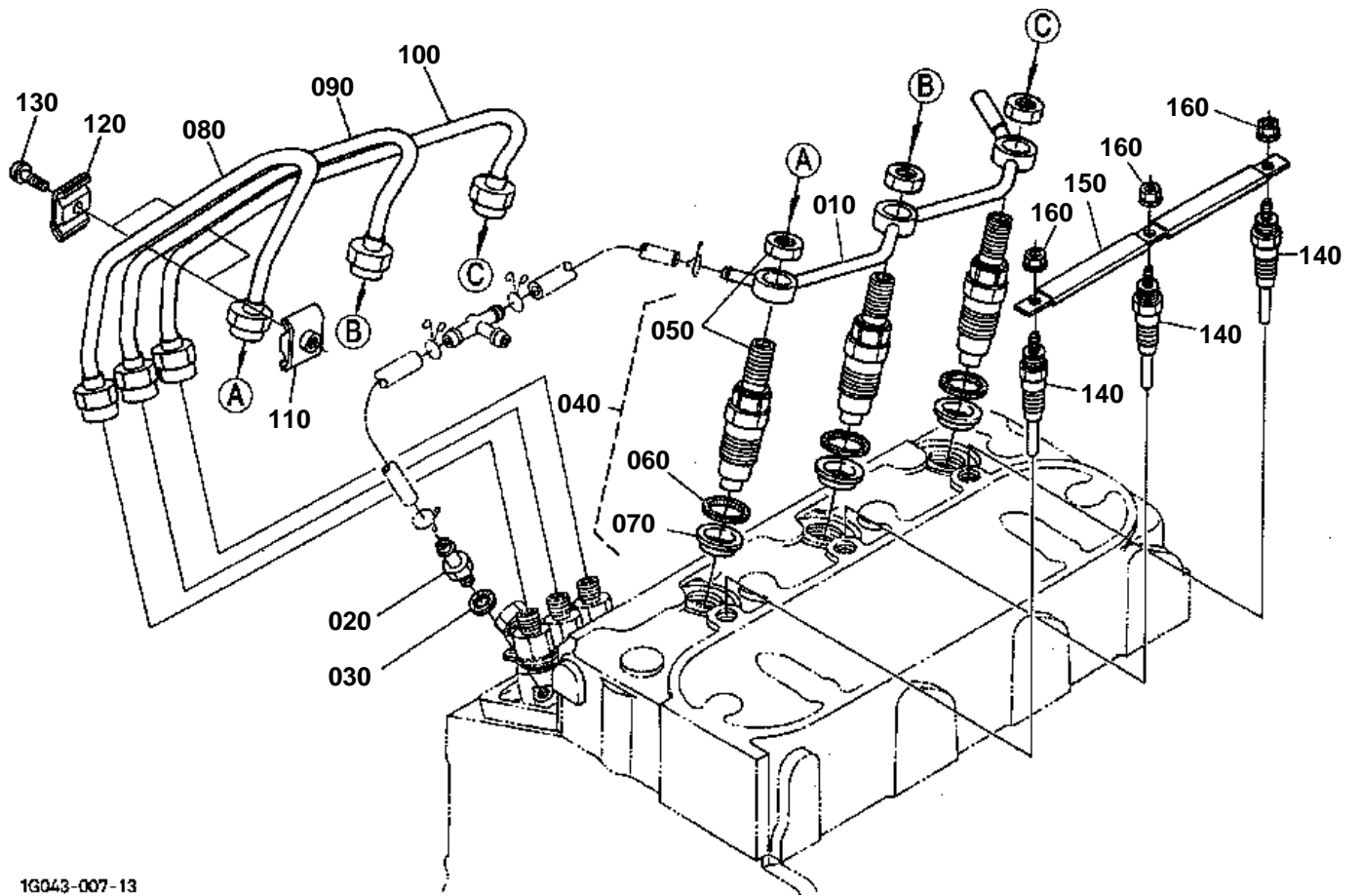


## SPEED CONTROL PLATE

↔ Interchangeable; ≠ not interchangeable; ← new for old; → old for new

REF.No	Part No.	Description	Q'ty	S.No.	I/C	REMARKS	Weight (kgf)	Weight (lb)
010	16231-57016	ASSY PLATE CONTROL	1				0.34	0.748
020	16205-57150	LEVER SPEED CONTROL	1				0.033	0.0726
030	16205-57160	LEVER SPEED CONTROL	2				0.03	0.066
040	04814-00100	O RING	1				0.001	0.0022
050	05411-00420	PIN SPRING	2				0.001	0.0022
060	05411-02520	PIN SPRING	2				0.001	0.0022
070	01023-50612	BOLT	2				0.005	0.011
080	16205-56020	COMP.LEVER GOVERNOR	1				0.02	0.044
090	16234-57720	LEVER ENGINE STOP	1				0.03	0.066
100	04814-10070	O RING	1				0.001	0.0022
110	16205-57510	SPRING RETURN	1				0.002	0.0044
120	16205-57740	COMP.LEVER STOP	1				0.046	0.1012
130	16264-57210	GASKET	1				0.002	0.0044
140	01023-50616	BOLT	1				0.005	0.011
150	16245-91540	STUD	2				0.005	0.011
160	02056-50060	NUT	2				0.002	0.0044
170	04512-60060	WASHER SPRING	2				0.001	0.0022
180	01053-50618	BOLT	1				0.006	0.0132
190	15601-96650	GASKET	1				0.001	0.0022

NOZZLE HOLDER AND GLOW PLUG



1G043-007-13

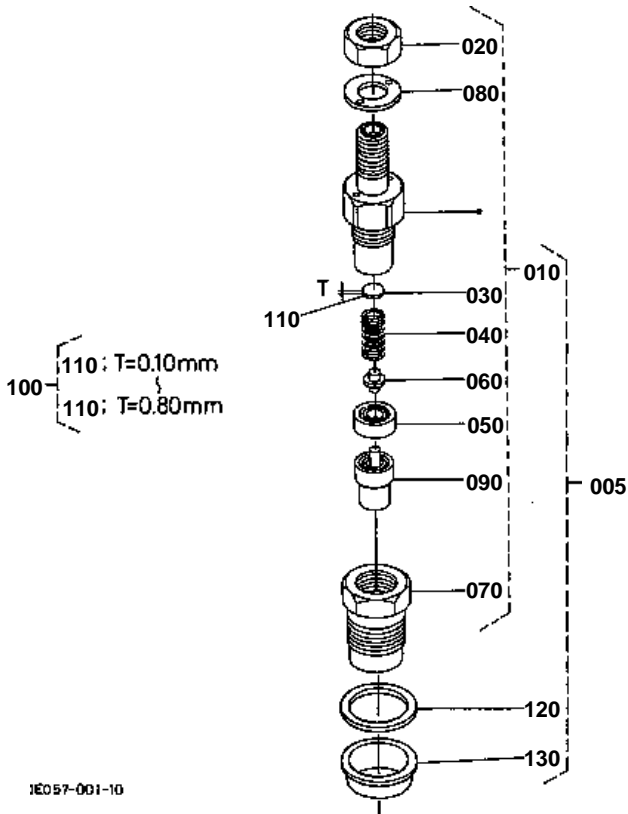


## NOZZLE HOLDER AND GLOW PLUG

↔ Interchangeable; ≠ not interchangeable; ← new for old; → old for new

REF.No	Part No.	Description	Q'ty	S.No.	I/C	REMARKS	Weight (kgf)	Weight (lb)
010	16261-42502	ASSY PIPE OVER FLOW	1				0.04	0.088
020	15841-51360	SCREW AIR BREEDER	1				0.008	0.0176
030	15601-96650	GASKET	1				0.001	0.0022
040	16032-53900	KIT HOLDER NOZZLE	3				0.16	0.352
050	16032-53000	ASSY HOLDER NOZZLE	3				0.14	0.308
060	15841-53622	GASKET	3				0.002	0.0044
070	19077-53650	SEAL HEAT	3				0.005	0.011
080	16231-53712	PIPE INJECTION	1				0.12	0.264
090	16231-53722	PIPE INJECTION	1				0.12	0.264
100	16231-53732	PIPE INJECTION	1				0.12	0.264
110	15841-53850	CLAMP PIPE	2				0.01	0.022
120	15841-53860	CLAMP PIPE	2				0.009	0.0198
130	03024-50520	SCREW WITH WASHER	2				0.004	0.0088
140	16851-65510	GLOW PLUG	3				0.02	0.044
150	16261-65560	CORD GLOW PLUG	1				0.01	0.022
160	02761-50040	NUT FLANGE	3				0.002	0.0044

NOZZLE HOLDER [COMPONENT PARTS]

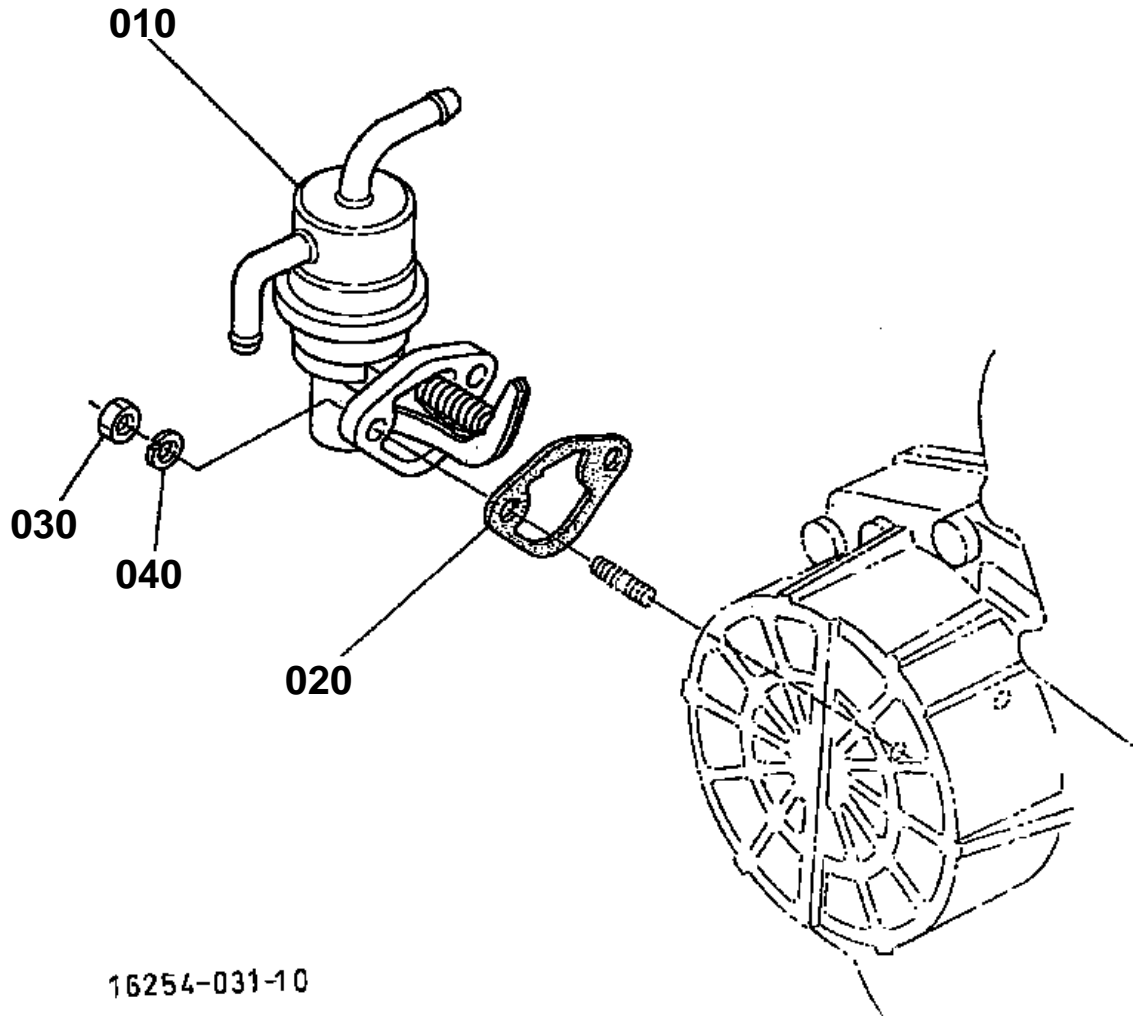




# NOZZLE HOLDER [COMPONENT PARTS]

↔ Interchangeable; ≠ not interchangeable; ← new for old; → old for new

REF.No	Part No.	Description	Q'ty	S.No.	I/C	REMARKS	Weight (kgf)	Weight (lb)
005	16032-53900	KIT HOLDER NOZZLE	3				0.16	0.352
010	16032-53000	ASSY HOLDER NOZZLE	3				0.14	0.308
020	16032-92030	NUT	3				0.007	0.0154
030	16032-53230	WASHER ADJUSTING	3				0.001	0.0022
040	16032-53170	SPRING NOZZLE	3				0.007	0.0154
050	16032-53350	SPACER DISTANCE	3				0.02	0.044
060	16032-53160	PUSH ROD	3				0.001	0.0022
070	16032-53280	NUT NOZZLE	3				0.037	0.0814
080	16032-94040	WASHER PLAIN	3				0.002	0.0044
090	16032-53610	PIECE NOZZLE	3				0.021	0.0462
100	16032-98100	ASSY WASHER ADJUST	3			OPTION	0.016	0.0352
110	16032-98500	WASHER ADJUSTING	3			0.10mm	0.001	0.0022
110	16032-98510	WASHER ADJUSTING	3			0.20mm	0.001	0.0022
110	16032-98520	WASHER ADJUSTING	3			0.30mm	0.001	0.0022
110	16032-98530	WASHER ADJUSTING	3			0.40mm	0.001	0.0022
110	16032-98540	WASHER ADJUSTING	3			0.50mm	0.001	0.0022
110	16032-98550	WASHER ADJUSTING	3			0.52mm	0.001	0.0022
110	16032-98560	WASHER ADJUSTING	3			0.54mm	0.001	0.0022
110	16032-98570	WASHER ADJUSTING	3			0.56mm	0.001	0.0022
110	16032-98580	WASHER ADJUSTING	3			0.58mm	0.001	0.0022
110	16032-98590	WASHER ADJUSTING	3			0.80mm	0.001	0.0022
120	15841-53622	GASKET	3				0.002	0.0044
130	19077-53650	SEAL HEAT	3				0.005	0.011



16254-031-10

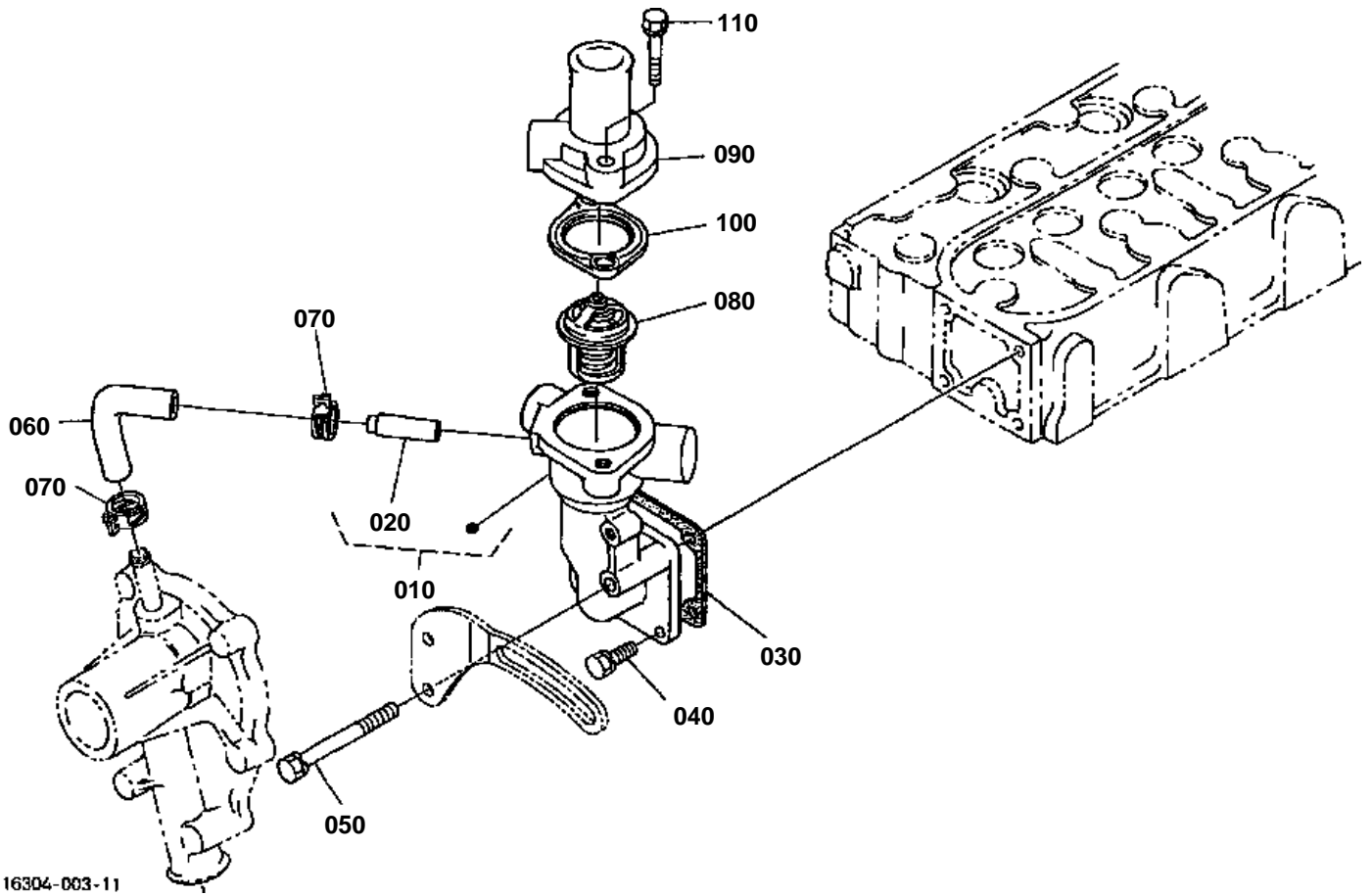


## FUEL PUMP(MECHANICAL)

↔ Interchangeable; ≠ not interchangeable; ← new for old; → old for new

REF.No	Part No.	Description	Q'ty	S.No.	I/C	REMARKS	Weight (kgf)	Weight (lb)
010	16241-52032	ASSY PUMP FUEL	1				0.13	0.286
020	16264-52140	GASKET FUEL PUMP	1				0.001	0.0022
030	02056-50060	NUT	2				0.002	0.0044
040	04512-60060	WASHER SPRING	2				0.001	0.0022

# WATER FLANGE AND THERMOSTAT





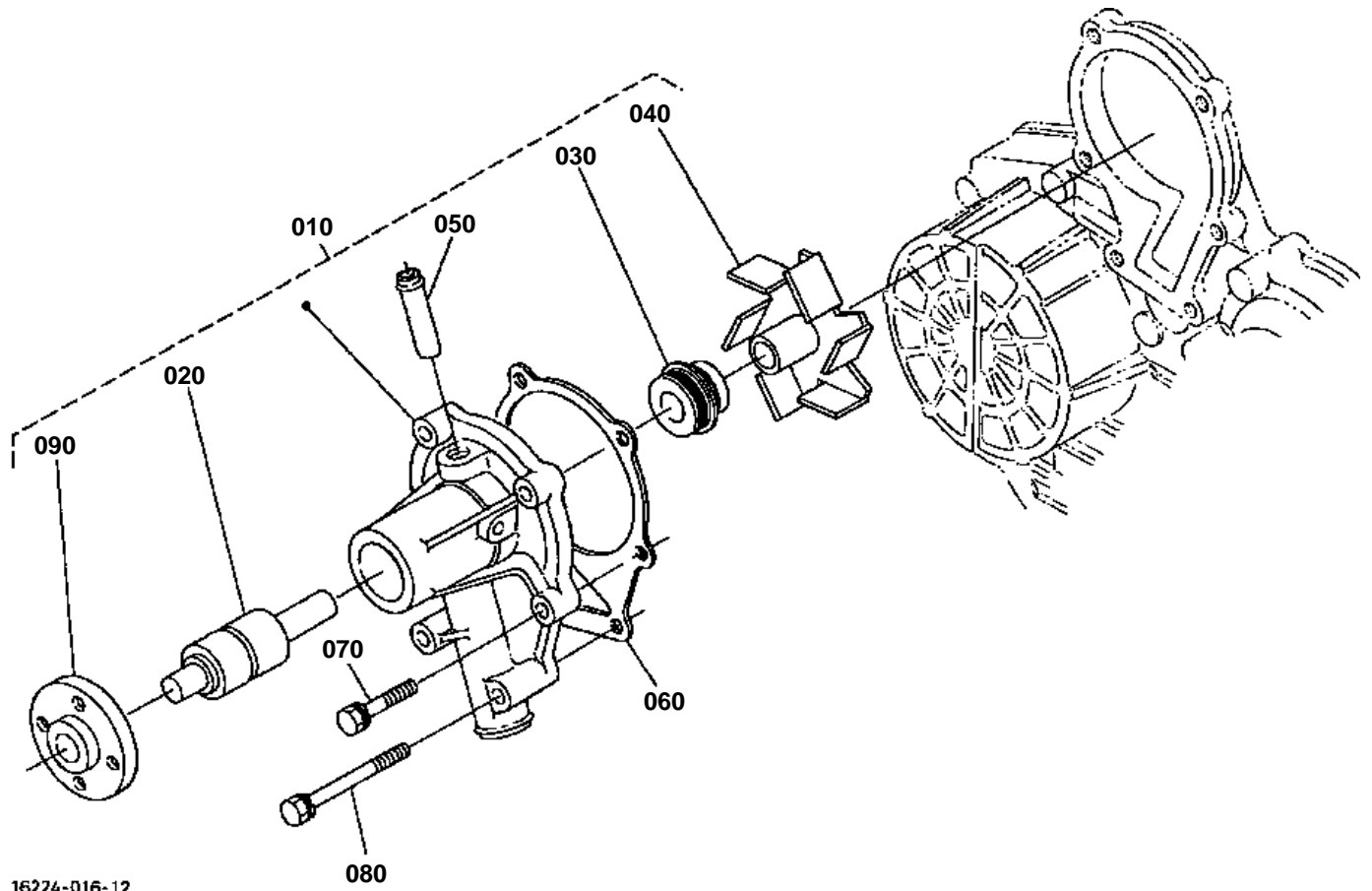


## WATER FLANGE AND THERMOSTAT

↔ Interchangeable; ≠ not interchangeable; ← new for old; → old for new

REF.No	Part No.	Description	Q'ty	S.No.	I/C	REMARKS	Weight (kgf)	Weight (lb)
010	16203-72700	COMP FLANGE WATER	1				0.25	0.55
020	16241-73370	PIPE WATER RETURN	1				0.007	0.0154
030	16264-72920	GASKET WATER FLANGE	1				0.001	0.0022
040	01023-50616	BOLT	3				0.005	0.011
050	01023-50655	BOLT	1				0.012	0.0264
060	16241-73350	PIPE WATER RETURN	1				0.015	0.033
070	16241-73360	BAND PIPE	2				0.003	0.0066
080	15321-73014	ASSY THERMOSTAT	1				0.07	0.154
090	16219-73260	COVER THERMOSTAT	1				0.094	0.2068
100	16221-73270	GASKET THERMOSTAT	1				0.01	0.022
110	01123-50835	BOLT	2				0.02	0.044

# WATER PUMP



16224-016-12

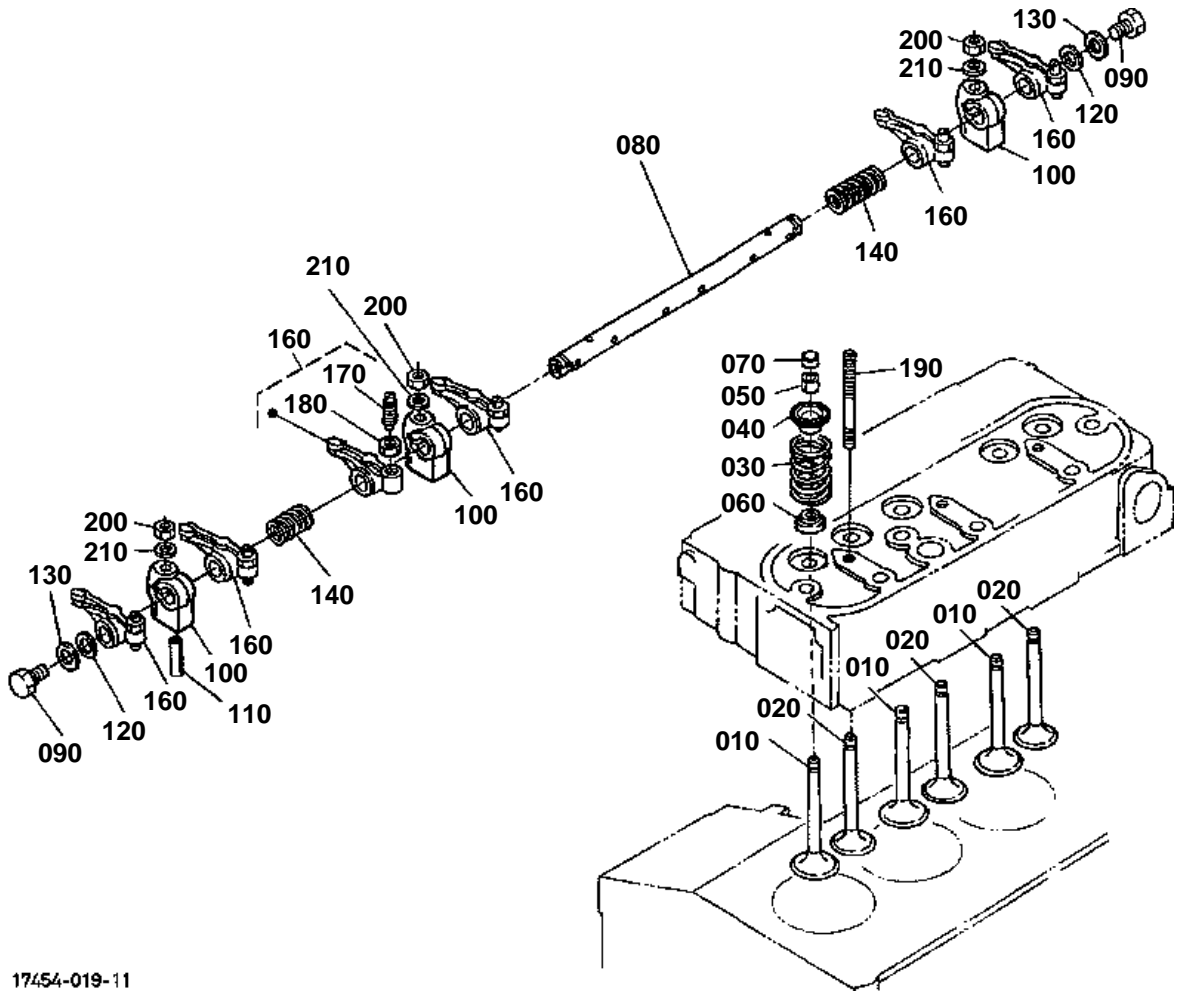


# WATER PUMP

↔ Interchangeable; ≠ not interchangeable; ← new for old; → old for new

REF.No	Part No.	Description	Q'ty	S.No.	I/C	REMARKS	Weight (kgf)	Weight (lb)
010	16251-73034	ASSY PUMP WATER	1				0.8	1.76
020	16259-73552	BEARING	1				0.21	0.462
030	1G642-73050	ASSY SEAL MECHANICAL	1				0.03	0.066
040	16259-73512	IMPELLER WATER PUMP	1				0.09	0.198
050	16241-73340	PIPE WATER RETURN	1				0.006	0.0132
060	16239-73430	GASKET WATER PUMP	1				0.007	0.0154
070	01023-50630	BOLT	4				0.008	0.0176
080	01023-50685	BOLT	2				0.018	0.0396
090	16259-73520	FLANGE WATER PUMP	1				0.15	0.33

# VALVE AND ROCKER ARM



17454-019-11

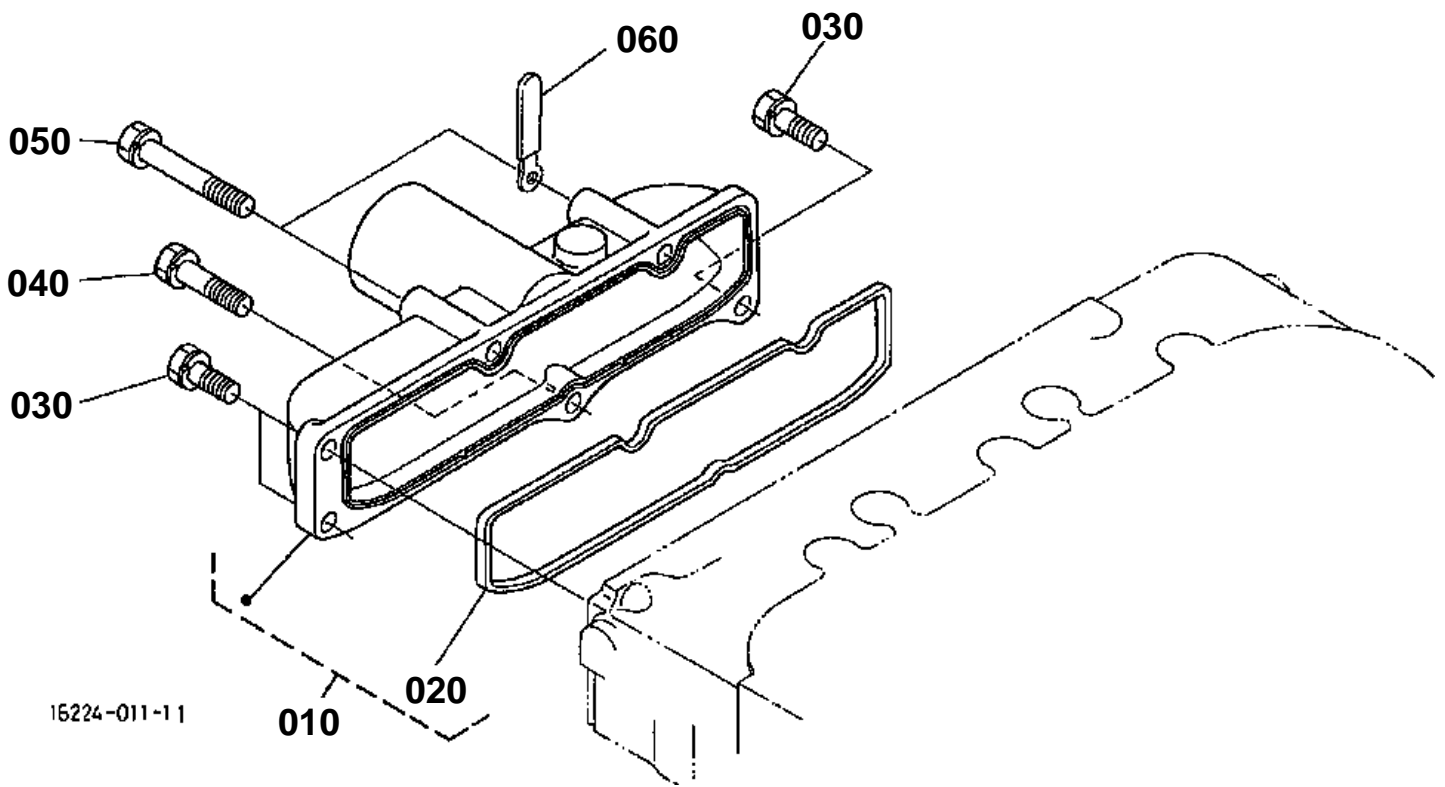


## VALVE AND ROCKER ARM

↔ Interchangeable; ≠ not interchangeable; ← new for old; → old for new

REF.No	Part No.	Description	Q'ty	S.No.	I/C	REMARKS	Weight (kgf)	Weight (lb)
010	16241-13110	VALVE INLET	3				0.05	0.11
020	16241-13120	VALVE EXHAUST	3				0.045	0.099
030	16271-13240	SPRING VALVE	6				0.015	0.033
040	16261-13330	RETAINER SPRING	6				0.016	0.0352
050	15261-13360	COLLET VALVE SPRING	6			SET	0.001	0.0022
060	1C010-13150	SEAL VALVE STEM	6				0.002	0.0044
070	16241-13280	CAP VALVE	6				0.005	0.011
080	16261-14264	SHAFT ROCKER ARM	1				0.16	0.352
090	01023-50610	BOLT	2				0.005	0.011
100	16241-14350	BRACKET ROCKER ARM	3				0.04	0.088
110	05411-00428	PIN SPRING	1				0.002	0.0044
120	16241-14430	WASHER R-ARM.SHAFT	2				0.002	0.0044
130	15841-94022	WASHER PLAIN	2				0.005	0.011
140	16241-14310	SPRING ROCKER ARM	2				0.004	0.0088
150	99999-99999	BLANK	0				0	0
160	16241-14032	ASSY ROCKER ARM	6				0.052	0.1144
170	16241-14230	SCREW ADJUSTING	6				0.008	0.0176
180	16241-14240	NUT	6				0.004	0.0088
190	16241-14410	STUD	3				0.022	0.0484
200	15261-92010	NUT	3				0.005	0.011
210	15261-94010	WASHER PLAIN	3				0.002	0.0044

INLET MANIFOLD



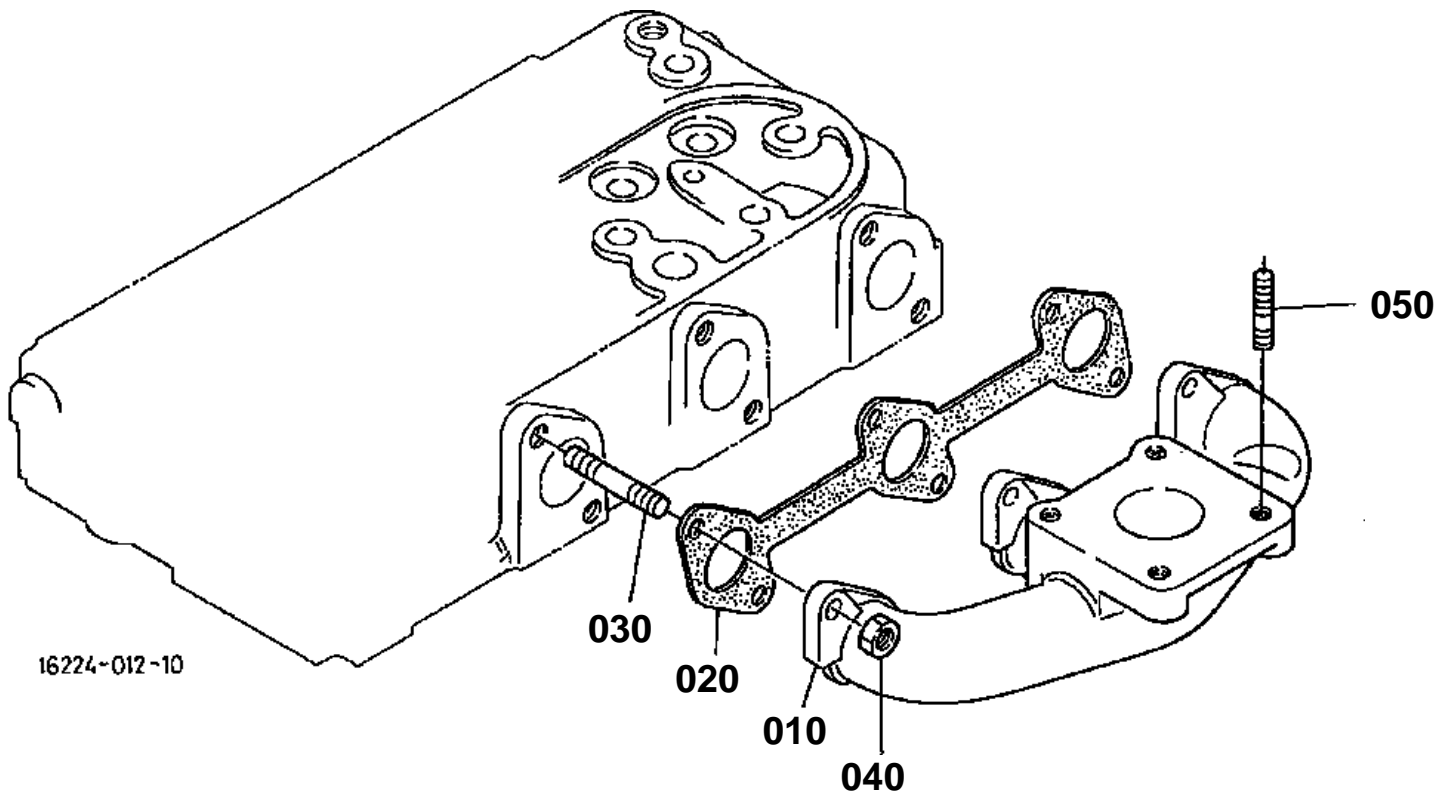


# INLET MANIFOLD

↔ Interchangeable; ≠ not interchangeable; ← new for old; → old for new

REF.No	Part No.	Description	Q'ty	S.No.	I/C	REMARKS	Weight (kgf)	Weight (lb)
010	16261-11770	ASSY MANIFOLD INLET	1				0.3	0.66
020	16261-11822	GASKET IN-MANIFOLD	1				0.01	0.022
030	01023-50618	BOLT	3				0.006	0.0132
040	01023-50630	BOLT	1				0.008	0.0176
050	01023-60650	BOLT	2				0.015	0.033
060	15272-67590	CLAMP CORD	1				0.004	0.0088

EXHAUST MANIFOLD





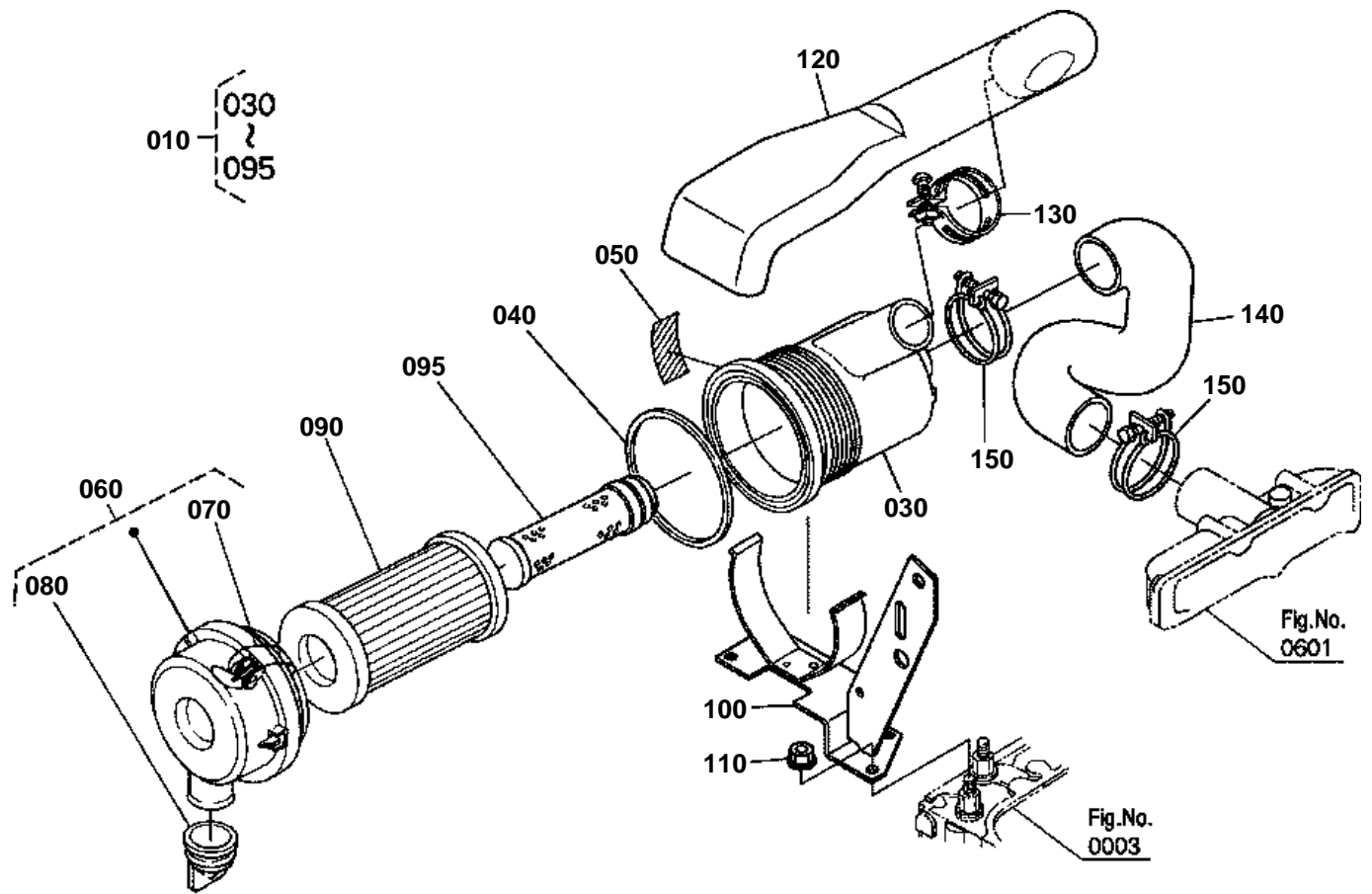


# EXHAUST MANIFOLD

↔ Interchangeable; ≠ not interchangeable; ← new for old; → old for new

REF.No	Part No.	Description	Q'ty	S.No.	I/C	REMARKS	Weight (kgf)	Weight (lb)
010	16265-12312	MANIFOLD EXHAUST	1				1.35	2.97
020	16261-12350	GASKET EX-MANIFOLD	1				0.019	0.0418
030	16241-91490	STUD	6				0.005	0.011
040	16271-92010	NUT	6				0.005	0.011
050	01513-50818	STUD	4				0.009	0.0198

AIR CLEANER



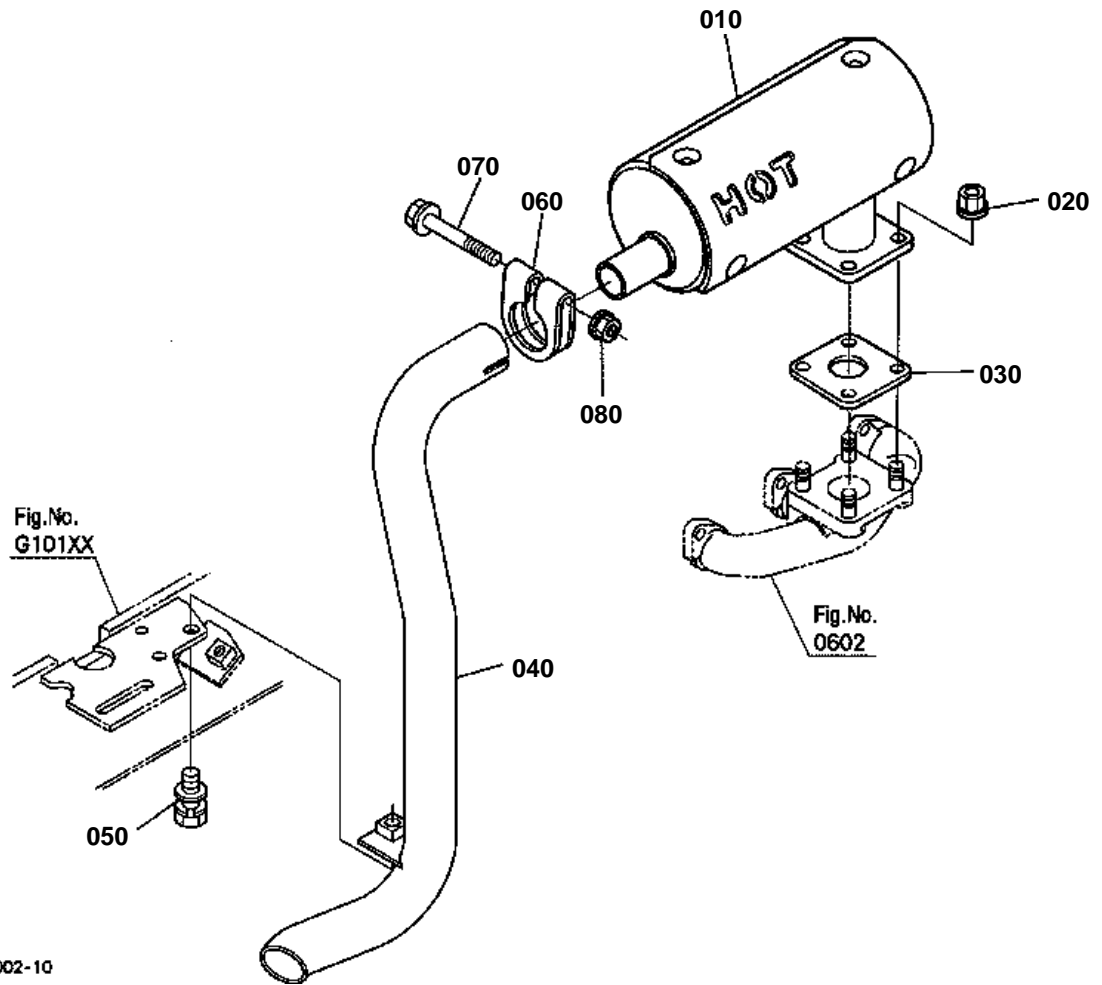
6C160-001-10

**AIR CLEANER**

↔ Interchangeable; ≠ not interchangeable; ← new for old; → old for new

REF.No	Part No.	Description	Q'ty	S.No.	I/C	REMARKS	Weight (kgf)	Weight (lb)
010	6C095-58200	ASSY CLEANER AIR	1				0.66	1.452
020	99999-99999	BLANK	0				0	0
030	6A100-82520	BODY AIR CLEANER	1				0.23	0.506
040	6A100-82530	GASKET	1				0.03	0.066
050	32721-58282	LABEL CAUTION	1				0.001	0.0022
060	6A100-82550	ASSY COVER A/C	1				0.179	0.3938
070	6A100-82570	SPRING	2				0.005	0.011
080	67980-82580	VALVE UNLOADER	1				0.011	0.0242
090	6C060-99410	ASSY ELEMENT	1				0.3	0.66
095	32721-58242	ELEMENT INNER	1				0.1	0.22
100	6A320-58230	BRACKET AIR CLEANER	1				0.56	1.232
110	02783-50100	NUT FLANGE	2				0.01	0.022
120	6C090-58250	HOSE INLET	1				0.13	0.286
130	15261-11720	BAND PIPE	1				0.03	0.066
140	6A320-58260	HOSE INLET	1				0.29	0.638
150	67955-58260	BAND AIR CLEANER	2				0.028	0.0616

MUFFLER



EC160-002-10


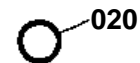
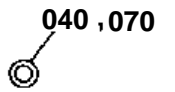
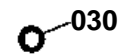
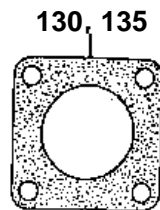
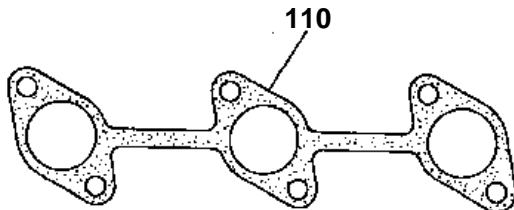
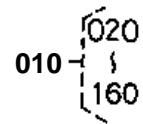
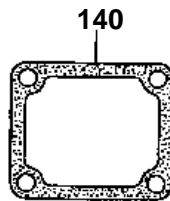
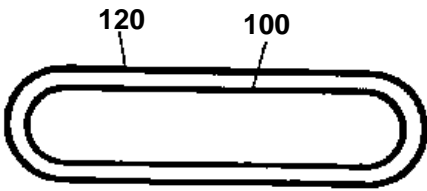
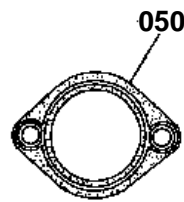
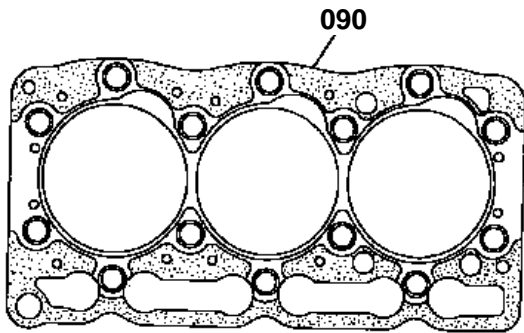


# MUFFLER

↔ Interchangeable; ≠ not interchangeable; ← new for old; → old for new

REF.No	Part No.	Description	Q'ty	S.No.	I/C	REMARKS	Weight (kgf)	Weight (lb)
010	6A320-58403	COMP.MUFFLER	1				1.97	4.334
020	02121-50080	NUT	4				0.01	0.022
030	15263-12370	GASKET MUFFLER NA	1				0.015	0.033
040	6C120-58430	PIPE EXHAUST	1				0.5	1.1
050	01125-50822	BOLT	1				0.015	0.033
060	15221-12433	CLAMP MUFFLER PIPE	1				0.05	0.11
070	01754-50855	BOLT FLANGE	1				0.02	0.044
080	02121-50080	NUT	1				0.01	0.022

UPPER GASKET KIT [OPTION]



16216-007-23

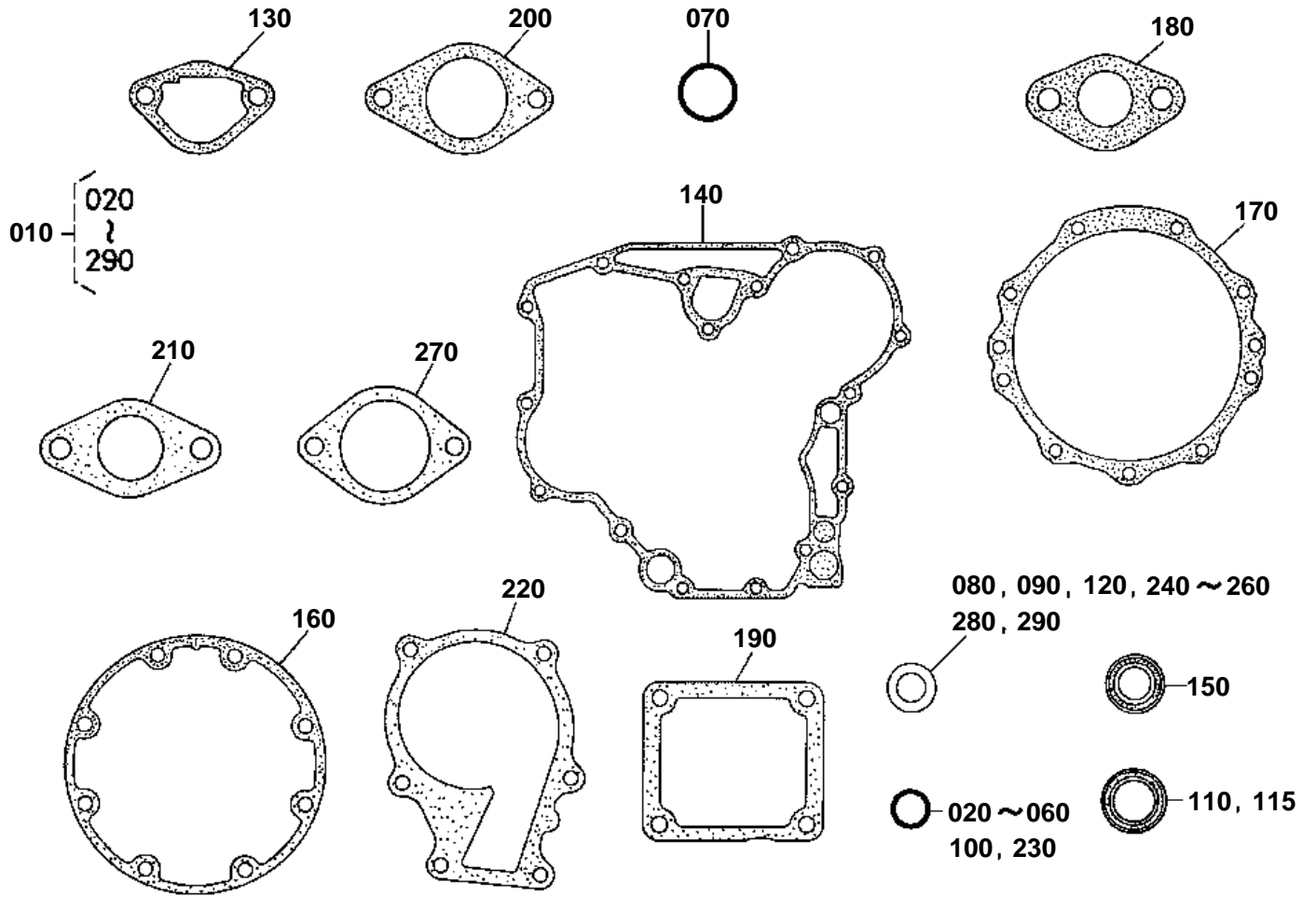


## UPPER GASKET KIT [OPTION]

↔ Interchangeable; ≠ not interchangeable; ← new for old; → old for new

REF.No	Part No.	Description	Q'ty	S.No.	I/C	REMARKS	Weight (kgf)	Weight (lb)
010	07916-27787	KIT GASKET UPPER	1				0.24	0.528
020	04814-50300	O RING	2				0.001	0.0022
030	15221-33700	O RING	1				0.001	0.0022
040	15601-96650	GASKET	1				0.001	0.0022
050	16221-73270	GASKET THERMOSTAT	1				0.01	0.022
060	15841-53622	GASKET	3				0.002	0.0044
070	15951-96660	GASKET	3				0.001	0.0022
080	1C010-13150	SEAL VALVE STEM	6				0.002	0.0044
090	16231-03310	GASKET CYLINDER HEAD	1				0.07	0.154
100	16261-11822	GASKET IN-MANIFOLD	1				0.01	0.022
110	16261-12350	GASKET EX-MANIFOLD	1				0.019	0.0418
120	16261-14520	GASKET HEAD COVER	1				0.01	0.022
130	15263-12370	GASKET MUFFLER NA	1				0.015	0.033
135	15313-12370	GASKET NA	1			OUT OF USE	0.008	0.0176
140	16264-72920	GASKET WATER FLANGE	1				0.001	0.0022
150	16261-96710	GASKET	1			OUT OF USE	0.002	0.0044
160	19077-53650	SEAL HEAT	3				0.005	0.011

LOWER GASKET KIT [OPTION]



16216-008-24

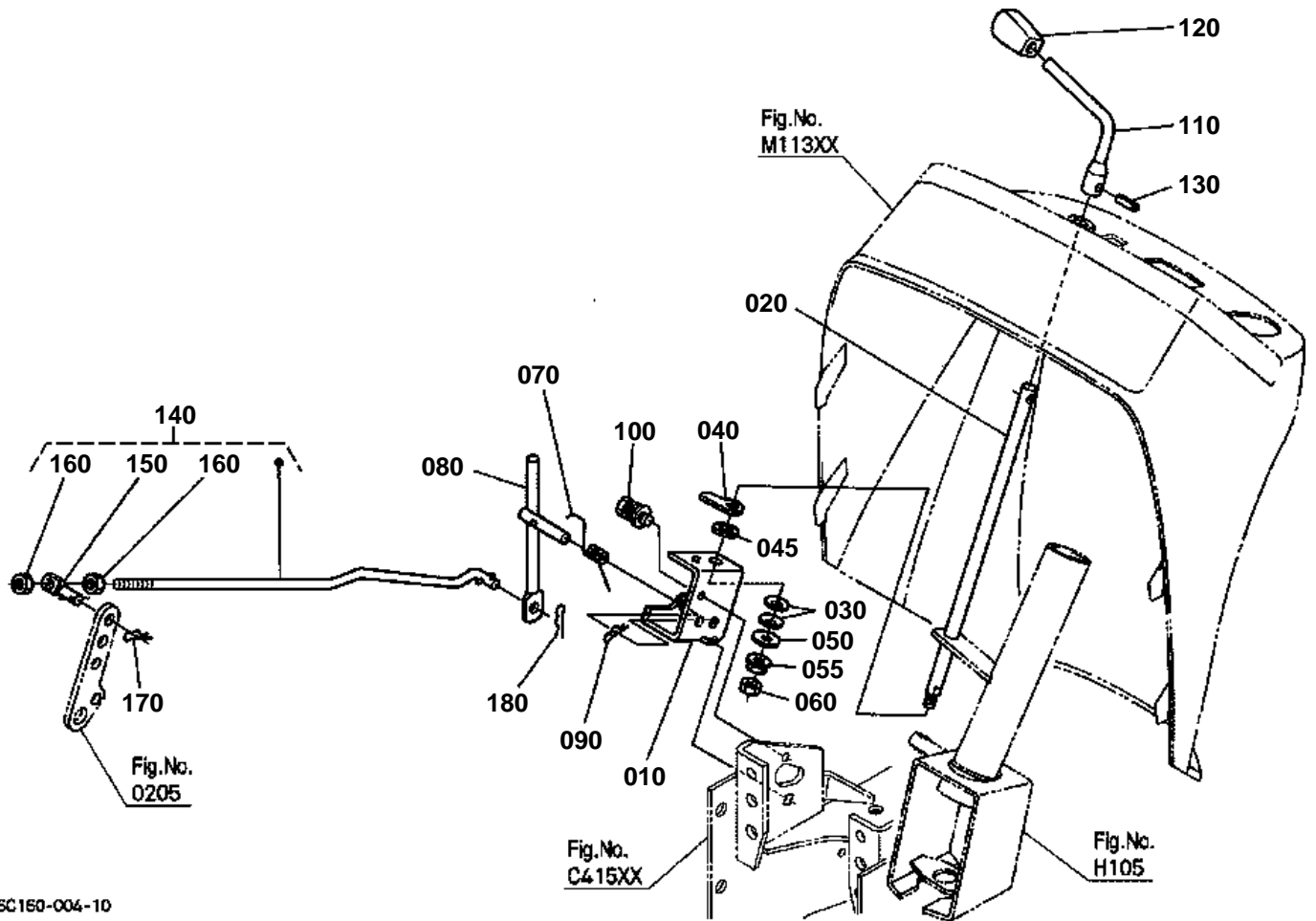


**LOWER GASKET KIT [OPTION]**

↔ Interchangeable; ≠ not interchangeable; ← new for old; → old for new

REF.No	Part No.	Description	Q'ty	S.No.	I/C	REMARKS	Weight (kgf)	Weight (lb)
010	07916-27798	LOWER GASKET KIT	1				0.26	0.572
020	04814-00100	O RING	1				0.001	0.0022
030	04814-00150	O RING	2			OUT OF USE	0.001	0.0022
040	04814-00160	O RING	1				0.001	0.0022
050	04814-06100	O RING	2			OUT OF USE	0.003	0.0066
060	04814-10280	O RING	1				0.001	0.0022
070	04811-10460	O RING	1				0.002	0.0044
080	15021-33660	GASKET	1				0.001	0.0022
090	6C090-58960	GASKET	1				0.002	0.0044
100	04814-00090	O RING	1			OUT OF USE	0.001	0.0022
110	16241-04460	SEAL OIL	1			OUT OF USE	0.02	0.044
115	16271-04460	SEAL OIL	1				0.04	0.088
120	15601-96650	GASKET	5				0.001	0.0022
130	16264-52140	GASKET FUEL PUMP	1				0.001	0.0022
140	16264-04130	GASKET GEAR CASE	1				0.01	0.022
150	16241-04212	SEAL OIL	1				0.012	0.0264
160	16264-04360	GASKET BRG.CASE	1				0.002	0.0044
170	16264-04820	GASKET	1				0.008	0.0176
180	16299-56260	GASKET	1				0.002	0.0044
190	16264-57210	GASKET	1				0.002	0.0044
200	16264-88130	GASKET H/METER UNIT	1				0.002	0.0044
210	16299-60150	GASKET	1				0.003	0.0066
220	16239-73430	GASKET WATER PUMP	1				0.007	0.0154
230	04814-10070	O RING	1				0.001	0.0022
240	04724-00100	GASKET	1			OUT OF USE	0.001	0.0022
250	1G021-96650	GASKET	1				0.001	0.0022
260	04714-00200	GASKET	1			OUT OF USE	0.002	0.0044
270	16299-83110	GASKET PUMP COVER NA	1			OUT OF USE	0.005	0.011
280	15841-96650	GASKET	2				0.001	0.0022
290	15861-96650	GASKET	1				0.001	0.0022

ACCELERATOR LEVER



6C150-004-10

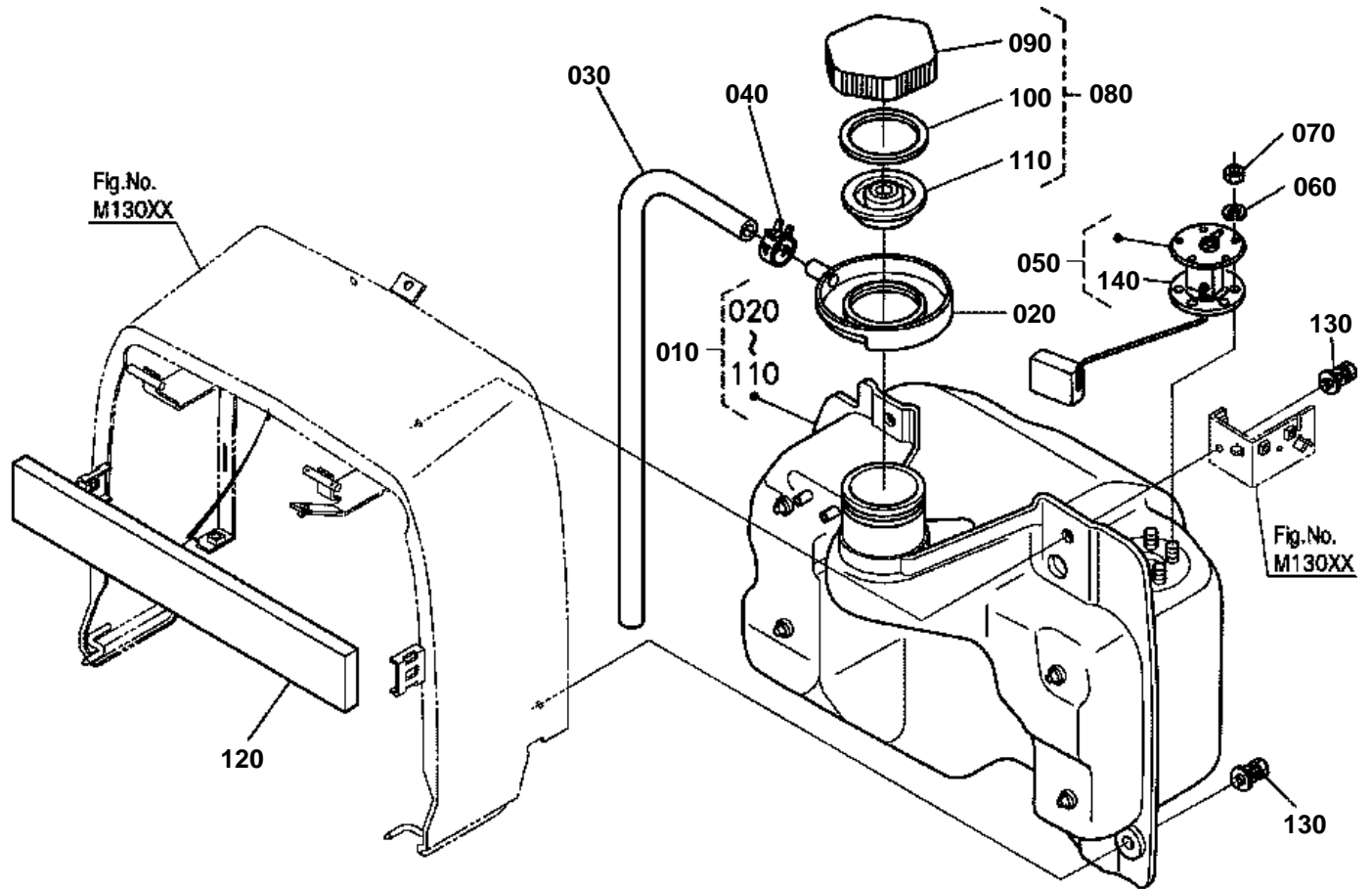


## ACCELERATOR LEVER

↔ Interchangeable; ≠ not interchangeable; ← new for old; → old for new

REF.No	Part No.	Description	Q'ty	S.No.	I/C	REMARKS	Weight (kgf)	Weight (lb)
010	6C040-43212	BRACKET ACCEL.	1				0.163	0.3586
020	6C040-43220	ROD ACCEL.	1				0.35	0.77
030	66116-51530	SPRING PLATE	2				0.003	0.0066
040	6C040-43250	ARM ACCELERATOR	1				0.04	0.088
045	6C040-43380	WASHER ACCEL.	1				0.004	0.0088
050	04015-60080	WASHER PLAIN	1				0.01	0.022
055	02751-50080	NUT FLANGE	1				0.006	0.0132
060	02156-50080	NUT	1				0.004	0.0088
070	6C040-43290	SPRING	1				0.005	0.011
080	6C050-43230	LINK ACCEL.	1				0.135	0.297
090	05525-61000	PIN SNAP	1				0.002	0.0044
100	01125-60820	BOLT	1				0.015	0.033
110	6C040-43244	LEVER ACCEL.	1				0.115	0.253
120	TA040-49873	GRIP	1				0.024	0.0528
130	05411-00520	PIN SPRING	1				0.002	0.0044
140	6C140-43302	ASSY ROD RELEASE	1				0.11	0.242
150	6C040-43280	CONNECTOR	1				0.008	0.0176
160	02014-50060	NUT	2				0.002	0.0044
170	05525-50800	PIN SNAP	1				0.001	0.0022
180	05525-60600	PIN SNAP	1				0.001	0.0022

# FUEL TANK



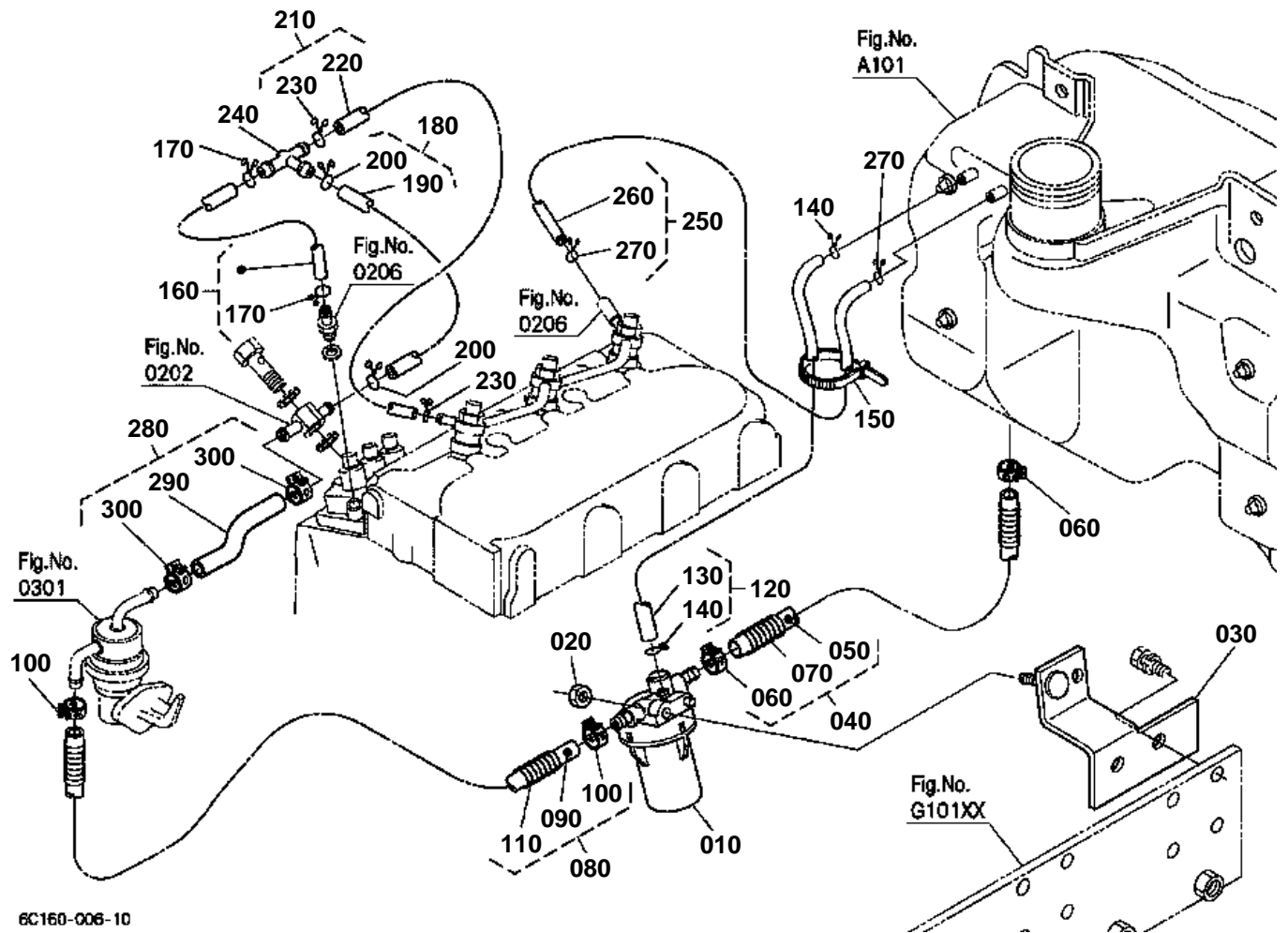
6C160-005-10

**FUEL TANK**

↔ Interchangeable; ≠ not interchangeable; ← new for old; → old for new

REF.No	Part No.	Description	Q'ty	S.No.	I/C	REMARKS	Weight (kgf)	Weight (lb)
010	6C120-54705	ASSY TANK FUEL	1				3.8	8.36
020	6C090-54740	TRAY FUEL	1				0.04	0.088
030	6C120-54760	PIPE	1				0.09	0.198
040	09318-88185	CLAMP HOSE	1				0.004	0.0088
050	6C120-54750	GAUGE FUEL	1				0.14	0.308
060	04512-60050	WASHER SPRING	5				0.002	0.0044
070	02054-60050	NUT	5				0.003	0.0066
080	6A100-54910	ASSY CAP FUEL	1				0.105	0.231
090	6A100-54920	CAP FUEL	1				0.041	0.0902
100	6A100-54942	SPACER	1				0.001	0.0022
110	6A100-54952	GASKET	1				0.02	0.044
120	6C090-54790	SPONGE	1				0.018	0.0396
130	01127-50820	BOLT	4				0.02	0.044
140	6A320-85812	GASKET GAUGE	1				0.005	0.011

# FUEL PIPE

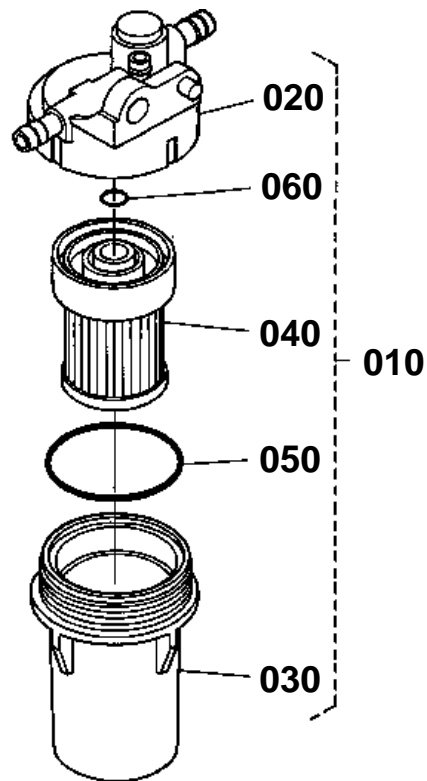


6C160-006-10

**FUEL PIPE**

↔ Interchangeable; ≠ not interchangeable; ← new for old; → old for new

REF.No	Part No.	Description	Q'ty	S.No.	I/C	REMARKS	Weight (kgf)	Weight (lb)
010	6A320-58862	ASSY FILTER FUEL	1				0.09	0.198
020	02121-50080	NUT	1				0.01	0.022
030	6C140-58312	STAY FUEL FILTER	1				0.17	0.374
040	6C090-54812	ASSY TUBE FUEL	1				0.04	0.088
050	09661-80260	TUBE FUEL	1				0.03	0.066
060	14911-42750	CLIP PIPE	2				0.002	0.0044
070	67111-58320	SPRING PIPE PROTECT.	1				0.02	0.044
080	6C040-59410	ASSY TUBE FUEL	1				0.058	0.1276
090	09661-70380	TUBE FUEL	1				0.04	0.088
100	14911-42750	CLIP PIPE	2				0.002	0.0044
110	76611-53370	SPRING PIPE PROTECT.	1				0.01	0.022
120	6C090-54850	ASSY PIPE AIR VENT	1				0.026	0.0572
130	09661-40460	TUBE FUEL	1				0.024	0.0528
140	14971-42750	CLIP PIPE	2				0.001	0.0022
150	55311-41260	BAND CORD	1				0.007	0.0154
160	17208-42500	ASSY PIPE OVER FLOW	1				0.007	0.0154
170	14971-42750	CLIP PIPE	2				0.001	0.0022
180	16282-42020	ASSY PIPE OVER FLOW	1				0.01	0.022
190	09661-40040	TUBE FUEL	1				0.005	0.011
200	14971-42750	CLIP PIPE	2				0.001	0.0022
210	17208-42030	ASSY PIPE OVER FLOW	1				0.006	0.0132
220	09661-40100	TUBE FUEL	1				0.006	0.0132
230	14971-42750	CLIP PIPE	2				0.001	0.0022
240	K3511-58390	JOINT T-PIPE	1	≤=54149			0.001	0.0022
240	1C020-42360	JOINT T-PIPE	1	≥=54150	←		0.002	0.0044
250	6C040-59450	ASSY PIPE OVER FLOW	1				0.017	0.0374
260	09661-40300	TUBE FUEL	1				0.016	0.0352
270	14971-42750	CLIP PIPE	2				0.001	0.0022
280	16032-42010	ASSY TUBE FUEL	1				0.012	0.0264
290	09661-80075	TUBE FUEL	1				0.01	0.022
300	14911-42750	CLIP PIPE	2				0.002	0.0044



6A320-010-10

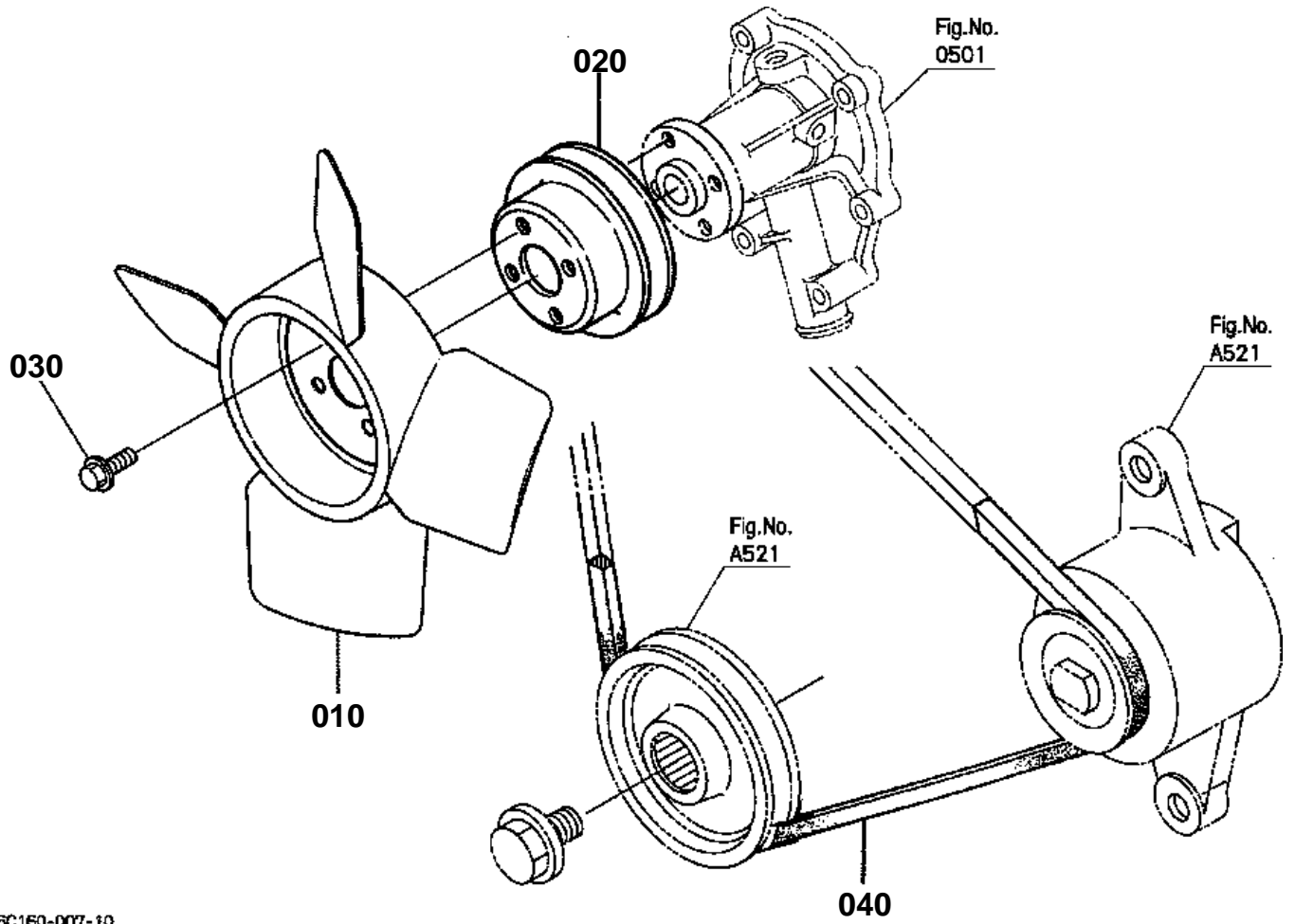




## FUEL FILTER [COMPONENT PARTS]

↔ Interchangeable; ≠ not interchangeable; ← new for old; → old for new

REF.No	Part No.	Description	Q'ty	S.No.	I/C	REMARKS	Weight (kgf)	Weight (lb)
010	6A320-58862	ASSY FILTER FUEL	1				0.09	0.198
020	6A320-59912	BODY	1				0.035	0.077
030	6A320-59920	CUP	1				0.03	0.066
040	6A320-59930	FILTER	1				0.025	0.055
050	6A320-59940	O-RING	1				0.001	0.0022
060	6A320-59950	O-RING	1				0.001	0.0022

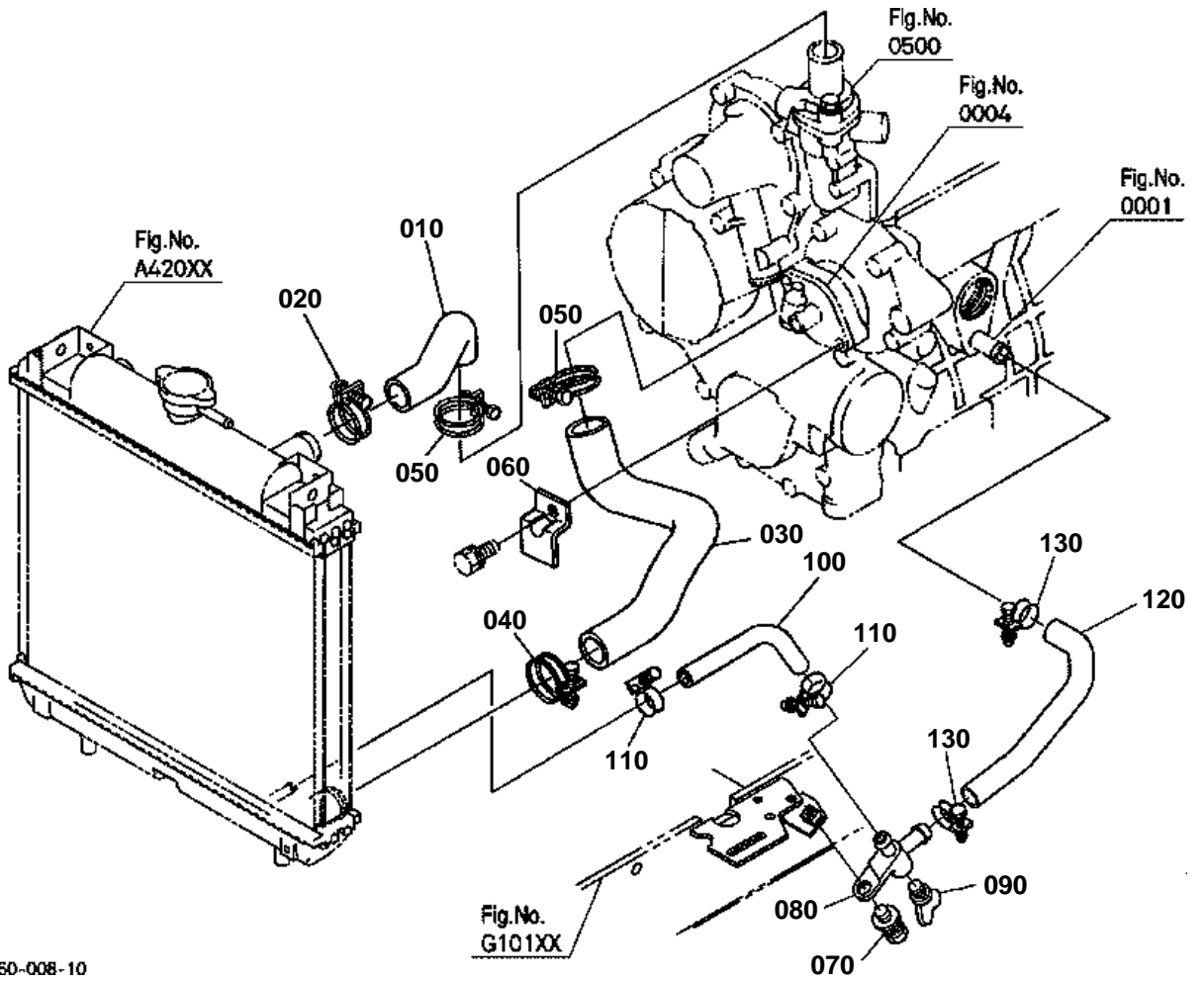


6C160-007-10

**FAN**

↔ Interchangeable; ≠ not interchangeable; ← new for old; → old for new

REF.No	Part No.	Description	Q'ty	S.No.	I/C	REMARKS	Weight (kgf)	Weight (lb)
010	6A330-59230	FAN	1				0.29	0.638
020	16263-74250	PULLEY FAN	1				0.21	0.462
030	01754-50612	BOLT FLANGE	4				0.005	0.011
040	16241-97010	V BELT	1				0.08	0.176



6C160-008-10

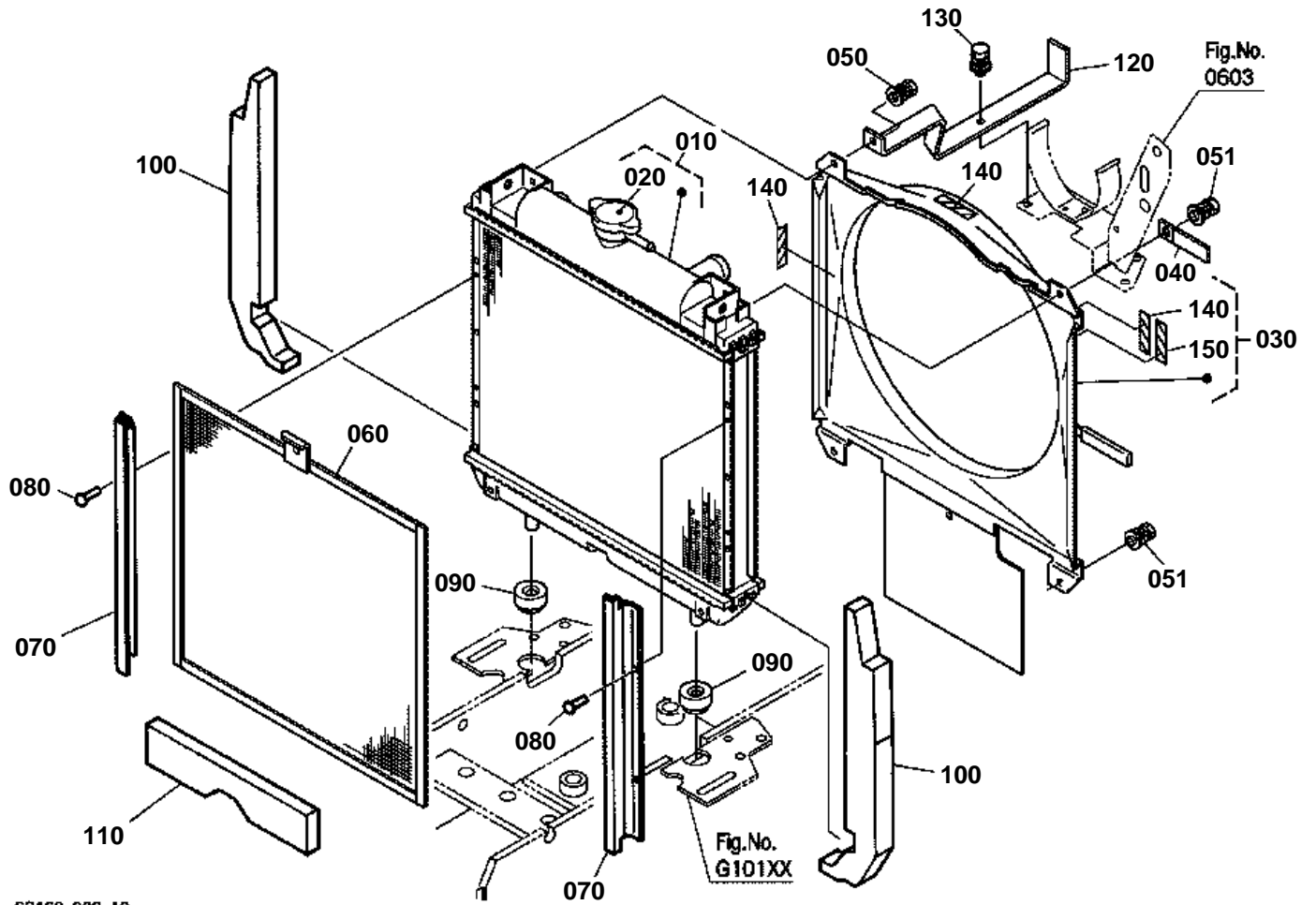


# WATER PIPE

↔ Interchangeable; ≠ not interchangeable; ← new for old; → old for new

REF.No	Part No.	Description	Q'ty	S.No.	I/C	REMARKS	Weight (kgf)	Weight (lb)
010	6C120-58630	HOSE WATER	1				0.1	0.22
020	67955-58630	CLAMP HOSE	1				0.025	0.055
030	6A320-58570	HOSE WATER	1				0.16	0.352
040	67955-58630	CLAMP HOSE	1				0.025	0.055
050	67955-58630	CLAMP HOSE	2				0.025	0.055
060	6C040-58640	CLAMP WATER HOSE	1				0.031	0.0682
070	01125-50822	BOLT	1				0.015	0.033
080	6C040-58650	COCK	1				0.017	0.0374
090	55364-82110	COCK DRAIN	1				0.005	0.011
100	6C090-58680	HOSE DRAIN	1				0.025	0.055
110	6C040-58720	CLAMP HOSE	2				0.017	0.0374
120	6A320-58690	HOSE DRAIN	1				0.04	0.088
130	6C040-58730	CLAMP HOSE	2				0.017	0.0374

RADIATOR [A] [CA]



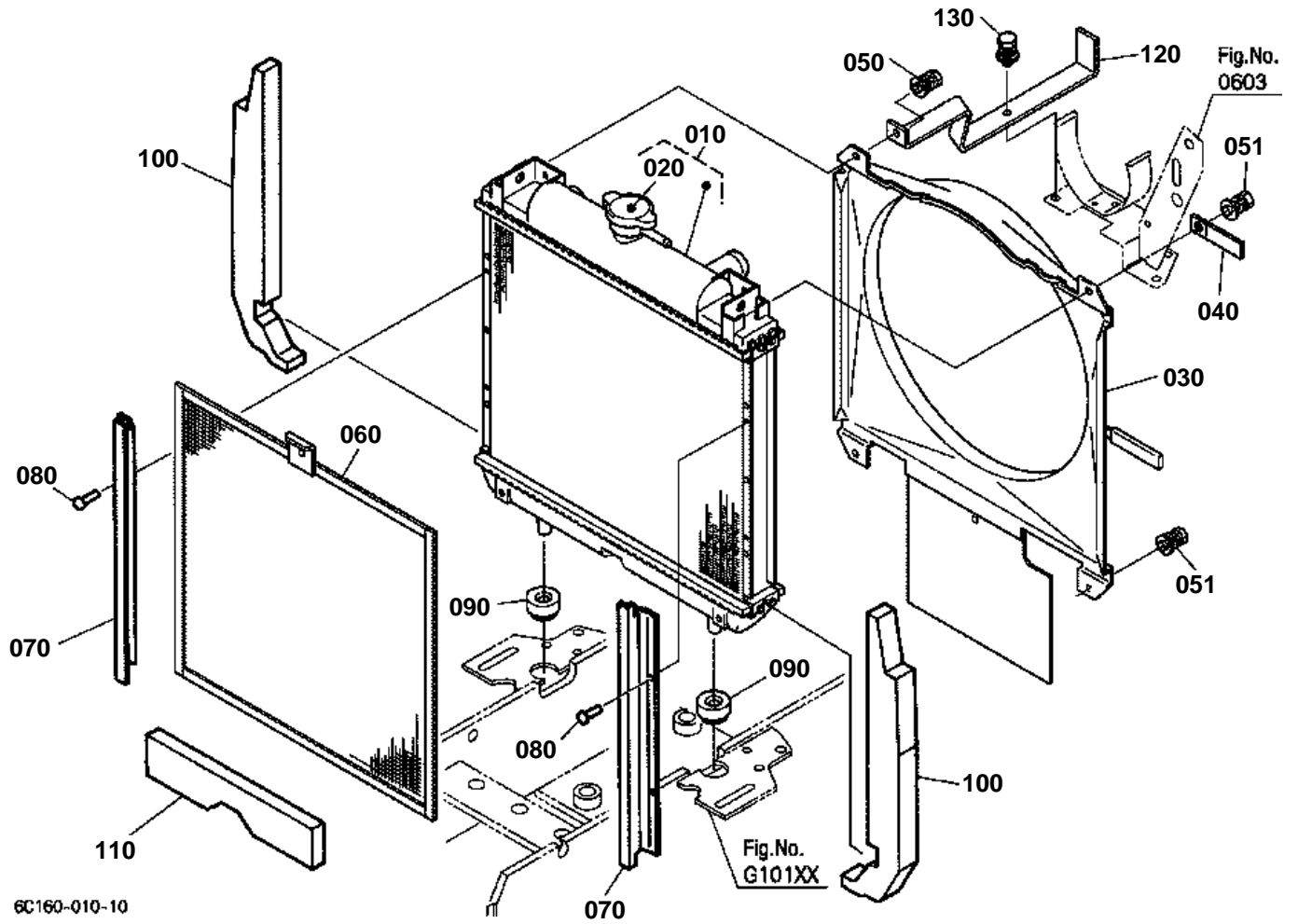
6C160-009-10

**RADIATOR [A] [CA]**

↔ Interchangeable; ≠ not interchangeable; ← new for old; → old for new

REF.No	Part No.	Description	Q'ty	S.No.	I/C	REMARKS	Weight (kgf)	Weight (lb)
010	6C120-58500	ASSY RADIATOR	1				2.5	5.5
020	17214-72020	ASSY CAP RADIATOR	1				0.05	0.11
030	6C120-99302	KIT SHROUD FAN	1				0.56	1.232
040	15272-67590	CLAMP CORD	1				0.004	0.0088
050	01025-50616	BOLT	1				0.005	0.011
051	01025-50612	BOLT	3				0.005	0.011
060	6C120-58530	NET RADIATOR	1				0.24	0.528
070	6C090-58540	GUIDE	2				0.107	0.2354
080	54102-24410	RIVET	4				0.001	0.0022
090	6C040-58580	CUSHION RADIATOR	2				0.021	0.0462
100	6C090-54453	TAPE RADIATOR	2				0.03	0.066
110	6C090-54470	TAPE RADIATOR	1				0.017	0.0374
120	6C120-58590	STAY RADIATOR	1				0.21	0.462
130	01025-50616	BOLT	1				0.005	0.011
140	6C090-49580	LABEL FAN WARNING	3				0.001	0.0022
150	6C090-49590	LABEL MUFFLER	1				0.005	0.011

RADIATOR [EXCEPT [A] [CA]]



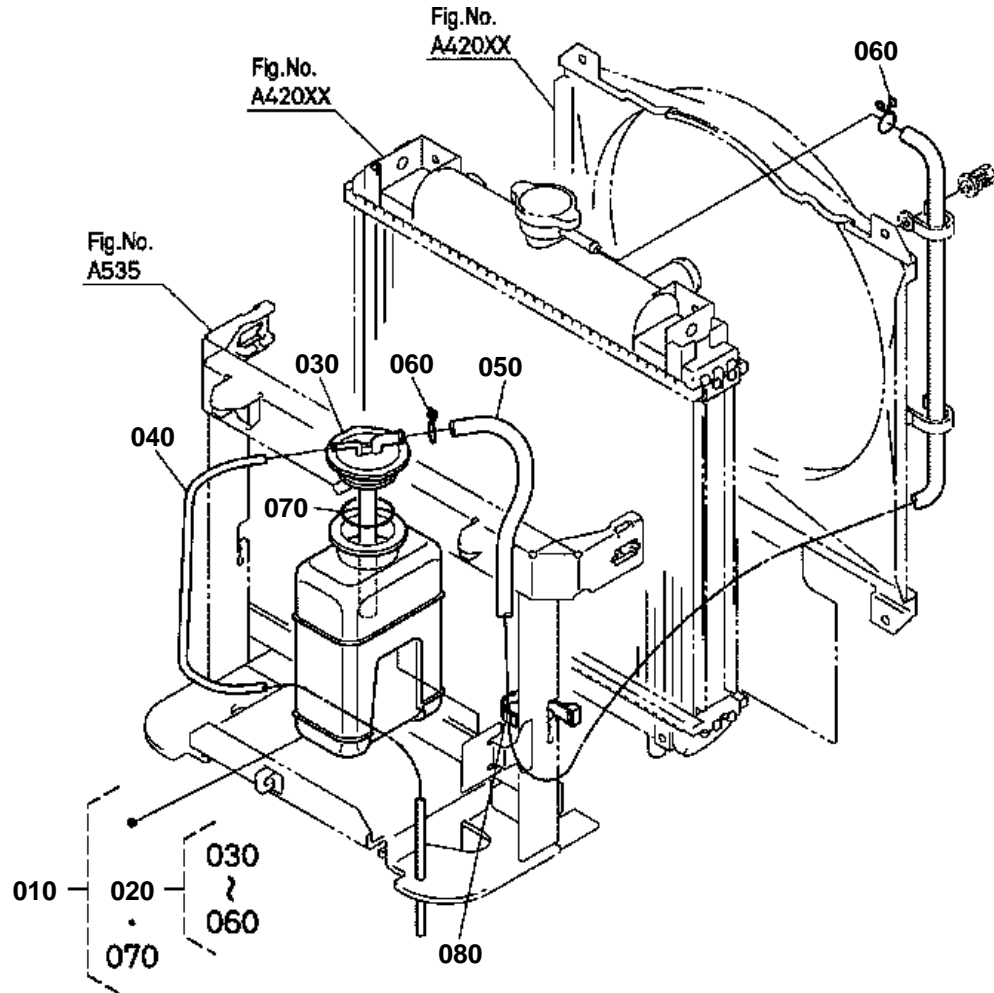


**RADIATOR [EXCEPT [A] [CA]]**

↔ Interchangeable; ≠ not interchangeable; ← new for old; → old for new

REF.No	Part No.	Description	Q'ty	S.No.	I/C	REMARKS	Weight (kgf)	Weight (lb)
010	6C120-58500	ASSY RADIATOR	1				2.5	5.5
020	17214-72020	ASSY CAP RADIATOR	1				0.05	0.11
030	6C120-58613	SHROUD FAN	1				0.001	0.0022
040	15272-67590	CLAMP CORD	1				0.004	0.0088
050	01025-50616	BOLT	1				0.005	0.011
051	01025-50612	BOLT	3				0.005	0.011
060	6C120-58530	NET RADIATOR	1				0.24	0.528
070	6C090-58540	GUIDE	2				0.107	0.2354
080	54102-24410	RIVET	4				0.001	0.0022
090	6C040-58580	CUSHION RADIATOR	2				0.021	0.0462
100	6C090-54453	TAPE RADIATOR	2				0.03	0.066
110	6C090-54470	TAPE RADIATOR	1				0.017	0.0374
120	6C120-58590	STAY RADIATOR	1				0.21	0.462
130	01025-50616	BOLT	1				0.005	0.011

RESERVE TANK



6C160-011-10

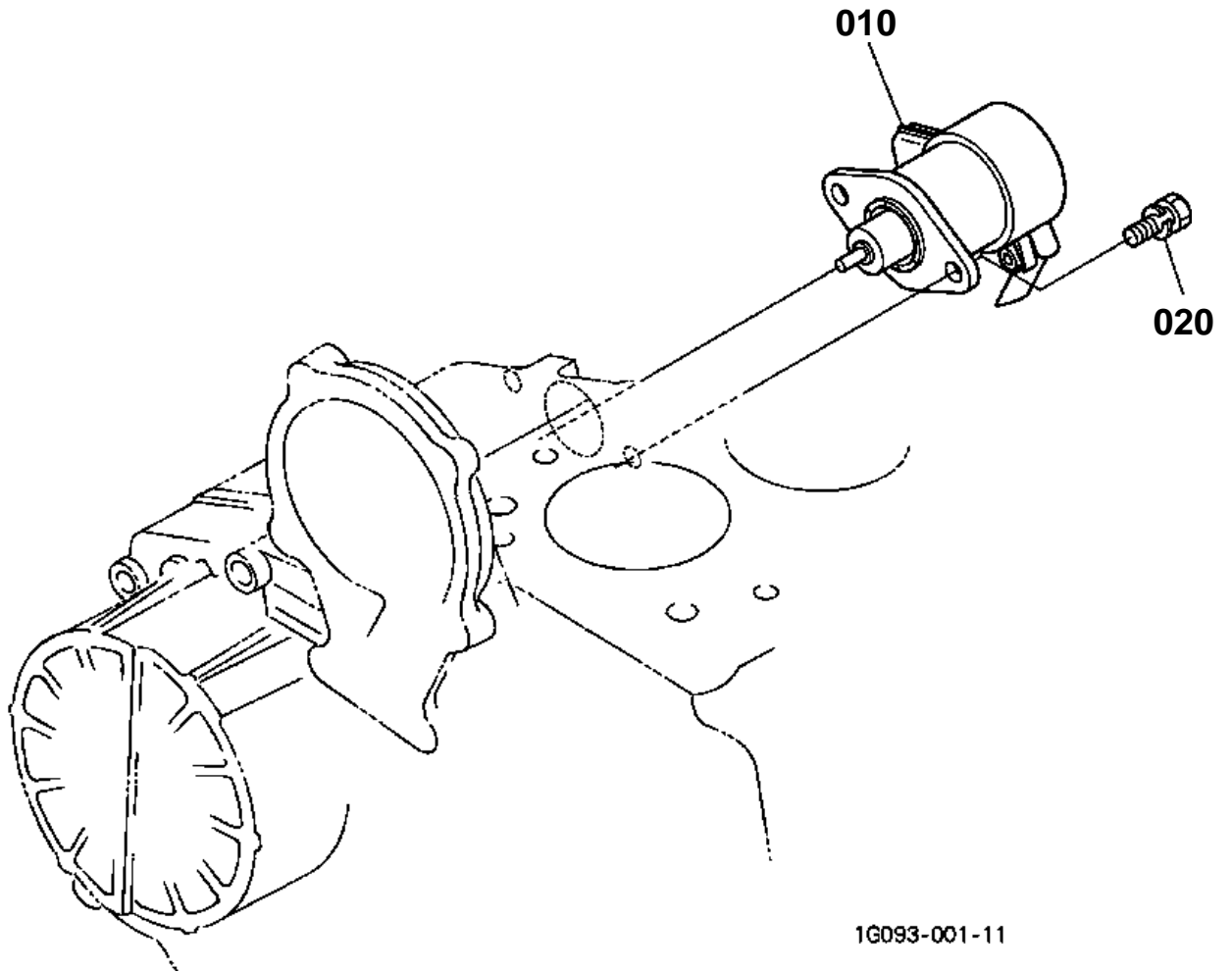


# RESERVE TANK

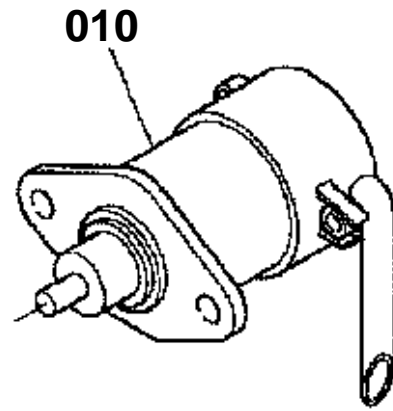
↔ Interchangeable; ≠ not interchangeable; ← new for old; → old for new

REF.No	Part No.	Description	Q'ty	S.No.	I/C	REMARKS	Weight (kgf)	Weight (lb)
010	6A320-58812	ASSY TANK RESERVE	1				0.28	0.616
020	6A320-58822	ASSY CAP	1				0.08	0.176
030	37410-88640	CAP	1				0.01	0.022
040	6A320-58830	TUBE	1				0.007	0.0154
050	6A320-58840	TUBE	1				0.05	0.11
060	37410-88680	CLIP	2				0.003	0.0066
070	37410-88630	O RING	1				0.001	0.0022
080	53581-64150	BAND CORD	1				0.002	0.0044

STOP SOLENOID



# OLD PARTS



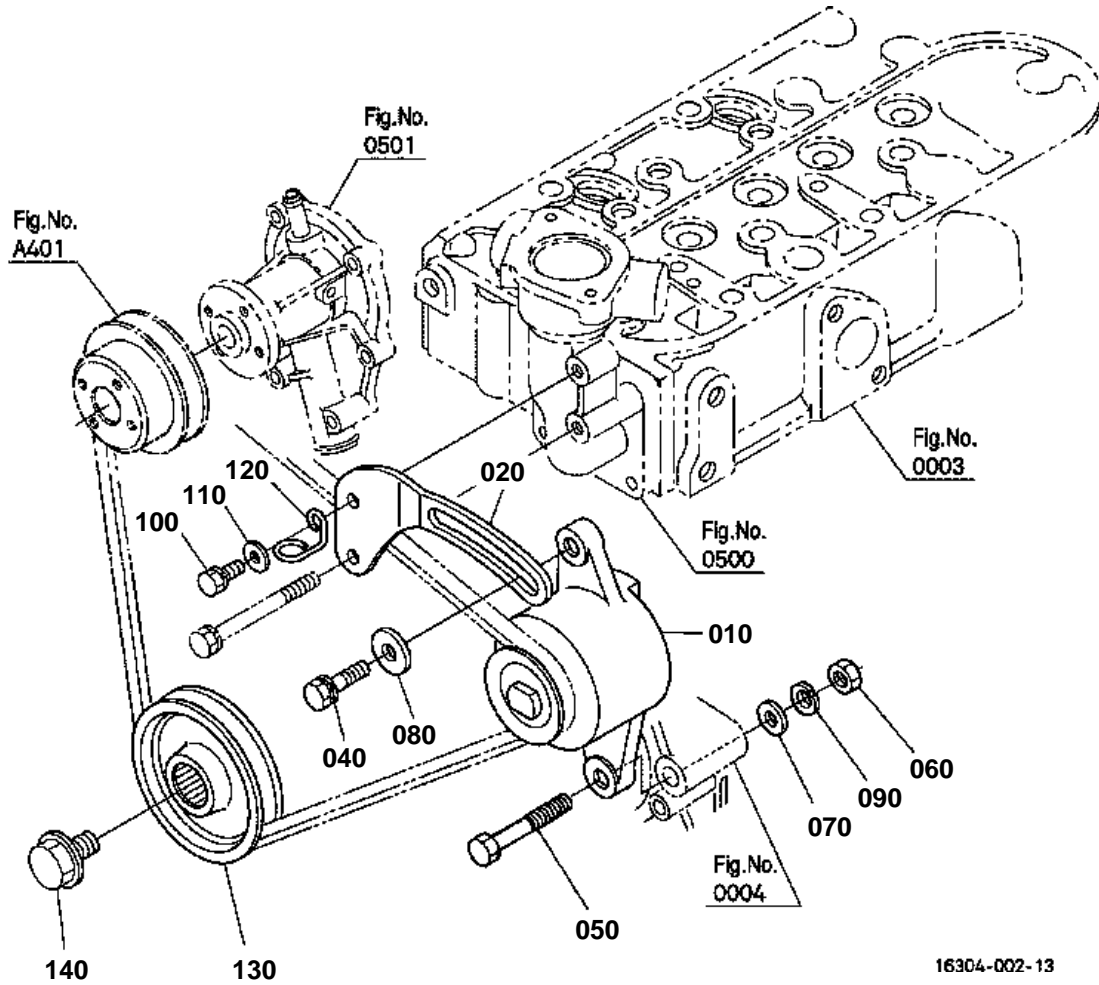
6C070-808-10



# STOP SOLENOID

↔ Interchangeable; ≠ not interchangeable; ← new for old; → old for new

REF.No	Part No.	Description	Q'ty	S.No.	I/C	REMARKS	Weight (kgf)	Weight (lb)
010	17208-60010	ASSY SOLENOID STOP	1				0.28	0.616
010	32721-60010	SOLENOID STOP	1		↔		0.28	0.616
020	01202-50614	BOLT	2				0.006	0.0132



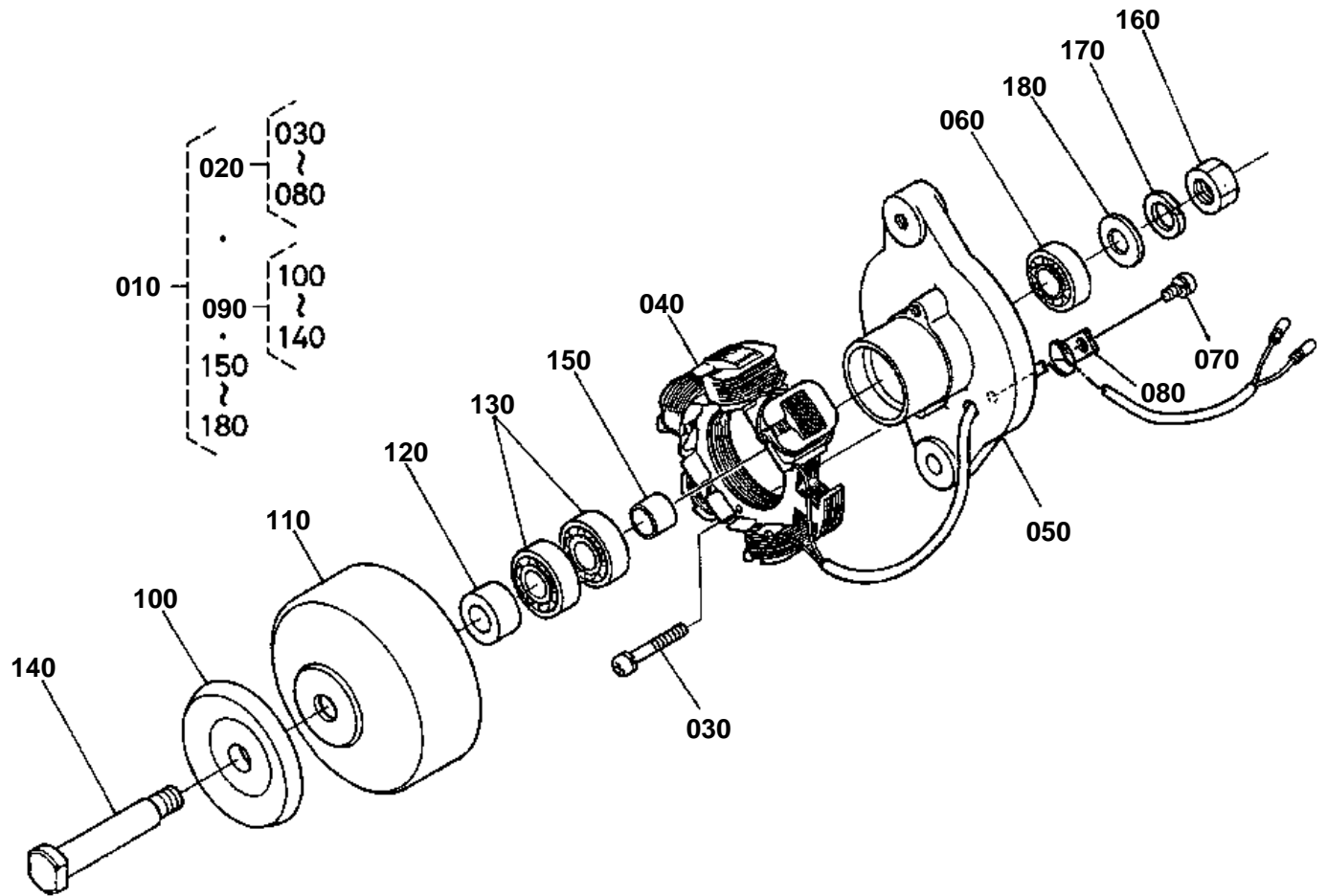
16304-002-13

**DYNAMO**

↔ Interchangeable; ≠ not interchangeable; ← new for old; → old for new

REF.No	Part No.	Description	Q'ty	S.No.	I/C	REMARKS	Weight (kgf)	Weight (lb)
010	6C040-59250	ASSY DYNAMO	1				1.33	2.926
020	16225-64420	STAY DYNAMO	1				0.084	0.1848
030	99999-99999	BLANK	0				0	0
040	01123-50830	BOLT	1				0.015	0.033
050	01153-50860	BOLT	1				0.024	0.0528
060	02112-50080	NUT	1				0.003	0.0066
070	04012-50080	WASHER PLAIN	1				0.001	0.0022
080	04015-60080	WASHER PLAIN	1				0.01	0.022
090	04512-60080	WASHER SPRING	1				0.002	0.0044
100	01023-50618	BOLT	1				0.006	0.0132
110	04012-50060	WASHER PLAIN	1				0.001	0.0022
120	16271-83370	CLAMP CORD	1				0.005	0.011
130	16261-74280	PULLEY FAN DRIVE	1				1.14	2.508
140	16241-91020	BOLT FAN DRIVE	1				0.1	0.22



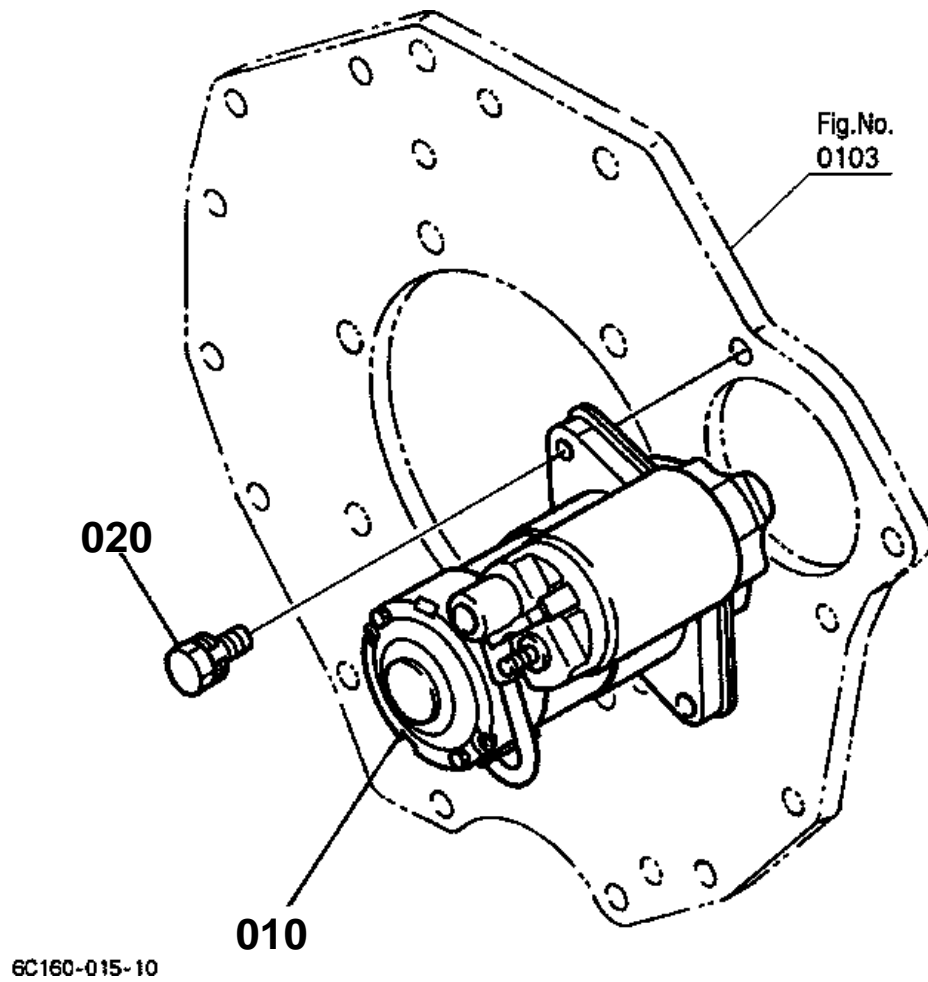


6C040-009-11

**DYNAMO [COMPONENT PARTS]**

↔ Interchangeable; ≠ not interchangeable; ← new for old; → old for new

REF.No	Part No.	Description	Q'ty	S.No.	I/C	REMARKS	Weight (kgf)	Weight (lb)
010	6C040-59250	ASSY DYNAMO	1				1.33	2.926
020	6C040-59260	COMP.STATOR	1				0.55	1.21
030	15261-93010	SCREW ROUND HEAD	2				0.003	0.0066
040	15531-64292	STATOR	1				0.29	0.638
050	6C040-82880	PLATE	1				0.267	0.5874
060	15531-74180	BEARING BALL	1				0.04	0.088
070	15531-93010	SCREW ROUND HEAD	1				0.002	0.0044
080	15531-64190	CLAMP CORD	1				0.005	0.011
090	6C040-59270	COMP.FLYWHEEL	1				0.75	1.65
100	15531-64110	PULLEY	1				0.15	0.33
110	6C040-82850	FLYWHEEL DYNAMO	1				0.48	1.056
120	6C040-82860	COLLAR	1				0.014	0.0308
130	15531-74180	BEARING BALL	2				0.04	0.088
140	6C040-82870	SHAFT	1				0.075	0.165
150	15261-64150	COLLAR	1				0.02	0.044
160	15261-92030	NUT	1				0.01	0.022
170	15261-94070	WASHER SPRING	1				0.003	0.0066
180	15261-94020	WASHER PLAIN	1				0.007	0.0154

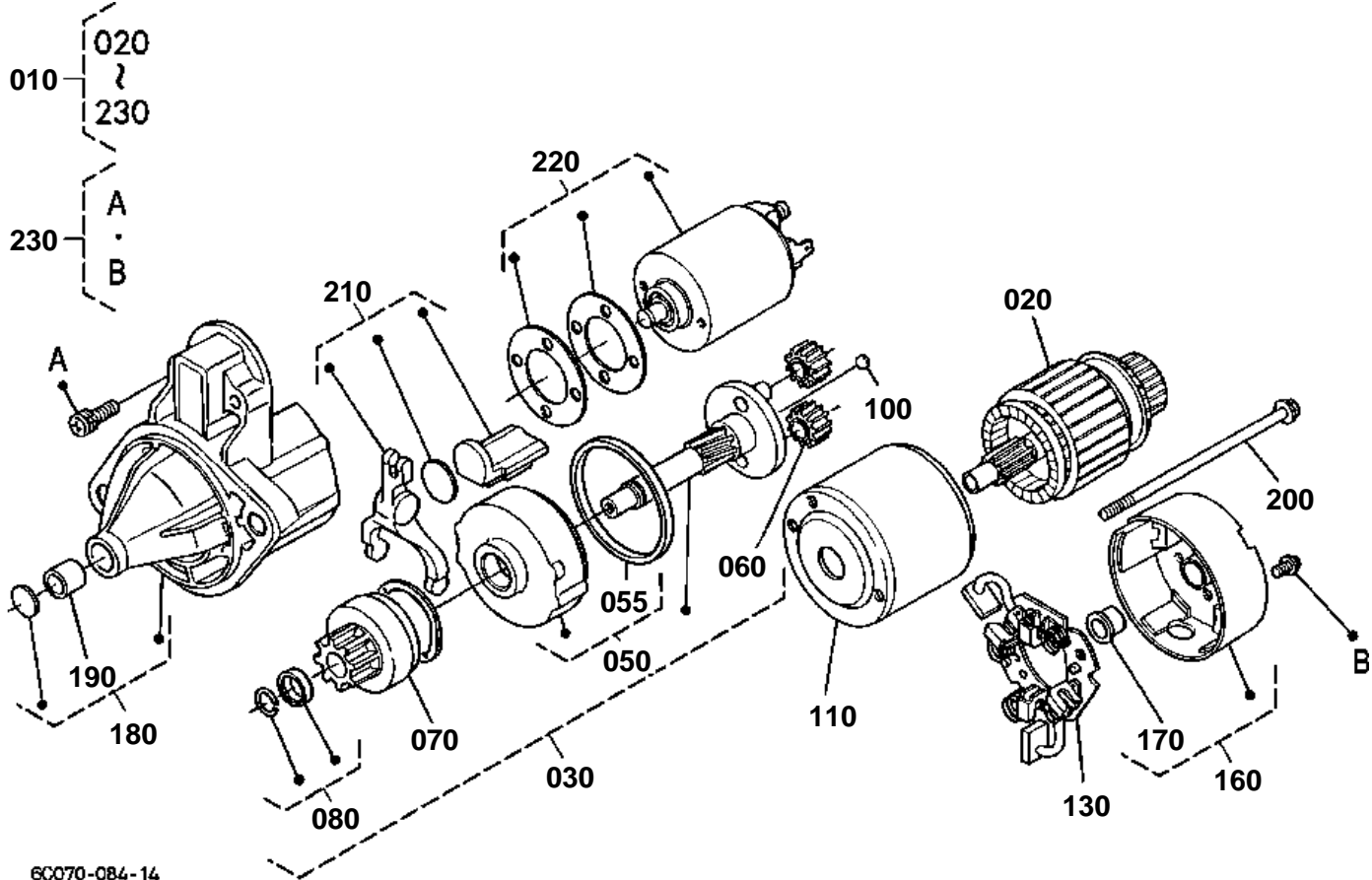




# STARTER

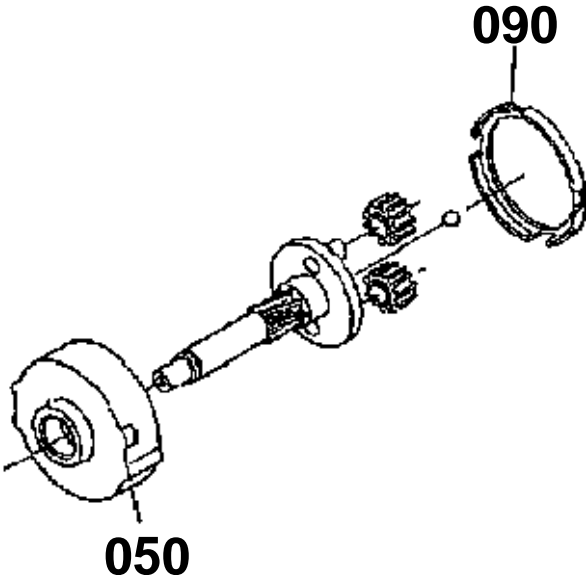
↔ Interchangeable; ≠ not interchangeable; ← new for old; → old for new

REF.No	Part No.	Description	Q'ty	S.No.	I/C	REMARKS	Weight (kgf)	Weight (lb)
010	6C140-59210	ASSY STARTER	1				2.75	6.05
020	01123-50840	BOLT	2				0.018	0.0396



6C070-084-14

# OLD PARTS

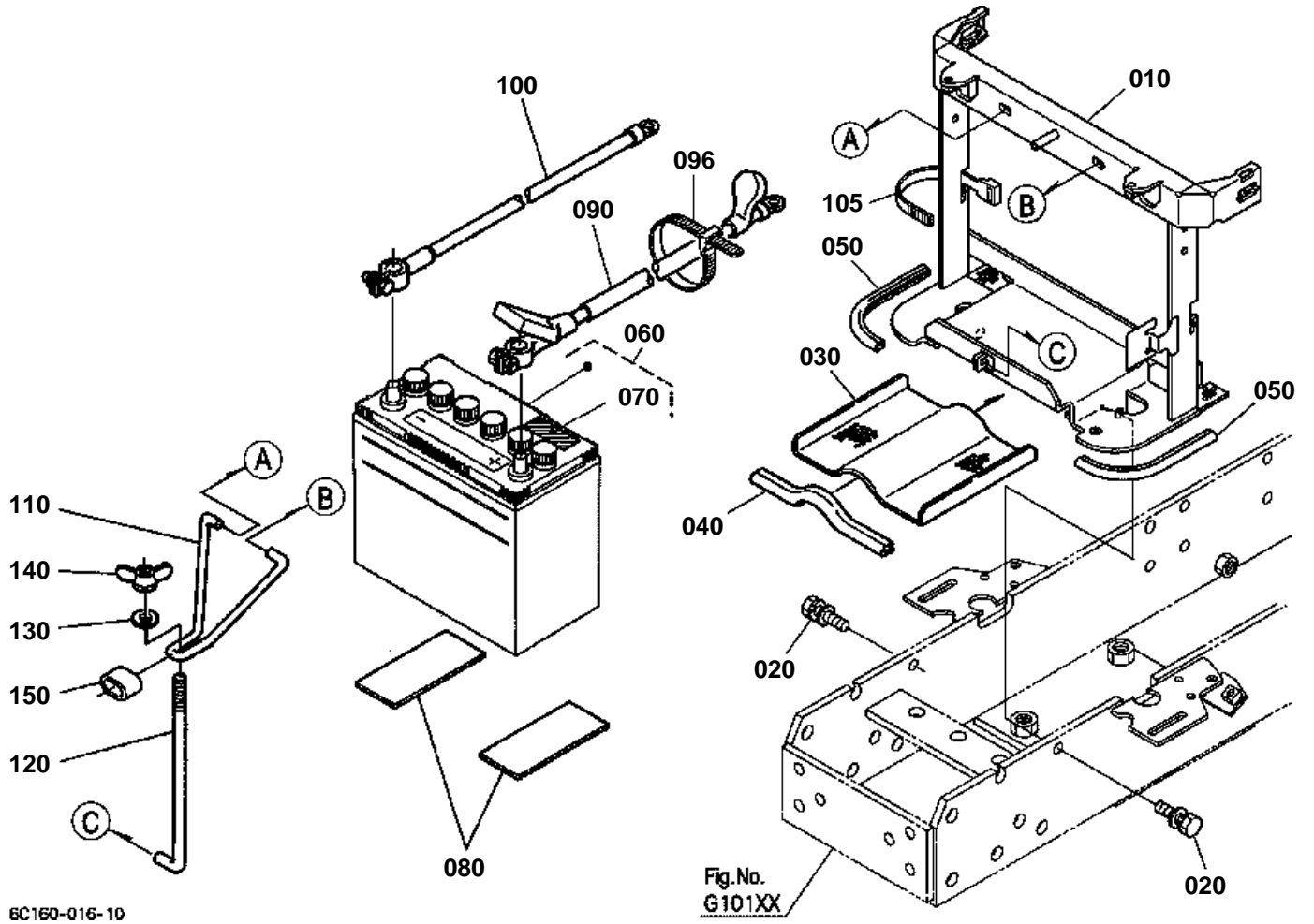


1G043-805-10

**STARTER [COMPONENT PARTS]**

↔ Interchangeable; ≠ not interchangeable; ← new for old; → old for new

REF.No	Part No.	Description	Q'ty	S.No.	I/C	REMARKS	Weight (kgf)	Weight (lb)
010	6C140-59210	ASSY STARTER	1				2.75	6.05
020	6C140-82610	ARMATURE	1				0.52	1.144
030	6C140-82620	ASSY SHAFT	1				0.53	1.166
040	99999-99999	BLANK	0				0	0
050	6C140-82640	GEAR.INTERNAL	1	<=52960			0.05	0.11
050	6C140-82810	GEAR.INTERNAL	1	>=52961	←		0	0
055	6C140-82820	GASKET	1	>=52961			0	0
060	6C040-82650	GEAR PLANETARY	3				0.016	0.0352
070	6C040-82660	CLUTCH OVER RUNNING	1				0.3	0.66
070	16853-63040	CLUTCH OVER RUNNING	1		↔		0.25	0.55
080	6C040-82670	STOPPER	1				0.004	0.0088
090	6C040-82680	GASKET	1	<=52960			0.003	0.0066
100	6C040-82690	BALL	1				0.001	0.0022
110	6C140-82700	ASSY YOKE	1				0.35	0.77
120	99999-99999	BLANK	0				0	0
130	6C140-82720	ASSY HOLDER BRUSH	1				0.07	0.154
140	99999-99999	BLANK	0				0	0
150	99999-99999	BLANK	0				0	0
160	6C140-82750	ASSY BRACKET REAR	1				0.14	0.308
170	6C040-82760	BUSH	1				0.005	0.011
180	6C040-82770	ASSY BRACKET FRONT	1				0.4	0.88
190	15852-63240	BUSH	1				0.006	0.0132
200	6C140-82780	BOLT	2				0.015	0.033
210	6C040-82790	LEVER FORK	1				0.022	0.0484
220	6C040-82800	ASSY SWITCH MAGNETIC	1				0.63	1.386
230	15852-93310	SCREW PAN-HEAD	1				0.02	0.044



6C160-016-10

Fig.No.  
G101XX

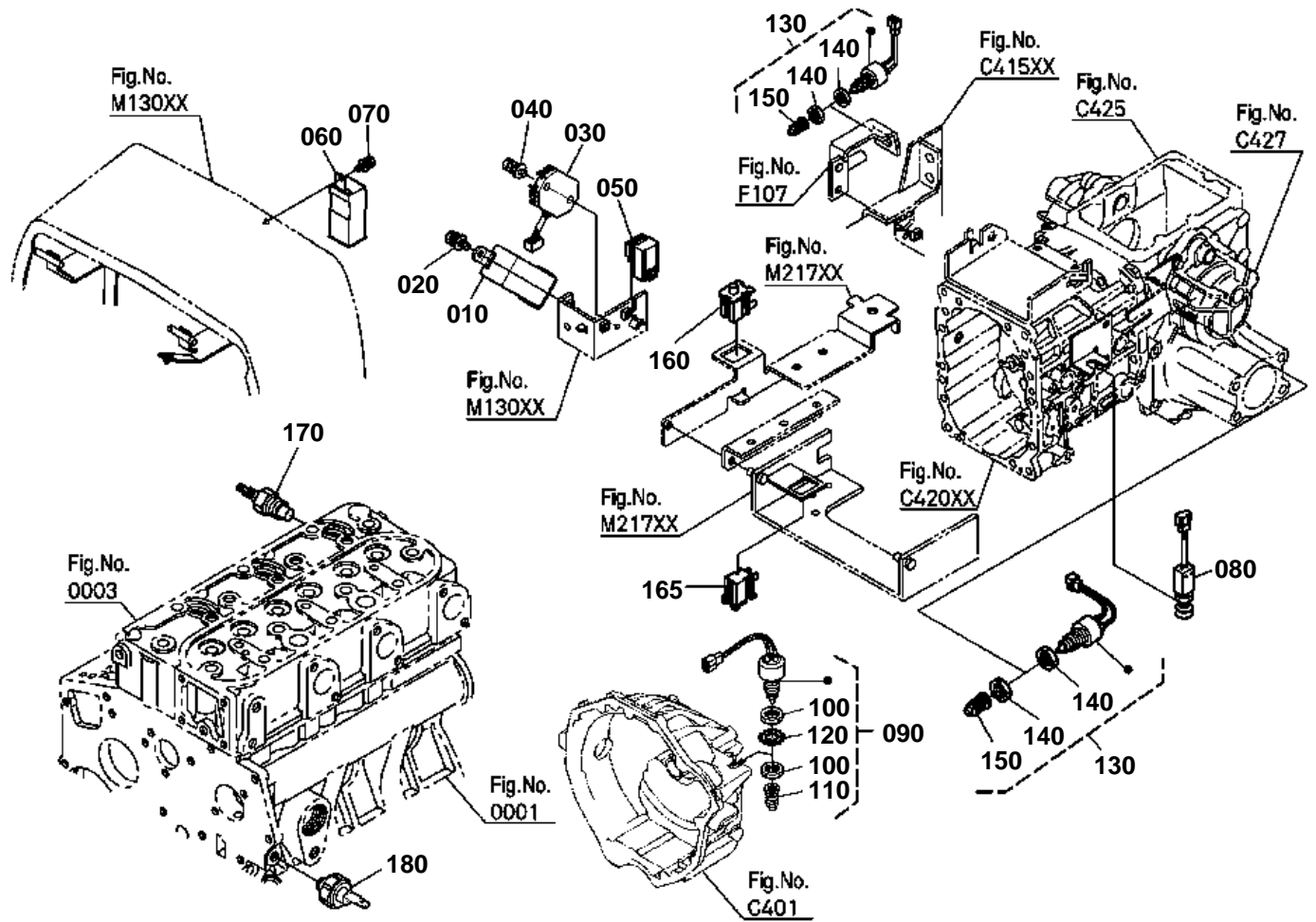


**BATTERY**

↔ Interchangeable; ≠ not interchangeable; ← new for old; → old for new

REF.No	Part No.	Description	Q'ty	S.No.	I/C	REMARKS	Weight (kgf)	Weight (lb)
010	6C120-51220	BRACKET BATTERY	1				2.6	5.72
020	01135-51030	BOLT	2				0.03	0.066
030	6C090-51260	NET	1				0.26	0.572
040	76650-42520	TRIM DUSTPROOF	1				0.03	0.066
050	76611-56920	TRIM DUSTPROOF PLATE	2				0.025	0.055
060	99999-99999	ASSY BATTERY	1			55B24L	0	0
070	6C040-55590	LABEL BATTERY	1			ENGLISH	0.001	0.0022
080	34150-33220	CUSHION	2				0.015	0.033
090	6C090-55530	CORD BATTERY(+)	1				0.22	0.484
096	55311-41260	BAND CORD	1				0.007	0.0154
100	6C040-55540	CORD BATTERY(-)	1				0.11	0.242
105	53581-64150	BAND CORD	1				0.002	0.0044
110	6C090-55550	RETAINER BATTERY	1				0.005	0.011
120	6C040-55560	BOLT HOOK	1				0.038	0.0836
130	04015-60060	WASHER PLAIN	1				0.005	0.011
140	02810-50060	NUT WING	1				0.009	0.0198
150	6C040-55580	CUSHION	1				0.002	0.0044

# SWITCH



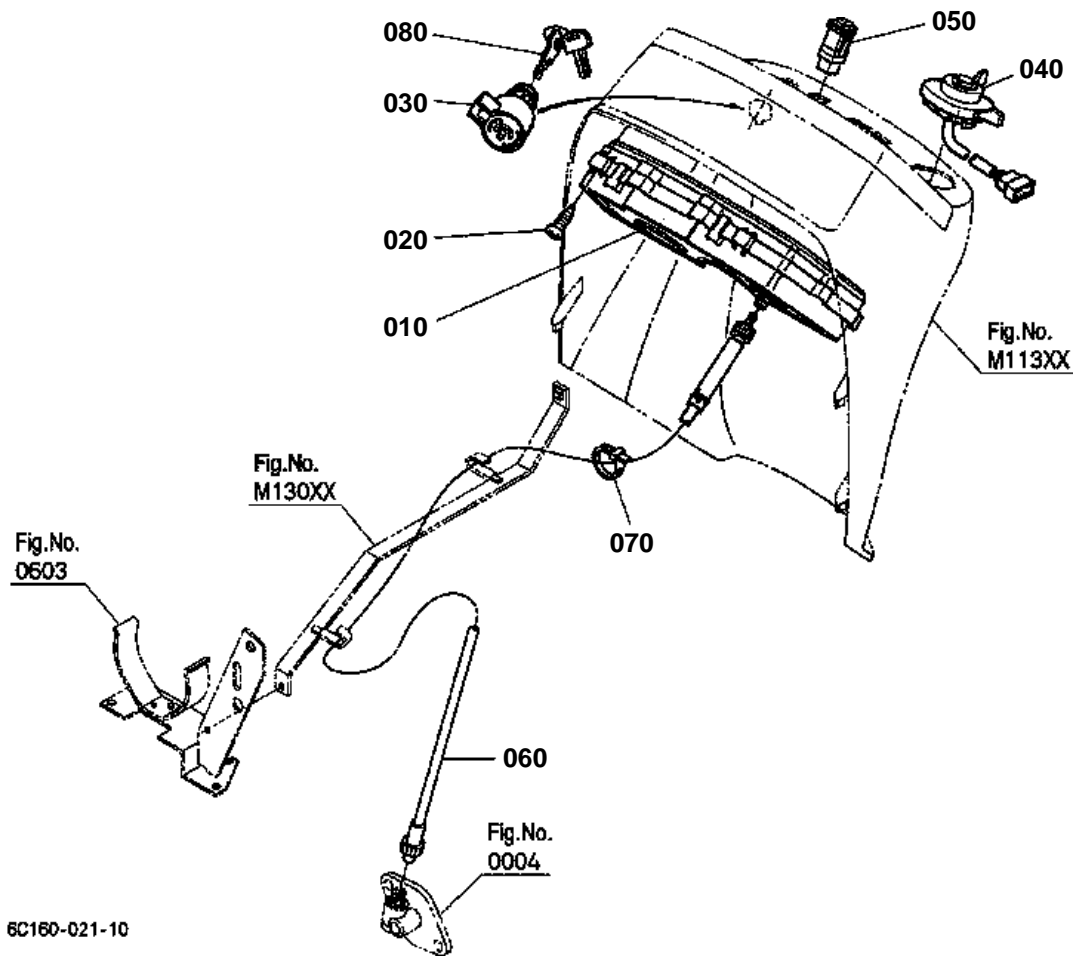
6C160-019-11

**SWITCH**

↔ Interchangeable; ≠ not interchangeable; ← new for old; → old for new

REF.No	Part No.	Description	Q'ty	S.No.	I/C	REMARKS	Weight (kgf)	Weight (lb)
010	3F240-75430	UNIT FLASHER	1				0.06	0.132
020	01205-50616	BOLT	1				0.007	0.0154
030	5H215-41954	ASSY REGULATOR	1	≤54691			0.187	0.4114
030	5H215-41955	ASSY REGULATOR	1	≥54692	←		0.187	0.4114
040	01025-50620	BOLT	1				0.02	0.044
050	T1060-33720	RELAY STARTER	1				0.02	0.044
060	6C190-55510	CONTROLLER(OPC)	1				0.06	0.132
070	01025-50616	BOLT	1				0.005	0.011
080	T2050-33780	SWITCH PTO	1				0.095	0.209
090	6C040-55852	ASSY SWITCH SAFETY	1				0.124	0.2728
100	67111-55830	NUT SAFETY SWITCH	2				0.035	0.077
110	67111-55840	CAP SAFETY SWITCH	1				0.002	0.0044
120	6C040-55862	WASHER TOOTHED	1				0.004	0.0088
130	52320-42900	SWITCH SAFETY	2				0.1	0.22
140	67111-55830	NUT SAFETY SWITCH	4				0.035	0.077
150	67111-55840	CAP SAFETY SWITCH	2				0.002	0.0044
160	K1122-62280	SWITCH SEAT	1				0.011	0.0242
165	K1122-62280	SWITCH SEAT	1				0.011	0.0242
170	31351-32830	SENSOR THERMO	1				0.02	0.044
180	15531-39010	SWITCH OIL	1				0.032	0.0704

PANEL BOARD



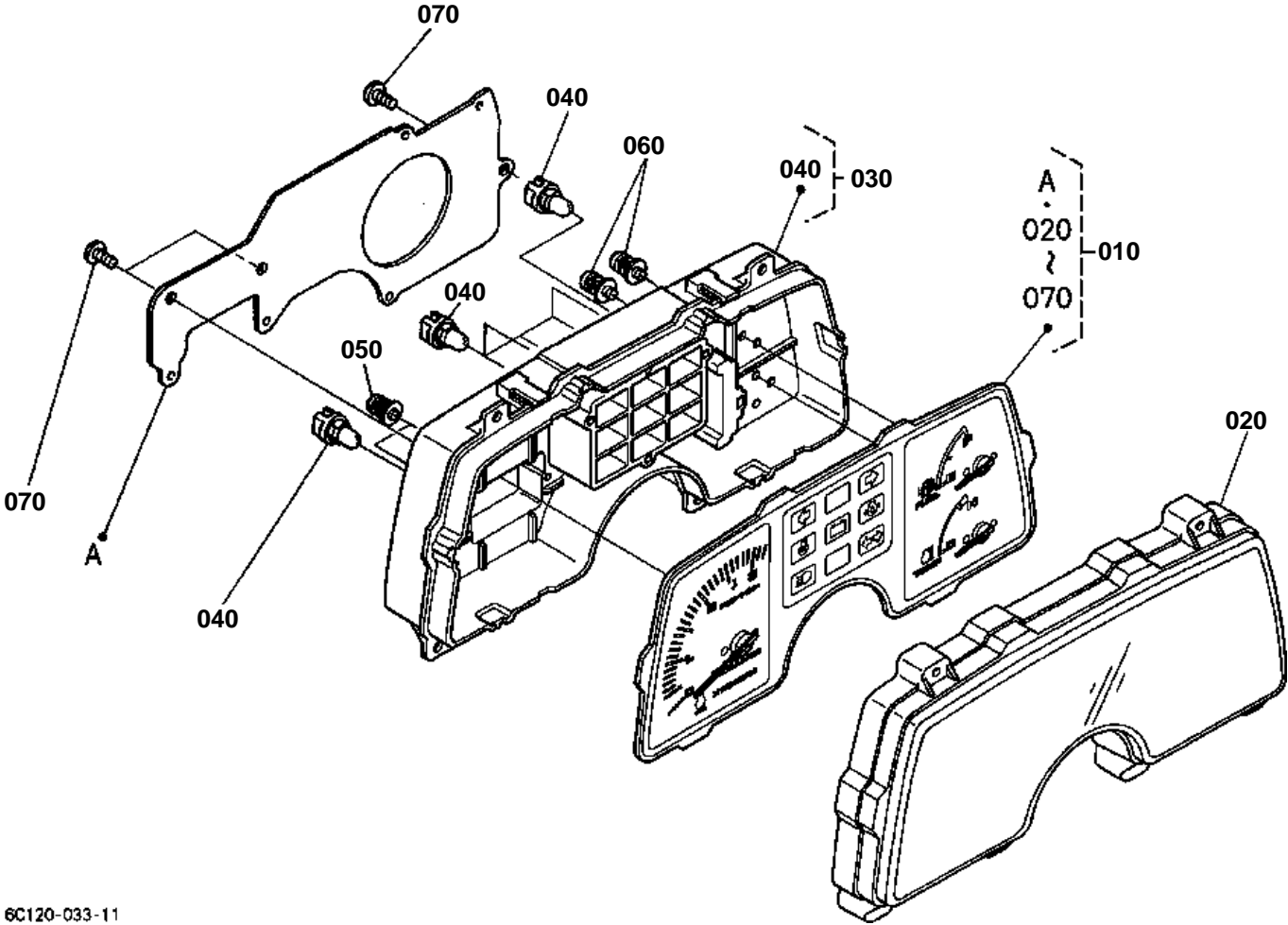
6C160-021-10



PANEL BOARD

↔ Interchangeable; ≠ not interchangeable; ← new for old; → old for new

REF.No	Part No.	Description	Q'ty	S.No.	I/C	REMARKS	Weight (kgf)	Weight (lb)
010	6C140-55100	ASSY METER	1				0.76	1.672
020	03514-50420	SCREW TAPPING	6				0.002	0.0044
030	6C040-55452	SWITCH STARTER	1				0.22	0.484
040	6C070-55420	SWITCH COMBINATION	1				0.08	0.176
050	6C070-55430	SWITCH HAZARD	1				0.019	0.0418
060	6C040-55440	CABLE HOUR METER	1				0.2	0.44
070	53581-64150	BAND CORD	1				0.002	0.0044
080	15248-63700	KEY STARTER	1			2P/SET	0.034	0.0748



6C120-033-11

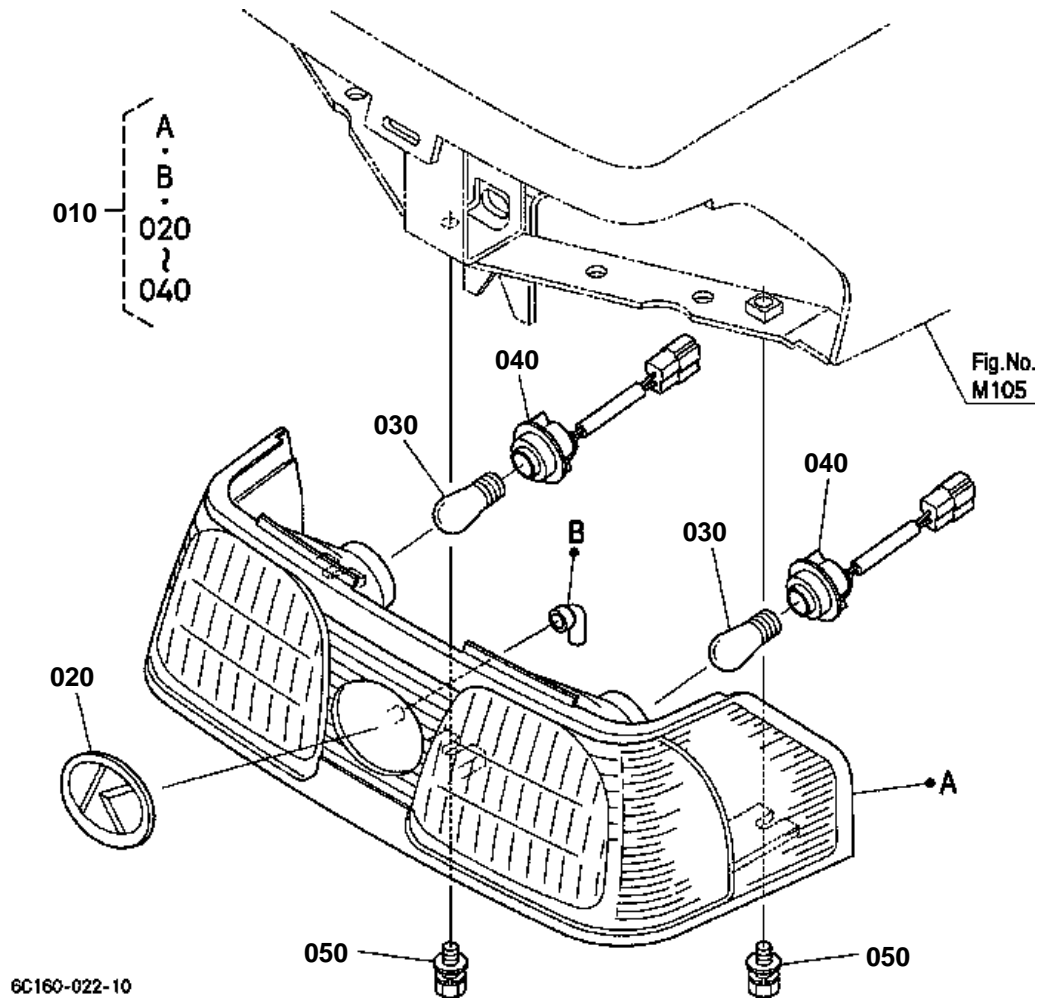


# PANEL BOARD [COMPONENT PARTS]

↔ Interchangeable; ≠ not interchangeable; ← new for old; → old for new

REF.No	Part No.	Description	Q'ty	S.No.	I/C	REMARKS	Weight (kgf)	Weight (lb)
010	6C140-55100	ASSY METER	1				0.76	1.672
020	6C040-55120	GLASS	1				0.16	0.352
030	6C070-55130	ASSY CASE	1				0.28	0.616
040	6C040-55140	ASSY BULB	7			1.7W	0.003	0.0066
050	6C040-55150	SCREW	2				0.002	0.0044
060	6C040-55160	SCREW	6				0.002	0.0044
070	6C040-55180	SCREW	3				0.003	0.0066

HEAD RIGHT



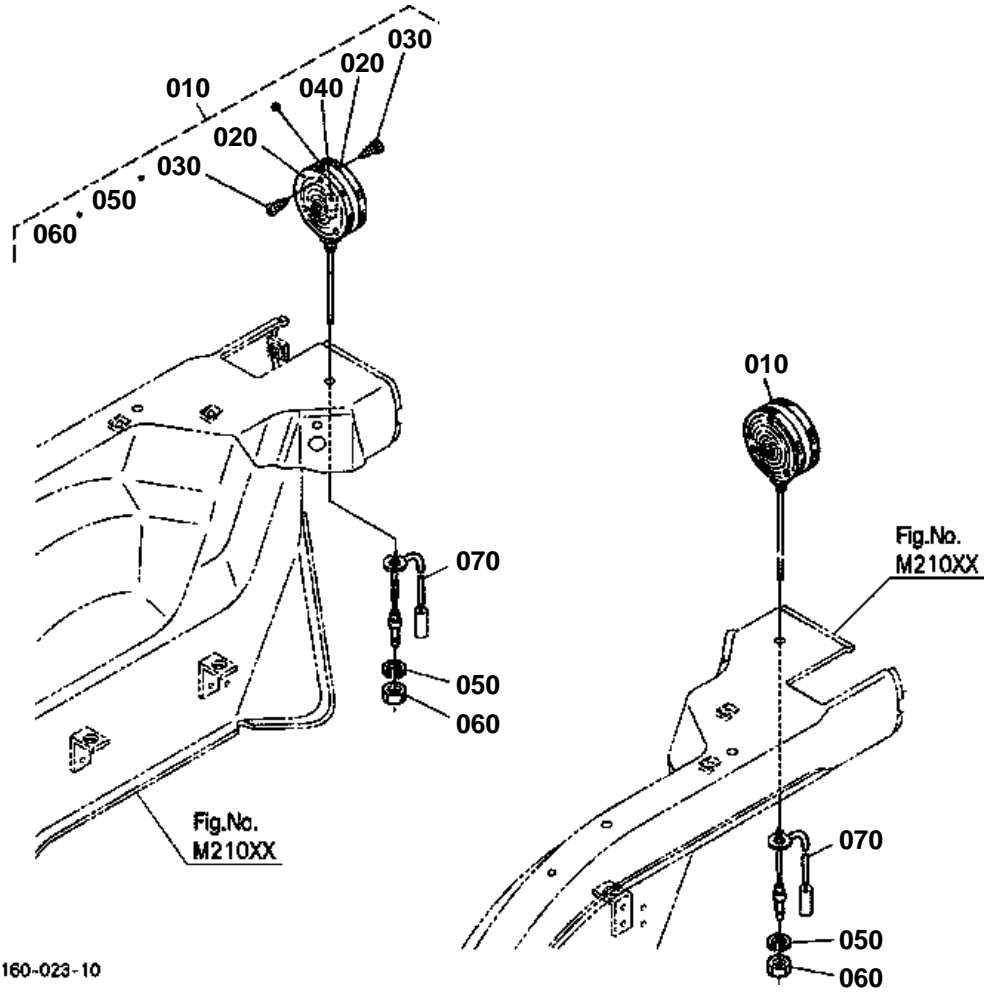




# HEAD RIGHT

↔ Interchangeable; ≠ not interchangeable; ← new for old; → old for new

REF.No	Part No.	Description	Q'ty	S.No.	I/C	REMARKS	Weight (kgf)	Weight (lb)
010	6A370-54132	ASSY LIGHT HEAD	1				0.81	1.782
020	6A370-54180	MARK SYMBOL	1				0.009	0.0198
030	31391-34360	BULB	2			23W	0.018	0.0396
040	6A370-54150	REED COMP.	2				0.2	0.44
050	01125-60820	BOLT	3				0.015	0.033



6C160-023-10

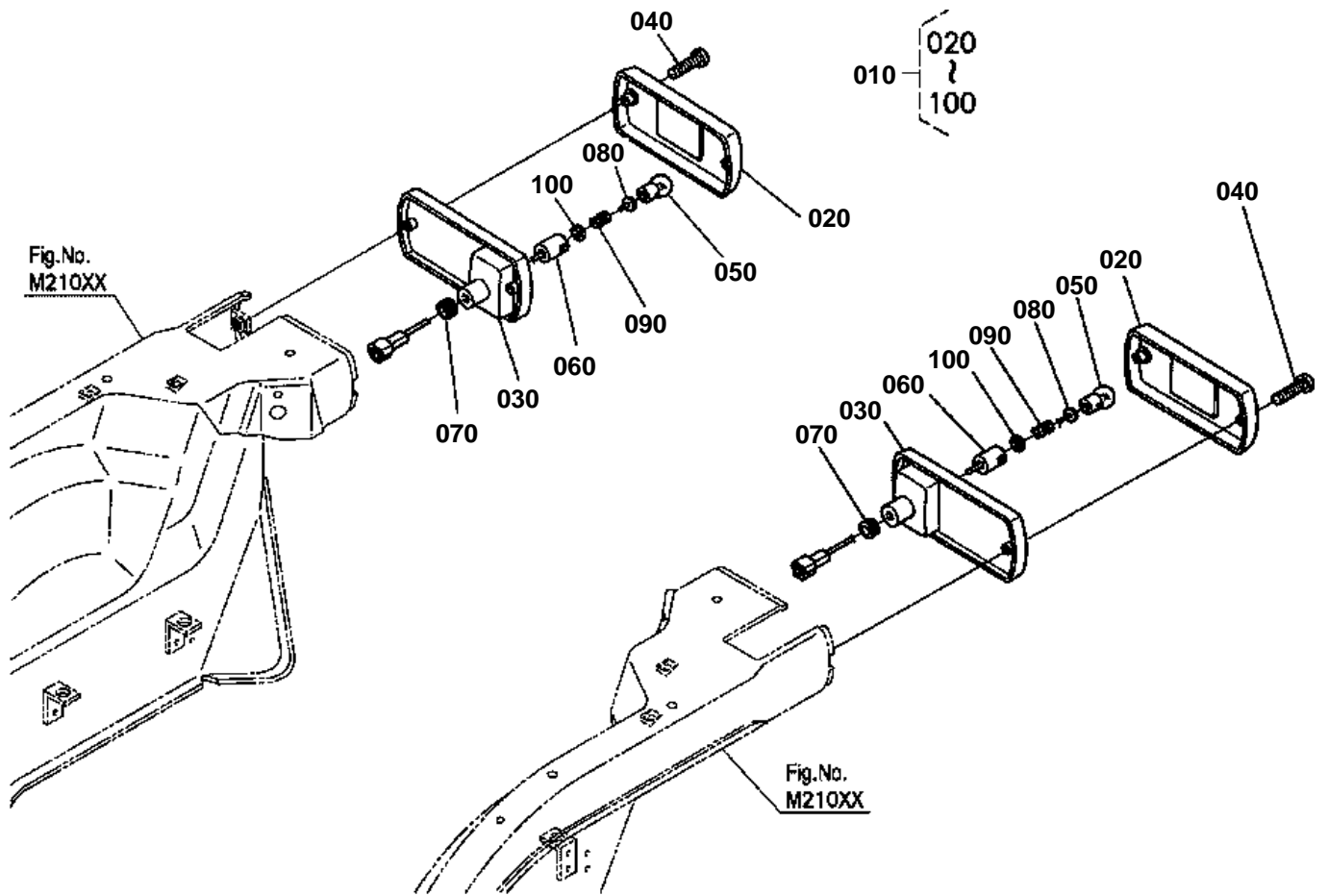


# HAZARD LIGHT

↔ Interchangeable; ≠ not interchangeable; ← new for old; → old for new

REF.No	Part No.	Description	Q'ty	S.No.	I/C	REMARKS	Weight (kgf)	Weight (lb)
010	32530-33610	ASSY LIGHT HAZARD	2				0.38	0.836
020	32530-91510	LENS HAZARD LIGHT	4				0.085	0.187
030	32530-91520	SCREW TAPPING	12				0.001	0.0022
040	32530-91530	BULB LIGHT	2			27W	0.02	0.044
050	04411-50100	WASHER TOOTHED	2				0.001	0.0022
060	02114-50100	NUT	2				0.005	0.011
070	6C040-55480	WIRE HARNESS	2				0.005	0.011

TAIL LIGHT



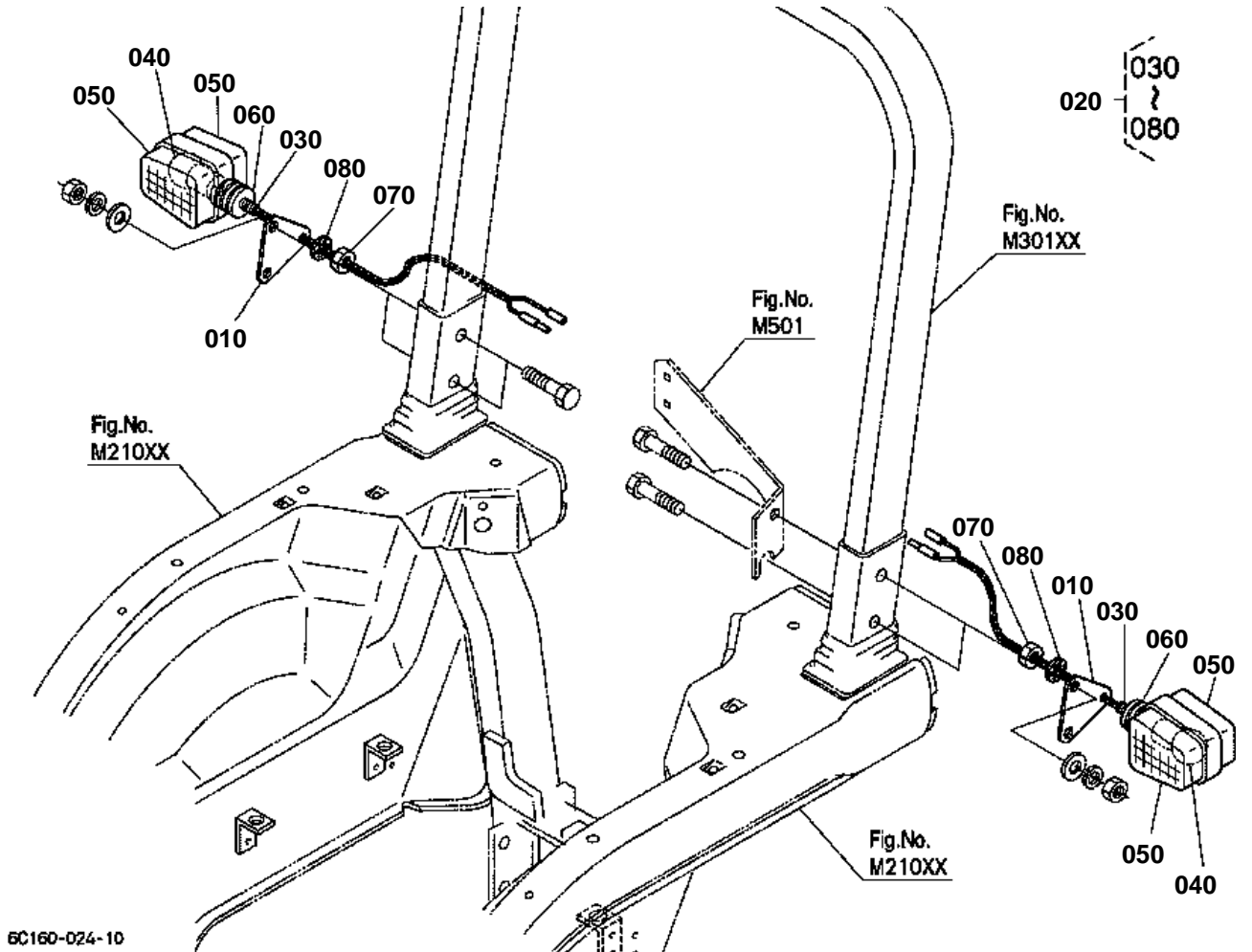
6C120-036-12

**TAIL LIGHT**

↔ Interchangeable; ≠ not interchangeable; ← new for old; → old for new

REF.No	Part No.	Description	Q'ty	S.No.	I/C	REMARKS	Weight (kgf)	Weight (lb)
010	6C040-55490	ASSY LIGHT TAIL	2				0.21	0.462
020	6C040-92200	ASSY LENS	2				0.1	0.22
030	6C040-92120	BODY	2				0.065	0.143
040	6C040-92140	SCREW	4				0.007	0.0154
050	6C040-92150	BULB	2			8W	0.006	0.0132
060	6C040-92160	SOCKET	2				0.007	0.0154
070	6C040-92170	BUSH RUBBER	2				0.001	0.0022
080	6C040-92180	INSULATOR	2				0.001	0.0022
090	6C040-92190	SPRING	2				0.001	0.0022
100	6C040-92210	WASHER	2				0.001	0.0022

# WINKER LAMP

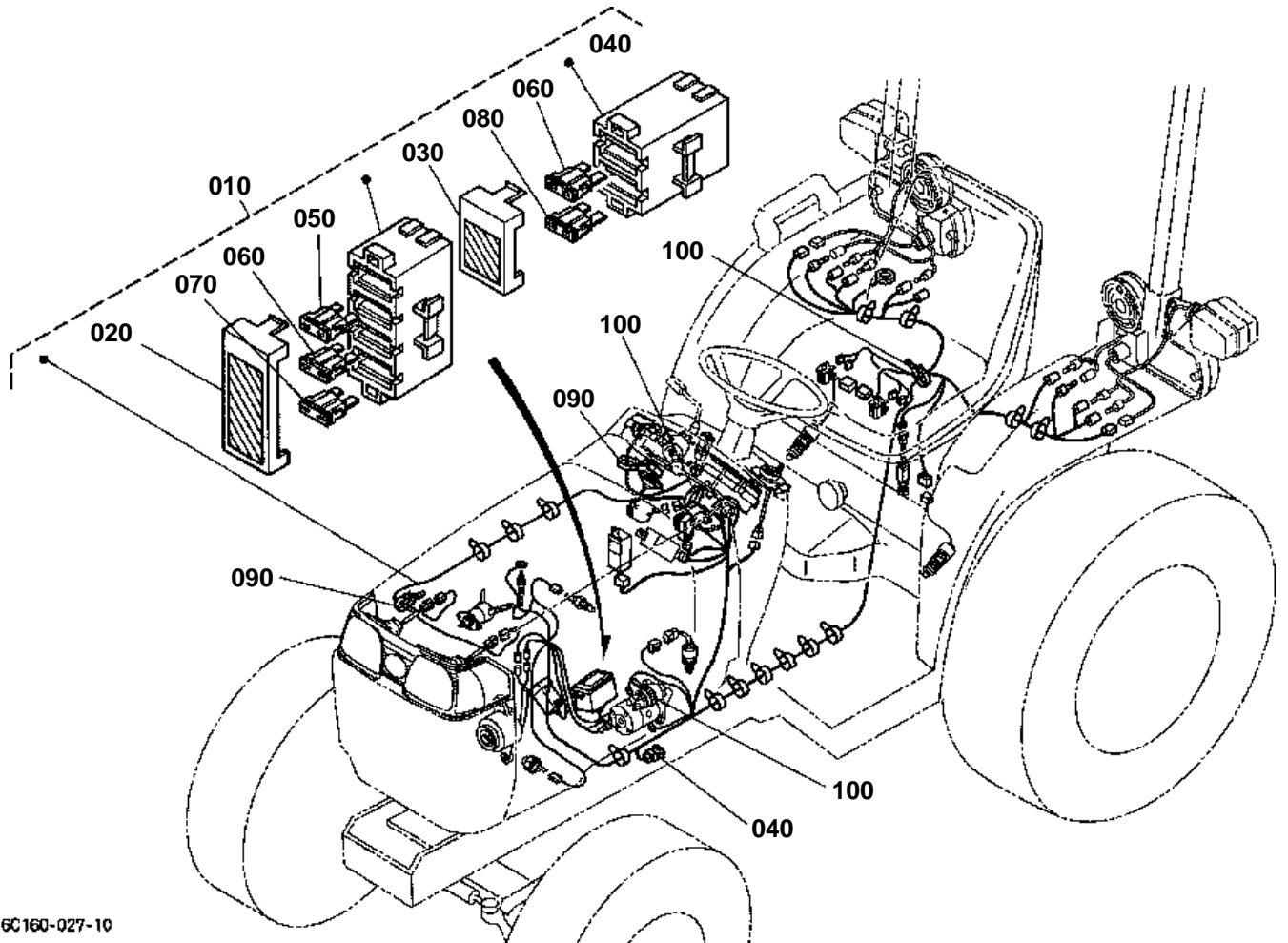




# WINKER LAMP

↔ Interchangeable; ≠ not interchangeable; ← new for old; → old for new

REF.No	Part No.	Description	Q'ty	S.No.	I/C	REMARKS	Weight (kgf)	Weight (lb)
010	6C140-54980	STAY HAZARD LIGHT	2				0.15	0.33
020	37410-52290	ASSY WINKER LAMP	2				0.145	0.319
030	37410-52710	ASSY BODY	2				0.055	0.121
040	37410-52720	BULB	2			20W	0.02	0.044
050	37410-52730	LENS	4				0.025	0.055
060	37410-52740	GASKET	2				0.025	0.055
070	02116-50100	NUT	2				0.004	0.0088
080	04411-50100	WASHER TOOTHED	2				0.001	0.0022



6C160-027-10

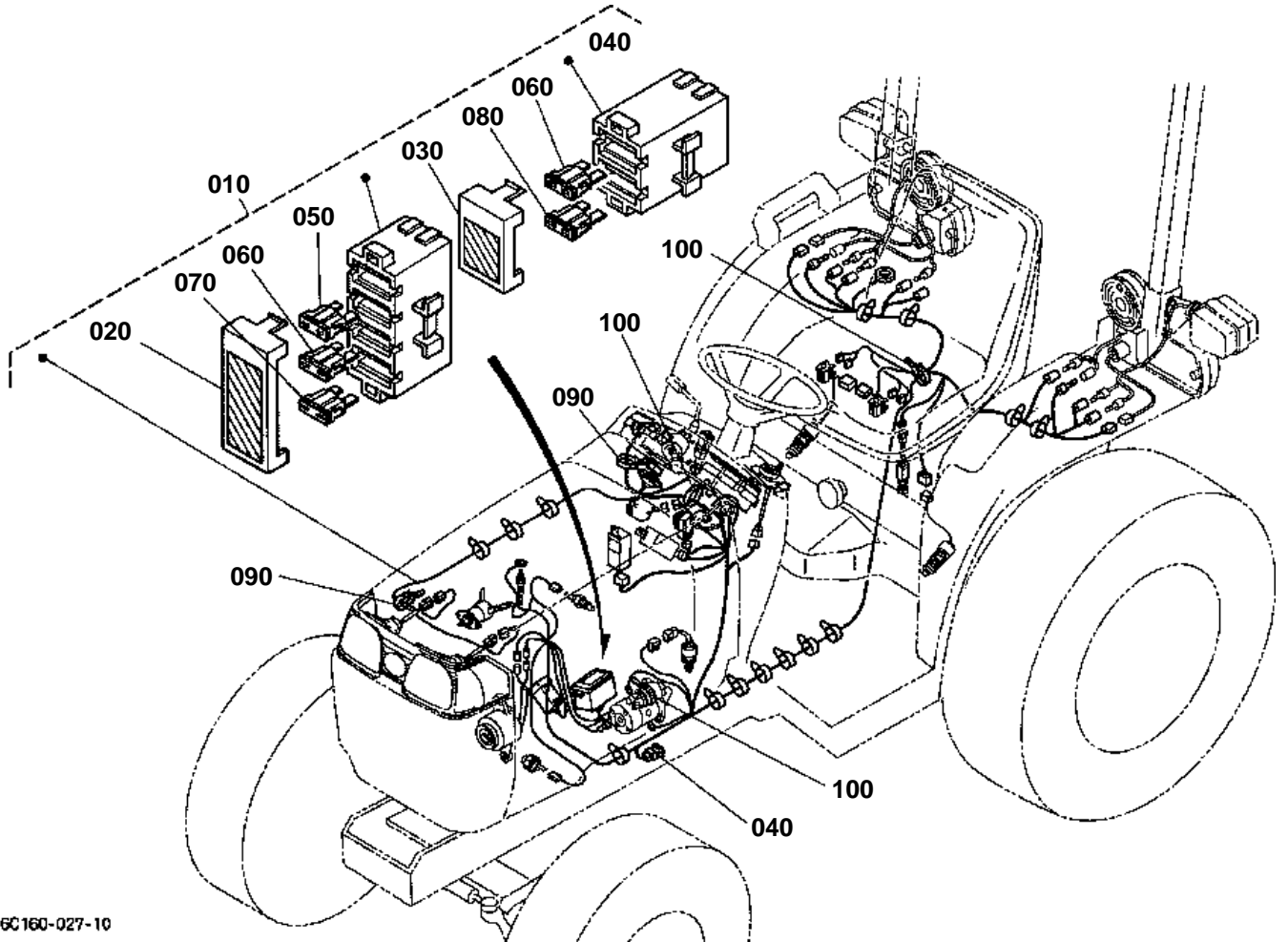




# ELECTRICAL WIRING

↔ Interchangeable; ≠ not interchangeable; ← new for old; → old for new

REF.No	Part No.	Description	Q'ty	S.No.	I/C	REMARKS	Weight (kgf)	Weight (lb)
010	6C190-55460	ASSY WIRE HARNESS	1				1.34	2.948
020	6C190-55480	CAP FUSE CASE	1				0.001	0.0022
030	6C190-55490	CAP FUSE CASE	1				0.001	0.0022
040	1G111-65720	FUSE	1			30A	0.009	0.0198
050	66426-80010	FUSE AUTO	1			5A	0.01	0.022
060	48100-55880	FUSE AUTO	2			10A	0.01	0.022
070	36919-56650	FUSE AUTO	1			20A	0.002	0.0044
080	52300-41630	FUSE AUTO	1			30A	0.01	0.022
090	53581-64150	BAND CORD	2				0.002	0.0044
100	55311-41260	BAND CORD	3				0.007	0.0154



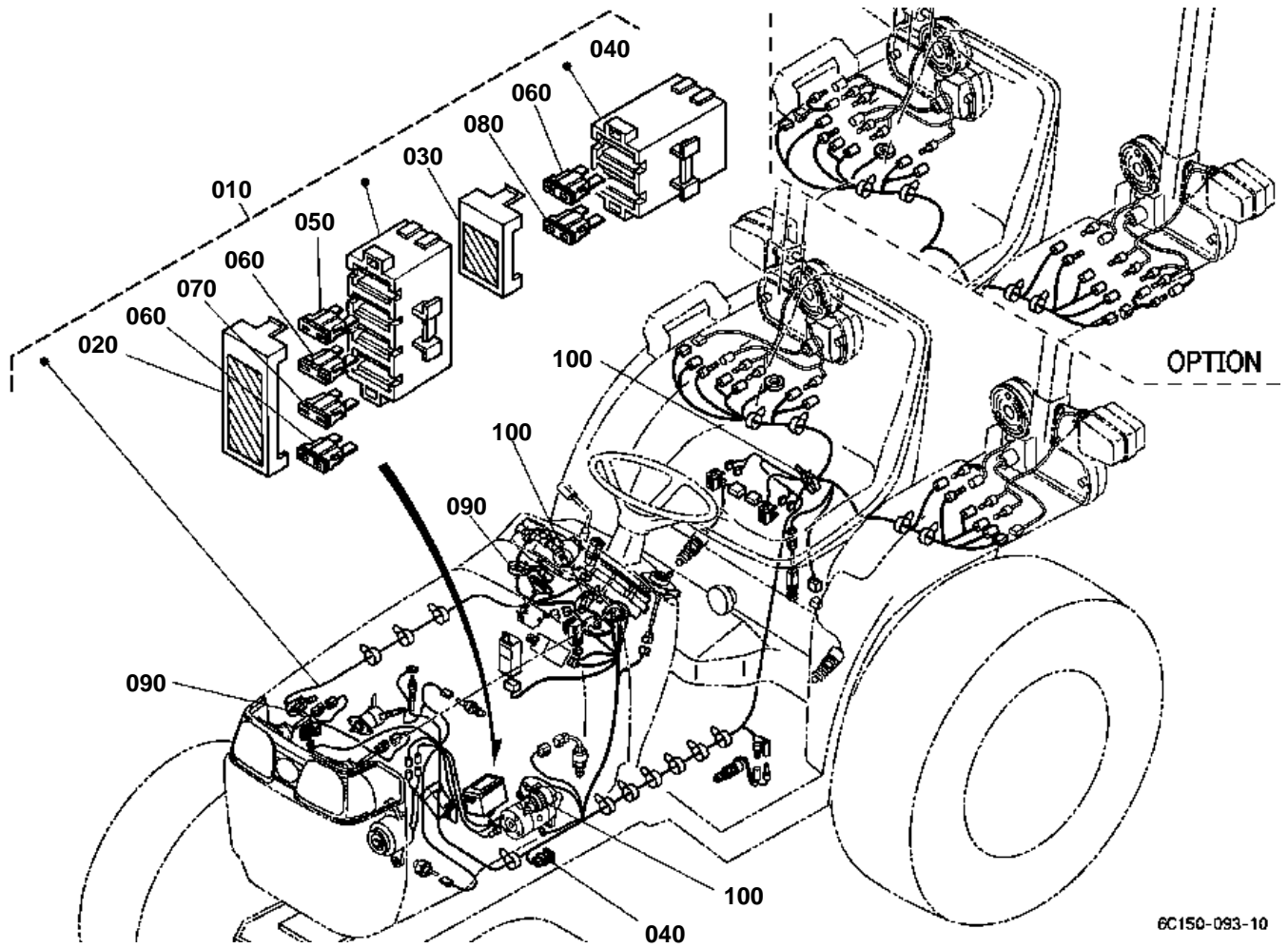
6C160-027-10



# ELECTRICAL WIRING [A] [CA]

↔ Interchangeable; ≠ not interchangeable; ← new for old; → old for new

REF.No	Part No.	Description	Q'ty	S.No.	I/C	REMARKS	Weight (kgf)	Weight (lb)
010	6C190-55460	ASSY WIRE HARNESS	1				1.34	2.948
020	6C190-55480	CAP FUSE CASE	1				0.001	0.0022
030	6C190-55490	CAP FUSE CASE	1				0.001	0.0022
040	1G111-65720	FUSE	1			30A	0.009	0.0198
050	66426-80010	FUSE AUTO	1			5A	0.01	0.022
060	48100-55880	FUSE AUTO	2			10A	0.01	0.022
070	36919-56650	FUSE AUTO	1			20A	0.002	0.0044
080	52300-41630	FUSE AUTO	1			30A	0.01	0.022
090	53581-64150	BAND CORD	2				0.002	0.0044
100	55311-41260	BAND CORD	3				0.007	0.0154



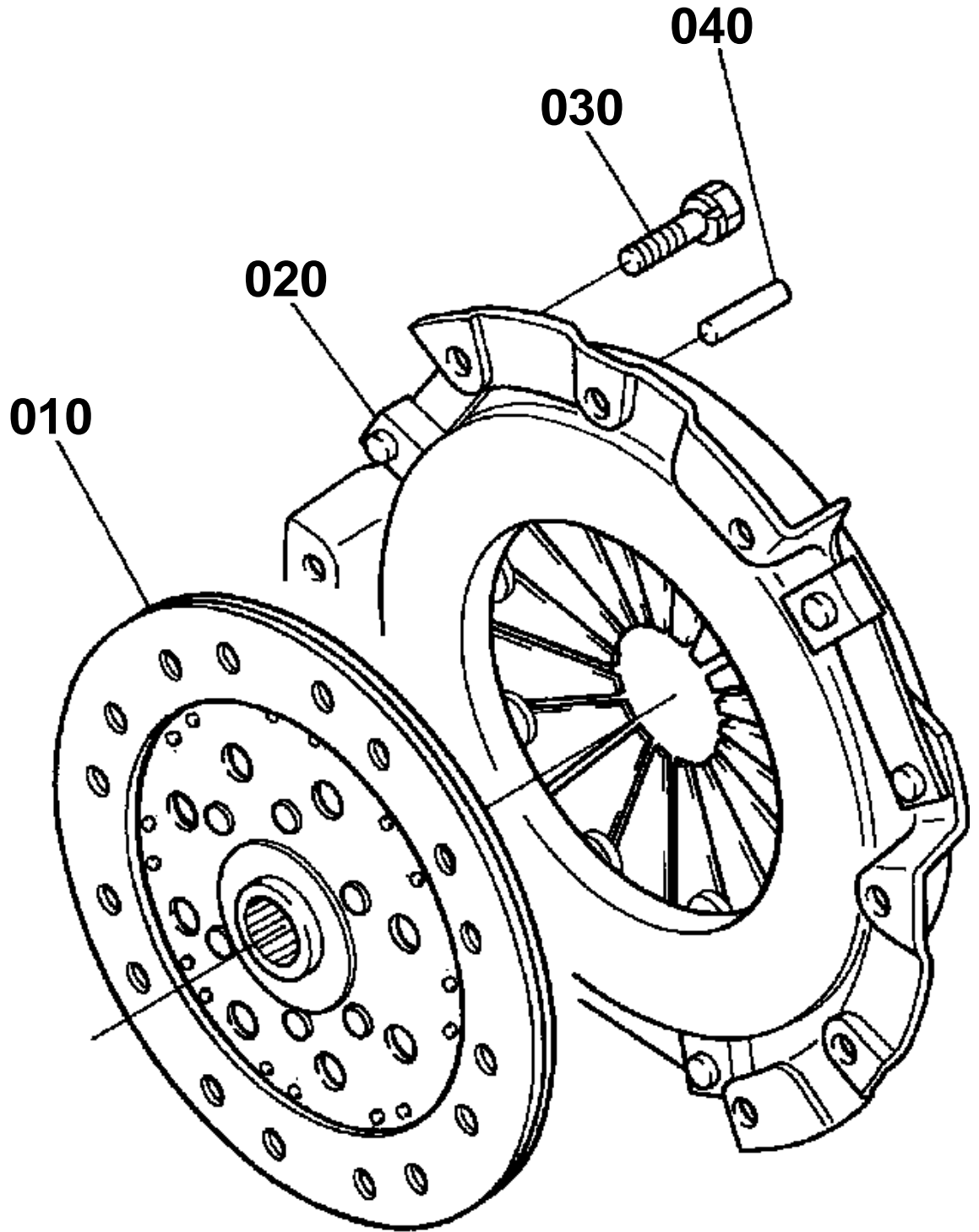
6C150-093-10



# ELECTRICAL WIRING [AU] [NZ]

↔ Interchangeable; ≠ not interchangeable; ← new for old; → old for new

REF.No	Part No.	Description	Q'ty	S.No.	I/C	REMARKS	Weight (kgf)	Weight (lb)
010	6C195-55460	ASSY WIRE HARNESS	1				0	0
020	6C195-55480	CAP FUSE CASE	1				0	0
030	6C190-55490	CAP FUSE CASE	1				0.001	0.0022
040	1G111-65720	FUSE	1			30A	0.009	0.0198
050	66426-80010	FUSE AUTO	1			5A	0.01	0.022
060	48100-55880	FUSE AUTO	3			10A	0.01	0.022
070	36919-56650	FUSE AUTO	1			20A	0.002	0.0044
080	52300-41630	FUSE AUTO	1			30A	0.01	0.022
090	53581-64150	BAND CORD	2				0.002	0.0044
100	55311-41260	BAND CORD	3				0.007	0.0154



16216-001-10

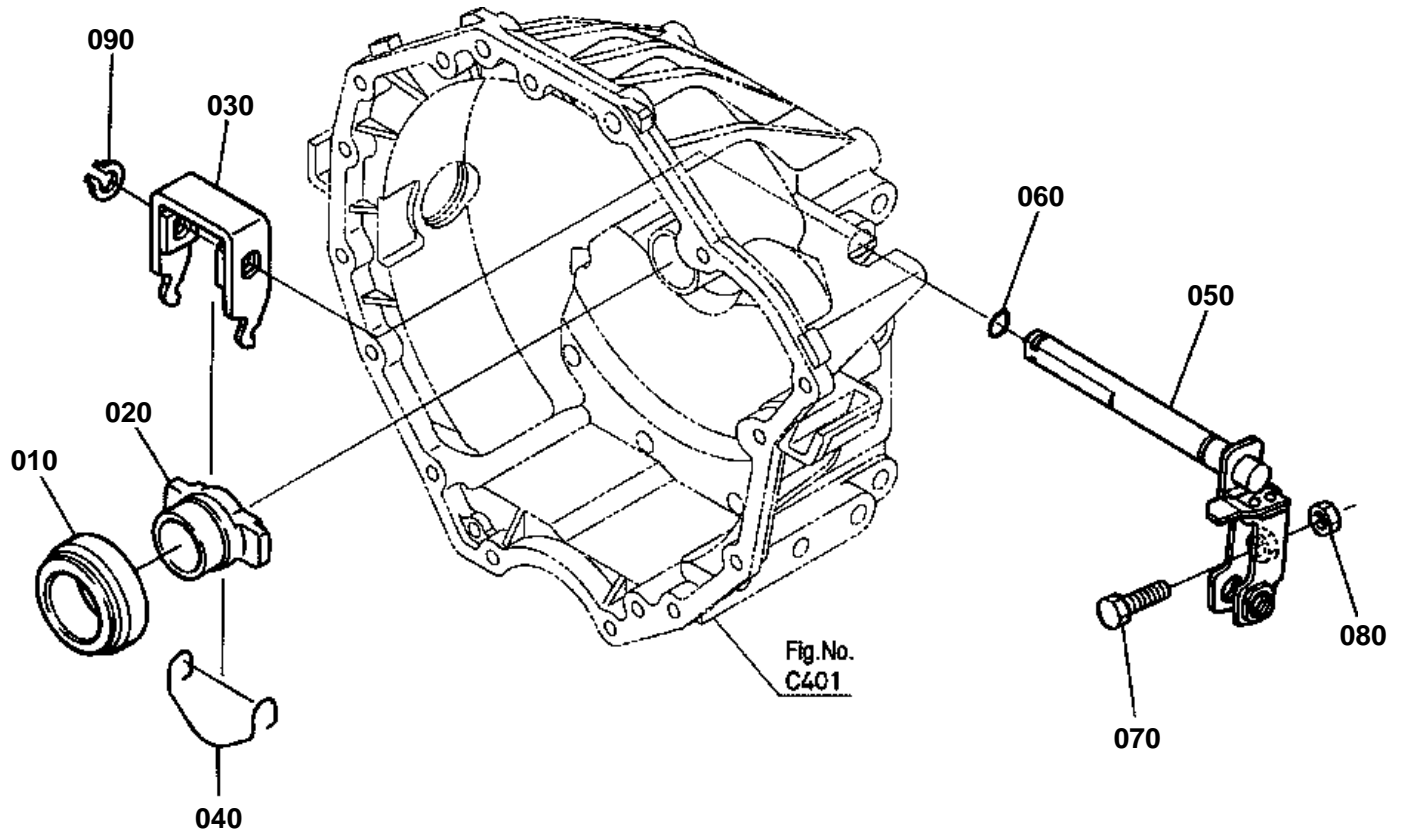


# CLUTCH

↔ Interchangeable; ≠ not interchangeable; ← new for old; → old for new

REF.No	Part No.	Description	Q'ty	S.No.	I/C	REMARKS	Weight (kgf)	Weight (lb)
010	6C040-13402	COMP.DISK CLUTCH	1				0.88	1.936
020	6C040-13300	COMP.PLATE PRESSURE	1				4.01	8.822
030	01123-60816	BOLT	6				0.01	0.022
040	16221-94530	PIN STRAIGHT	3				0.006	0.0132

CLUTCH ROD



6C160-029-10



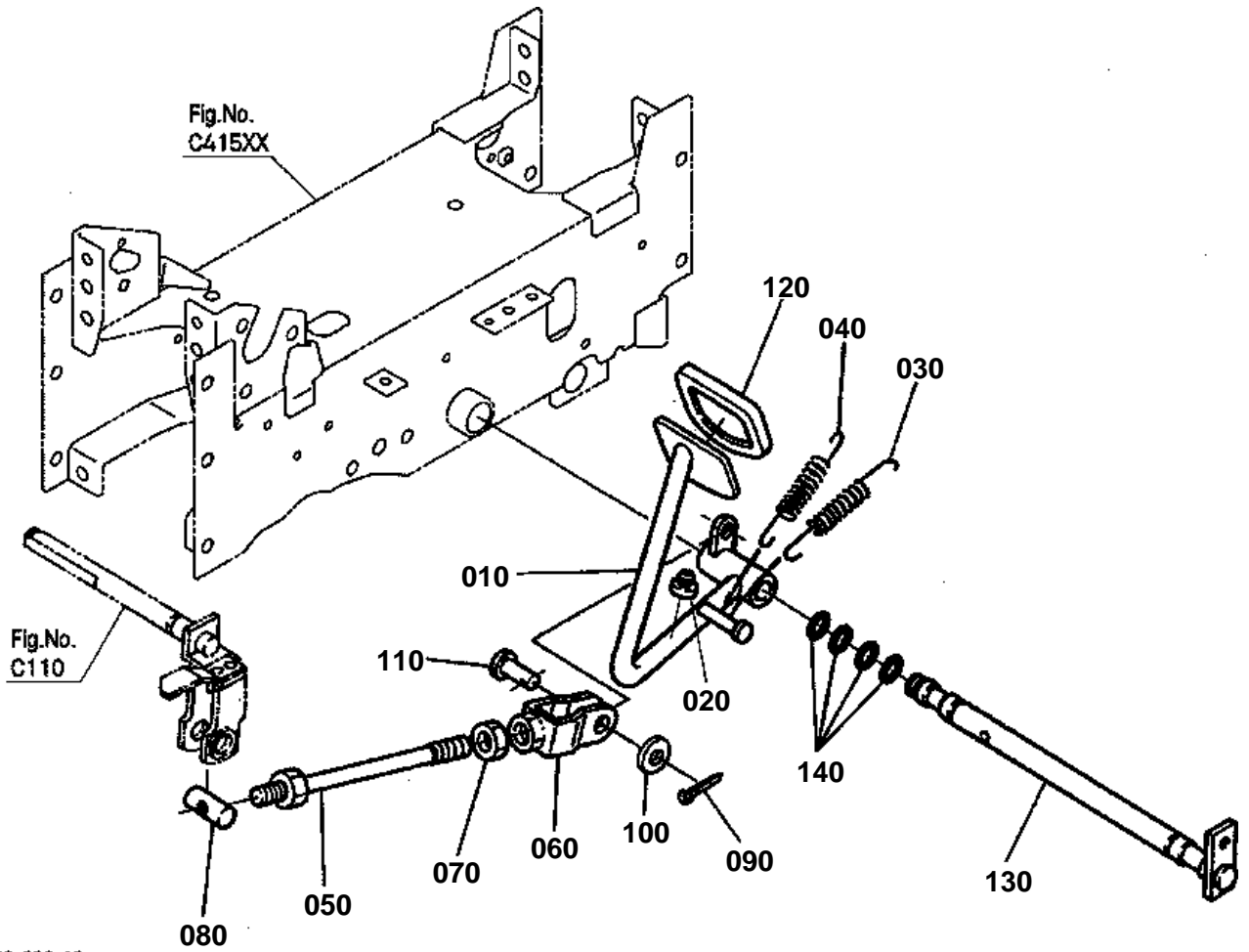


## CLUTCH ROD

↔ Interchangeable; ≠ not interchangeable; ← new for old; → old for new

REF.No	Part No.	Description	Q'ty	S.No.	I/C	REMARKS	Weight (kgf)	Weight (lb)
010	6C040-13210	BEARING RELEASE	1				0.157	0.3454
020	6C040-13220	HOLDER BEARING	1				0.142	0.3124
030	6C040-13230	FORK CLUTCH RELEASE	1				0.22	0.484
040	6C040-13240	SPRING	1				0.003	0.0066
050	6C040-13257	SHAFT CLUTCH ROD	1				0.037	0.0814
060	04811-10140	O RING	1				0.001	0.0022
070	66711-13320	BOLT ADJUSTING	1				0.028	0.0616
080	02118-50100	NUT	1				0.005	0.011
090	04612-00160	CIR CLIP EXTERNAL	1				0.001	0.0022

CLUTCH PEDAL



6C160-030-10

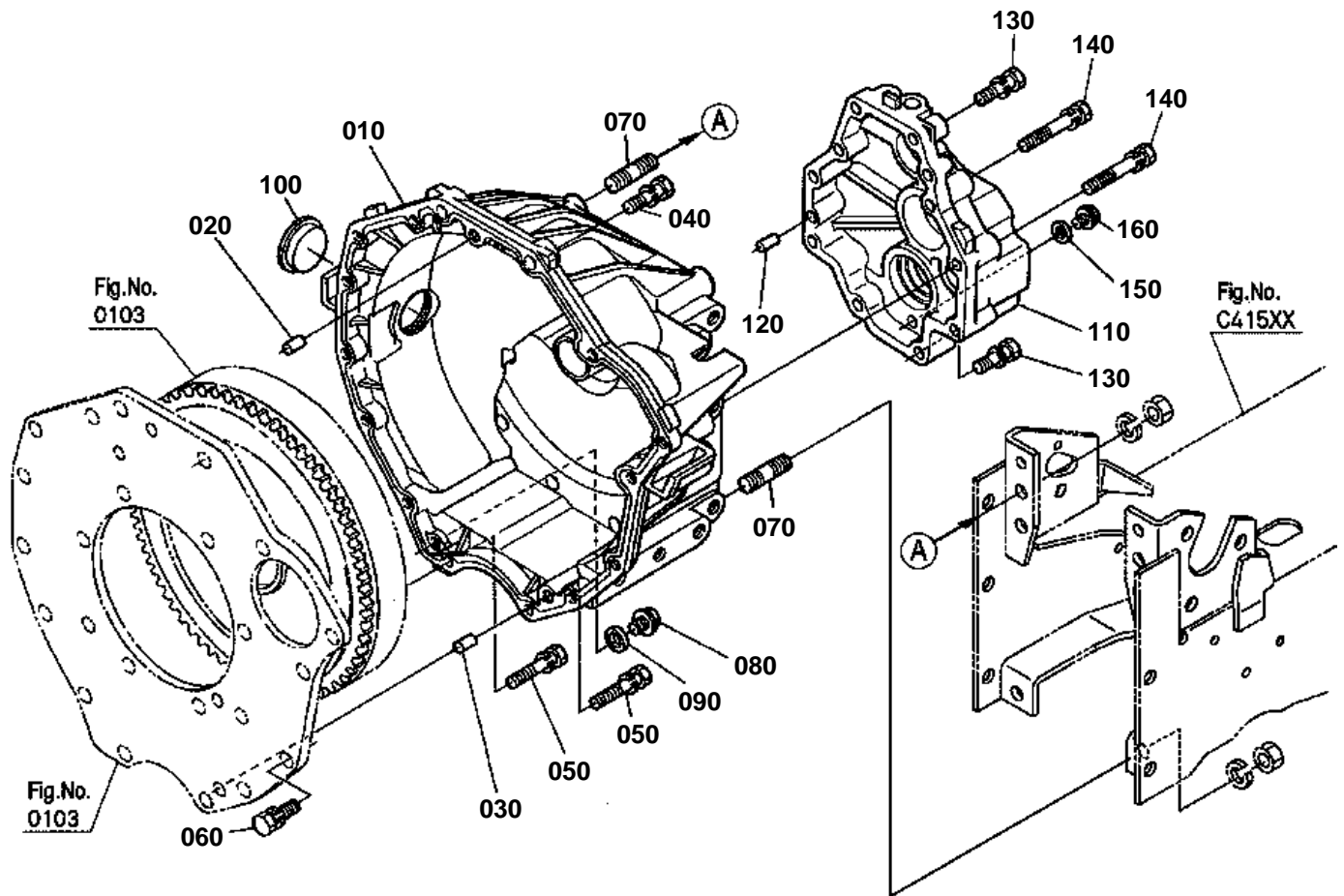


# CLUTCH PEDAL

↔ Interchangeable; ≠ not interchangeable; ← new for old; → old for new

REF.No	Part No.	Description	Q'ty	S.No.	I/C	REMARKS	Weight (kgf)	Weight (lb)
010	6C040-42135	PEDAL CLUTCH	1				1.68	3.696
020	6C040-42342	CUSHION	1				0.005	0.011
030	6C040-42150	SPRING	1				0.157	0.3454
040	6C040-42160	SPRING	1				0.05	0.11
050	6C040-42113	ROD CLUTCH	1				0.255	0.561
060	6C040-42120	U JOINT	1				0.118	0.2596
070	37720-28990	NUT	1				0.008	0.0176
080	6C040-42142	PIN CLUTCH ROD	1				0.034	0.0748
090	05511-50322	PIN SPLIT	1				0.002	0.0044
100	04013-60100	WASHER PLAIN	1				0.003	0.0066
110	05122-51025	PIN JOINT	1				0.017	0.0374
120	T2050-44120	COVER PEDAL	1	>=54692	←		0.07	0.154
130	6C040-42310	SHAFT PEDAL	1				1.68	3.696
140	04816-00210	O RING	4				0.004	0.0088

# CLUTCH HOUSING



6C160-031-10

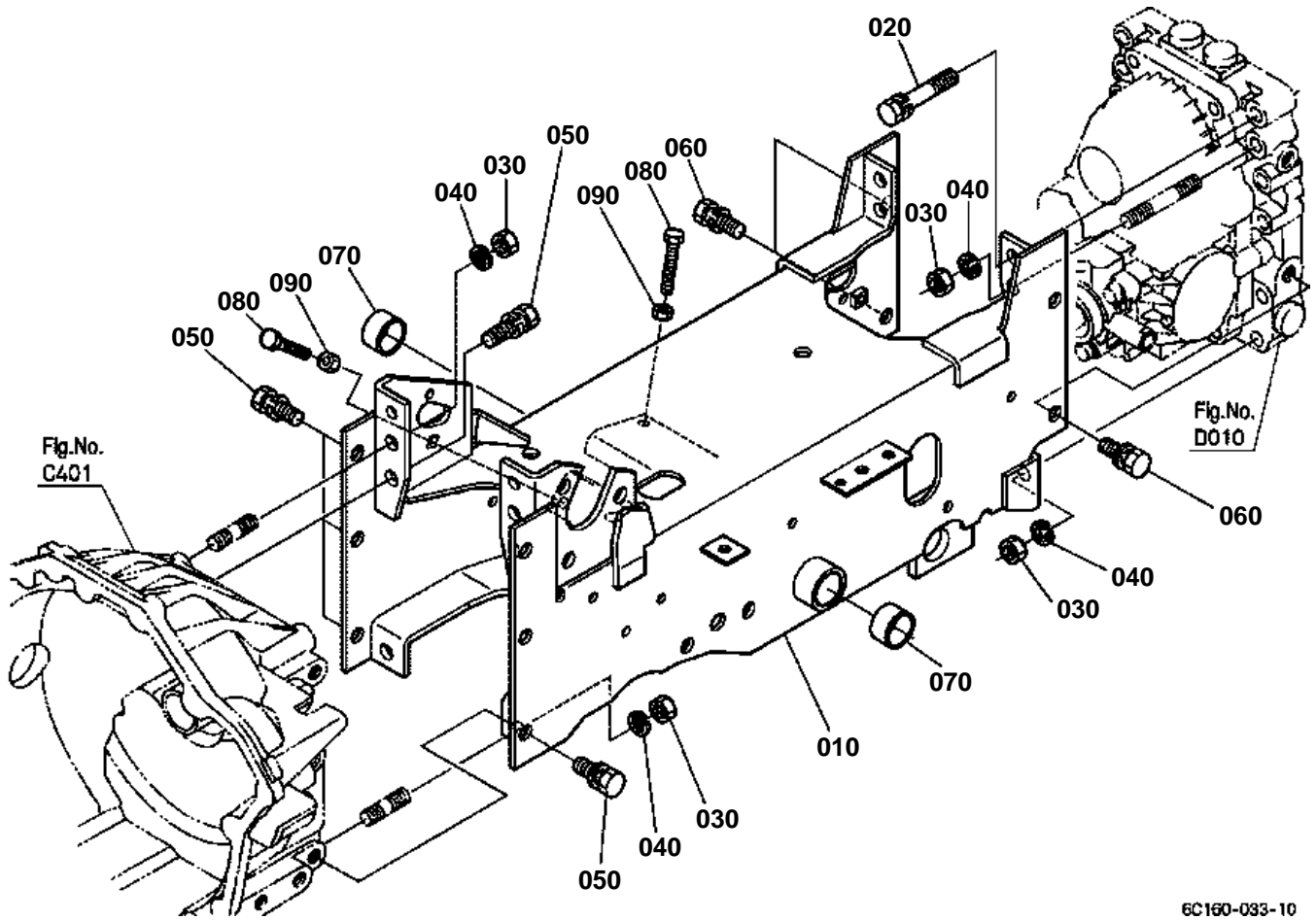


## CLUTCH HOUSING

↔ Interchangeable; ≠ not interchangeable; ← new for old; → old for new

REF.No	Part No.	Description	Q'ty	S.No.	I/C	REMARKS	Weight (kgf)	Weight (lb)
010	6C040-13114	HOUSING CLUTCH	1				5.2	11.44
020	05012-00814	PIN STRAIGHT	1				0.006	0.0132
030	66611-11160	PIN KNOCK	1				0.01	0.022
040	01133-51045	BOLT	2				0.034	0.0748
050	01123-50845	BOLT	2				0.02	0.044
060	01123-50830	BOLT	9				0.015	0.033
070	01555-51225	STUD	4				0.039	0.0858
080	01754-50812	BOLT FLANGE	1				0.01	0.022
090	04717-00800	WASHER WITH RUBBER	1				0.001	0.0022
100	37410-13124	PLUG	1				0.02	0.044
110	6C140-13120	COVER CLUTCH HOUSING	1				1.06	2.332
120	05012-00614	PIN STRAIGHT	2				0.004	0.0088
130	01123-50835	BOLT	4				0.02	0.044
140	01123-50850	BOLT	6				0.02	0.044
150	04717-01000	WASHER WITH RUBBER	1				0.001	0.0022
160	01774-51010	BOLT FLANGE	1				0.08	0.176

CENTER FRAME



6C160-033-10

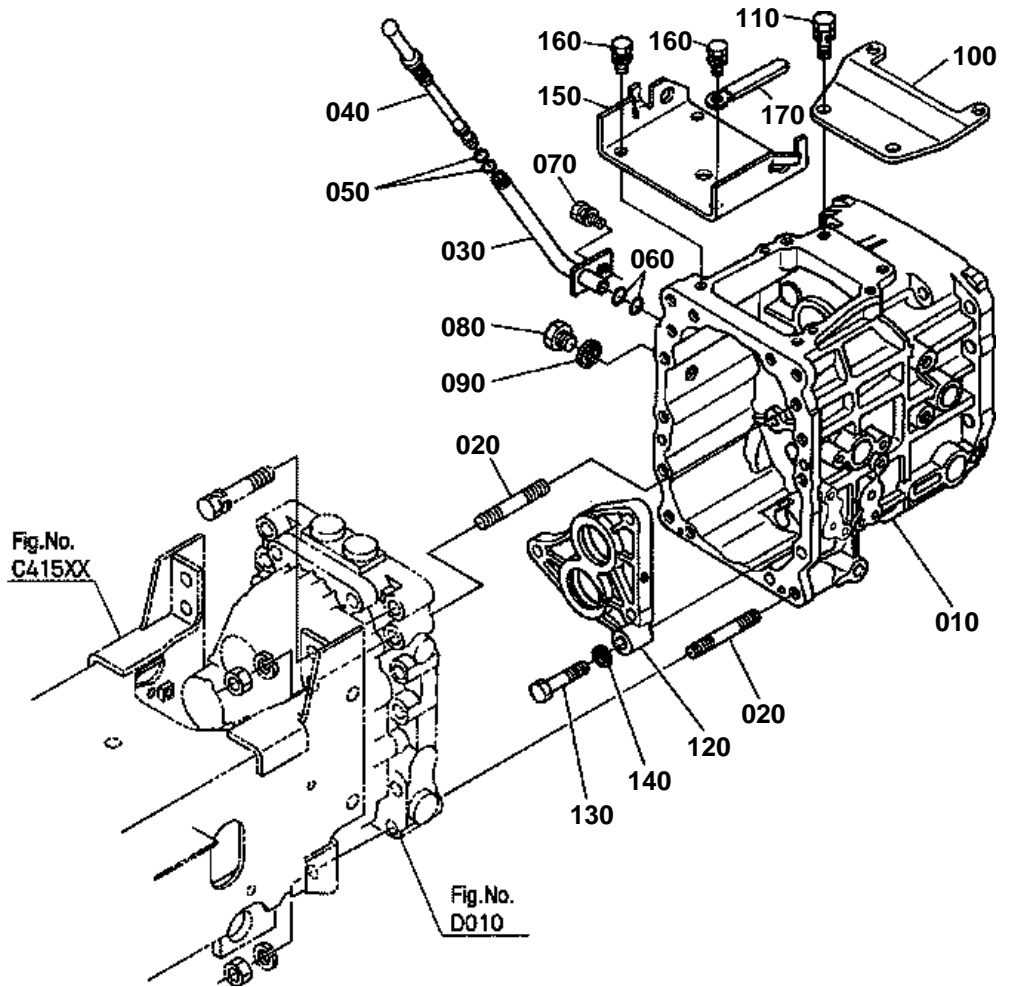


# CENTER FRAME

↔ Interchangeable; ≠ not interchangeable; ← new for old; → old for new

REF.No	Part No.	Description	Q'ty	S.No.	I/C	REMARKS	Weight (kgf)	Weight (lb)
010	6C140-51113	COMP.FRAME CENTER	1				16	35.2
020	01123-51265	BOLT	2				0.063	0.1386
030	02174-50120	NUT	8				0.01	0.022
040	04512-60120	WASHER SPRING	8				0.005	0.011
050	01123-51230	BOLT	8				0.04	0.088
060	01123-61225	BOLT	4				0.04	0.088
070	08511-02515	BUSH	2				0.012	0.0264
080	01155-50845	BOLT	2				0.02	0.044
090	02114-50080	NUT	2				0.005	0.011

TRANSMISSION CASE



6C120-051-12



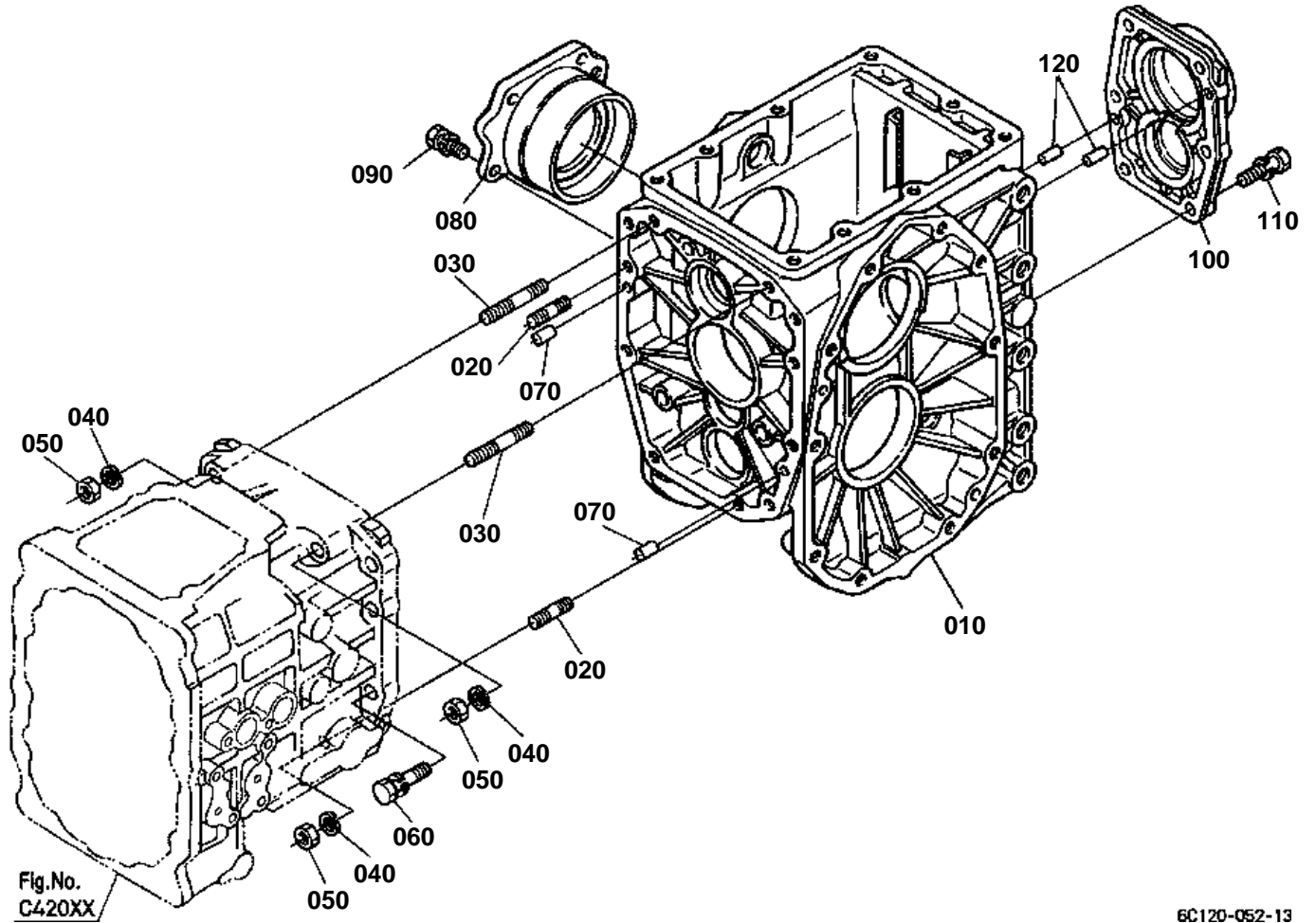


# TRANSMISSION CASE

↔ Interchangeable; ≠ not interchangeable; ← new for old; → old for new

REF.No	Part No.	Description	Q'ty	S.No.	I/C	REMARKS	Weight (kgf)	Weight (lb)
010	6C150-11110	CASE TRANSMISSION	1				5	11
020	01555-51260	STUD	4				0.067	0.1474
030	6A320-11152	PIPE OIL GAUGE	1				0.078	0.1716
040	6C040-11160	GAUGE OIL	1				0.01	0.022
050	04816-00060	O RING	2				0.001	0.0022
060	04816-00120	O RING	2				0.001	0.0022
070	01123-60816	BOLT	1				0.01	0.022
080	06311-55030	PLUG	1				0.05	0.11
090	04717-01700	WASHER WITH RUBBER	1				0.003	0.0066
100	6C040-11180	BRACKET	1				0.4	0.88
110	01123-51030	BOLT	2				0.025	0.055
120	6C050-12110	HOLDER BEARING	1				0.23	0.506
130	6C050-12120	BOLT REAMER	3				0.036	0.0792
140	04512-60100	WASHER SPRING	3				0.002	0.0044
150	6C150-12410	COVER UPPER	1				0.76	1.672
160	01123-50820	BOLT	4				0.011	0.0242
170	13824-67590	CLAMP CORD	1				0.002	0.0044

DIFFERENTIAL GEAR CASE



6C120-052-13

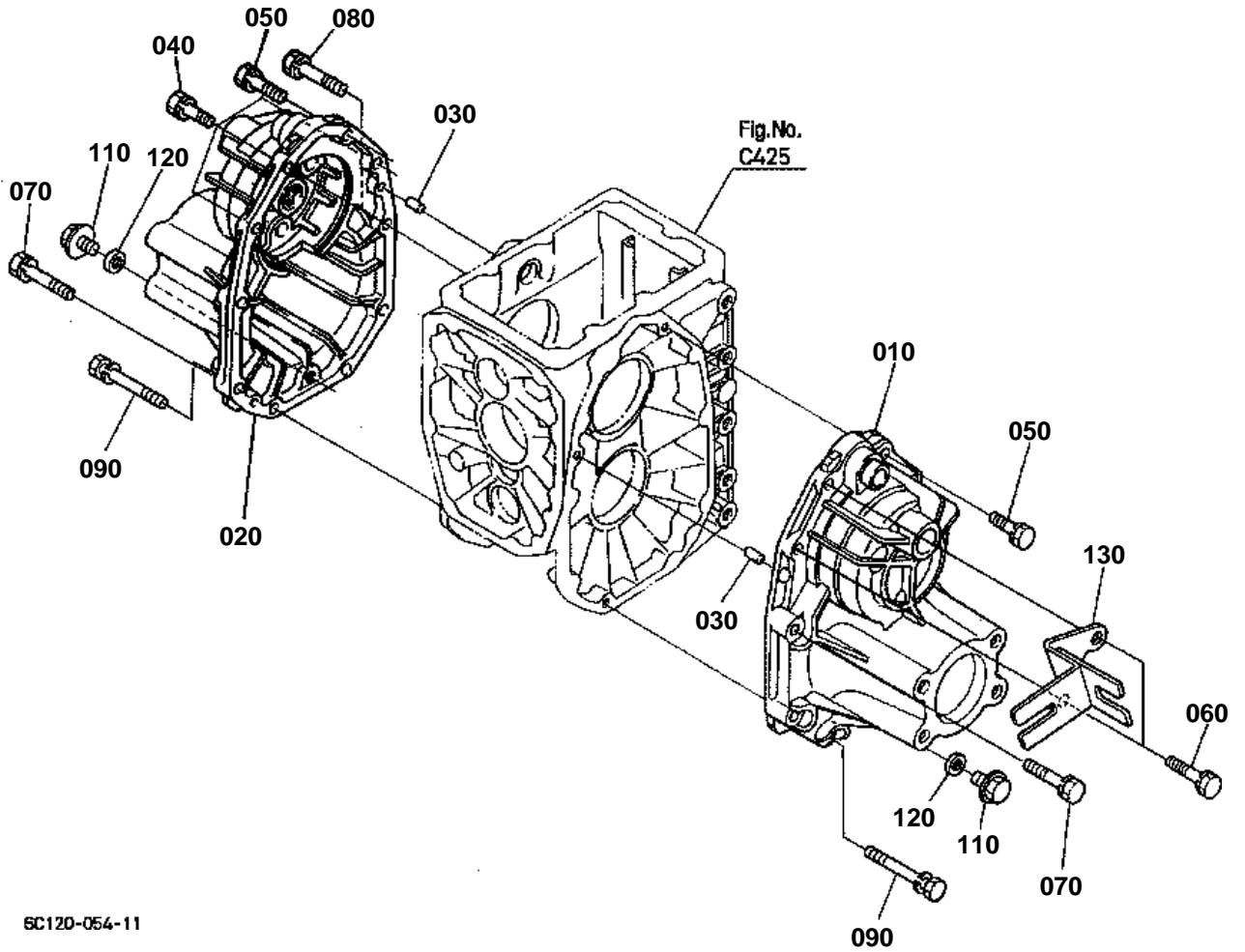


## DIFFERENTIAL GEAR CASE

↔ Interchangeable; ≠ not interchangeable; ← new for old; → old for new

REF.No	Part No.	Description	Q'ty	S.No.	I/C	REMARKS	Weight (kgf)	Weight (lb)
010	6C040-11174	CASE DIFF.GEAR	1				7.3	16.06
020	01555-51035	STUD	2				0.029	0.0638
030	01555-51065	STUD	2				0.048	0.1056
040	04512-60100	WASHER SPRING	4				0.002	0.0044
050	02176-50100	NUT	4				0.005	0.011
060	01123-51040	BOLT	7				0.03	0.066
070	05012-00614	PIN STRAIGHT	2				0.004	0.0088
080	66611-11812	HOLDER DIFF.BRG.RH	1				0.72	1.584
090	01123-50822	BOLT	4				0.012	0.0264
100	6A100-12213	COVER REAR	1				0.37	0.814
110	01123-51030	BOLT	6				0.025	0.055
120	05012-00614	PIN STRAIGHT	2				0.004	0.0088

REAR AXLE CASE



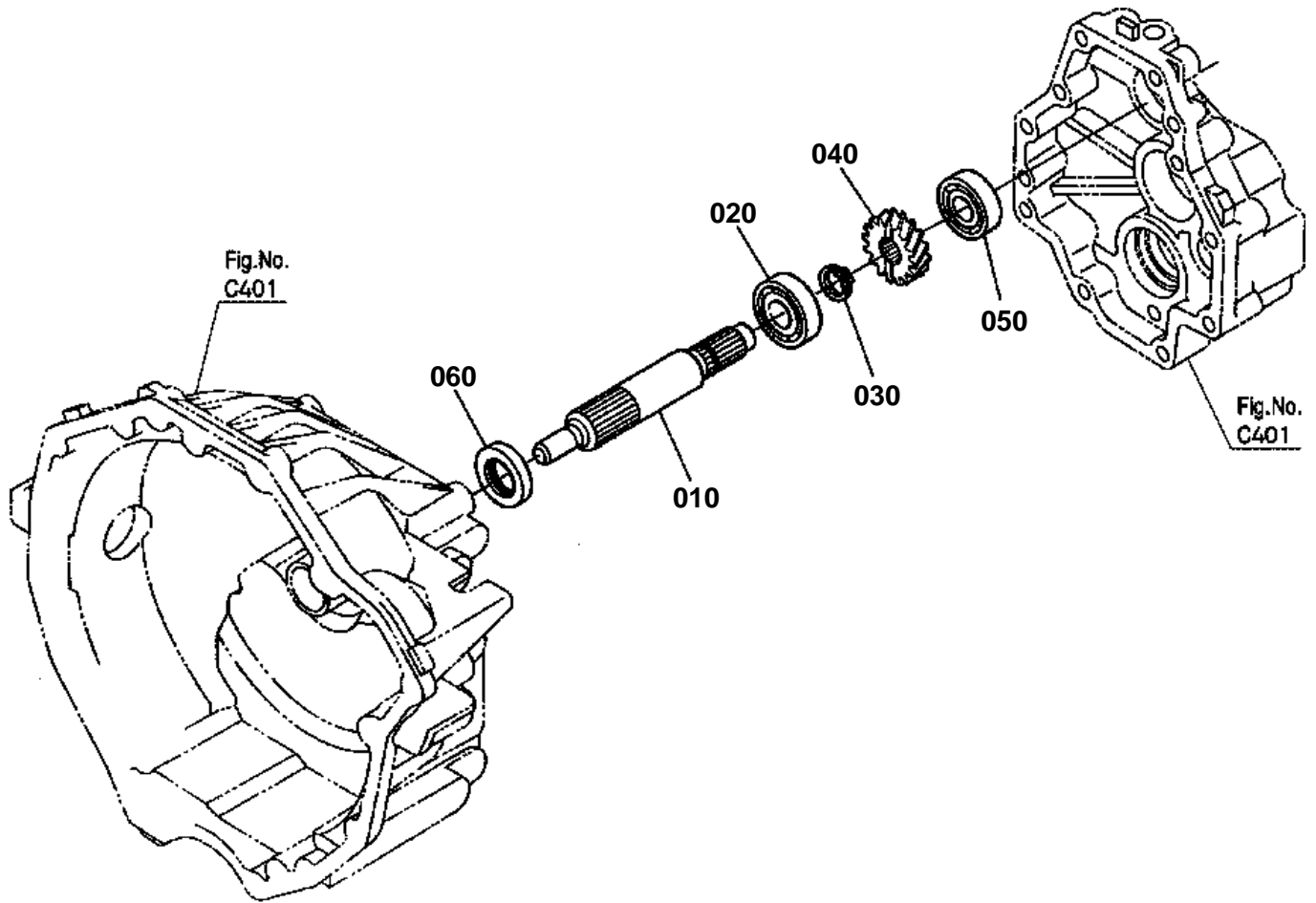
6C120-054-11

**REAR AXLE CASE**

↔ Interchangeable; ≠ not interchangeable; ← new for old; → old for new

REF.No	Part No.	Description	Q'ty	S.No.	I/C	REMARKS	Weight (kgf)	Weight (lb)
010	K3511-12620	CASE AXLE RH	1				2.32	5.104
020	K3511-12610	CASE AXLE LH	1				2.42	5.324
030	05012-00614	PIN STRAIGHT	4				0.004	0.0088
040	01123-51035	BOLT	3				0.025	0.055
050	01123-51035	BOLT	3				0.025	0.055
060	01123-51035	BOLT	2				0.025	0.055
070	01123-51050	BOLT	9				0.035	0.077
080	01123-51050	BOLT	1				0.035	0.077
090	01133-51080	BOLT	2				0.045	0.099
090	01133-51075	BOLT	2		↔		0.03	0.066
100	99999-99999	BLANK	0				0	0
110	01774-51212	BOLT FLANGE	2				0.028	0.0616
120	04717-01200	WASHER WITH RUBBER	2				0.002	0.0044
130	6C120-42650	STAY NEUTRAL SWITCH	1				0.22	0.484

CLUTCH SHAFT



6C160-035-10

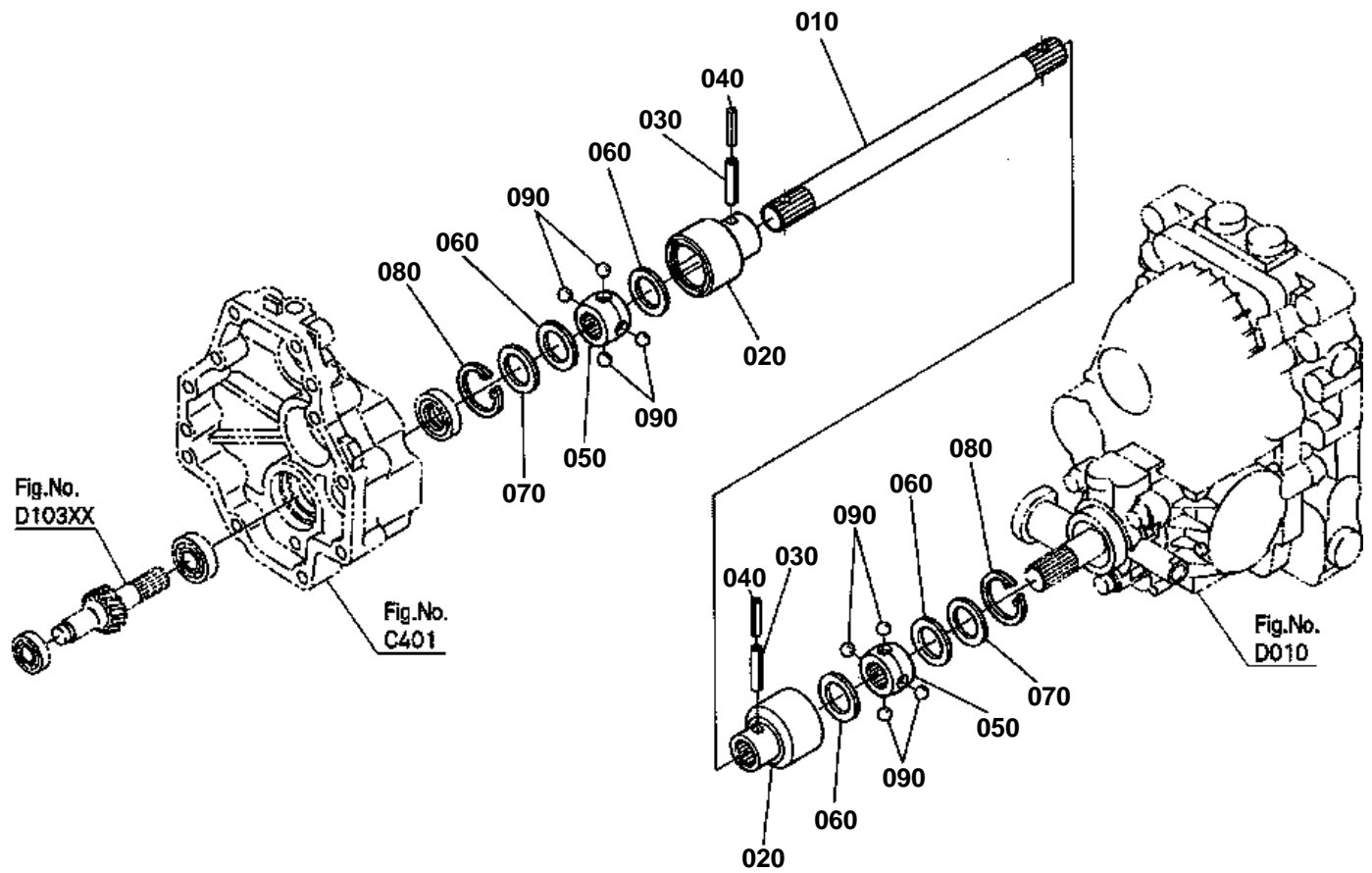


## CLUTCH SHAFT

↔ Interchangeable; ≠ not interchangeable; ← new for old; → old for new

REF.No	Part No.	Description	Q'ty	S.No.	I/C	REMARKS	Weight (kgf)	Weight (lb)
010	6C040-13514	SHAFT CLUTCH	1				0.5	1.1
020	52300-16180	BEARING	1				0.103	0.2266
030	04612-00200	CIR CLIP EXTERNAL	1				0.001	0.0022
040	6C040-13520	GEAR CLUTCH SHAFT	1			16T	0.165	0.363
050	08101-06203	BEARING BALL	1				0.063	0.1386
060	6C040-13530	SEAL OIL	1				0.012	0.0264

# PROPELLER SHAFT



6C160-037-10

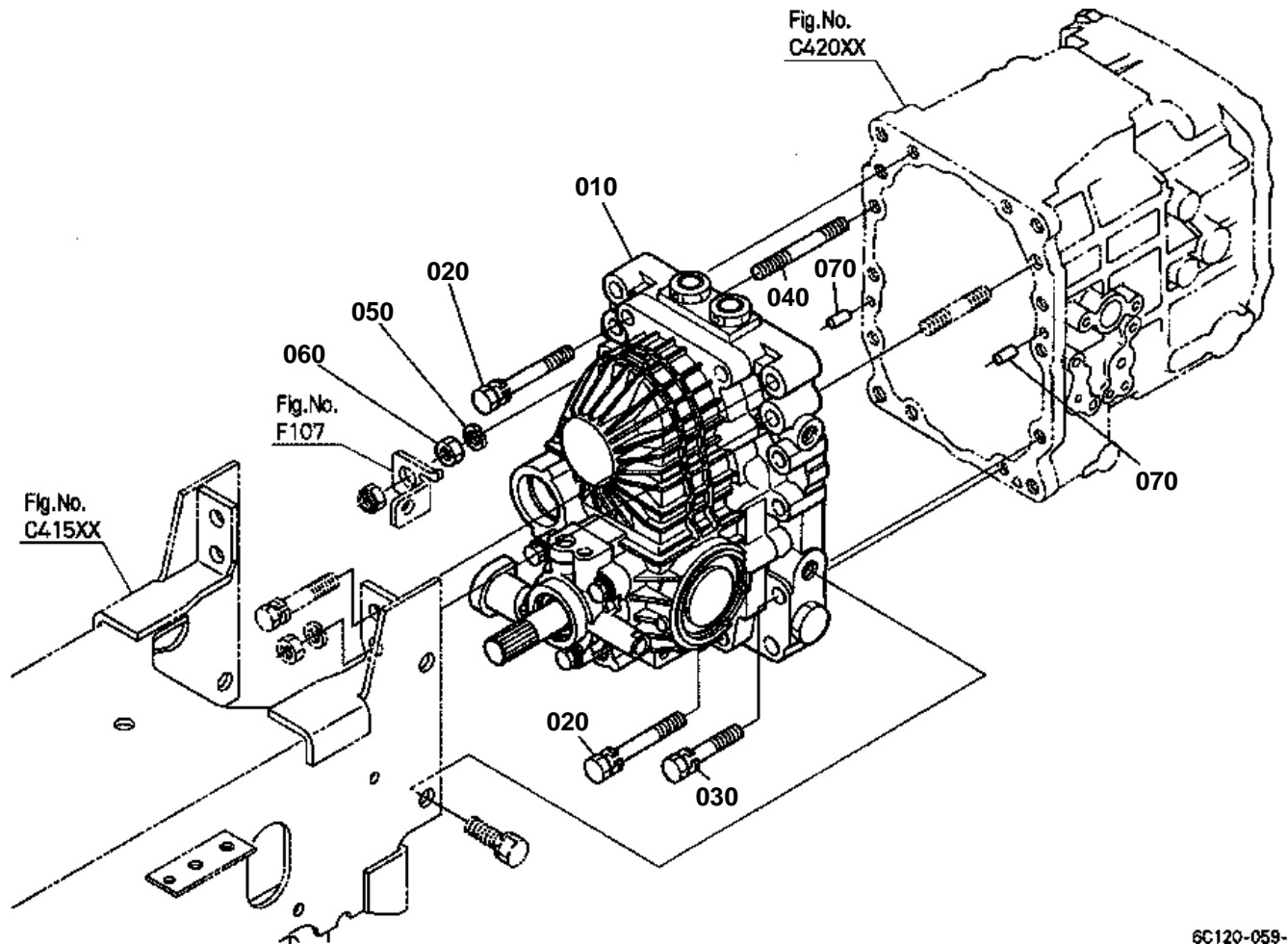




## PROPELLER SHAFT

↔ Interchangeable; ≠ not interchangeable; ← new for old; → old for new

REF.No	Part No.	Description	Q'ty	S.No.	I/C	REMARKS	Weight (kgf)	Weight (lb)
010	6C050-13723	SHAFT PROPELLER	1				0.64	1.408
020	67111-13710	COUPLING BALL OUTER	2				0.225	0.495
030	05411-00640	PIN SPRING	2				0.006	0.0132
040	32721-57680	PIN SPRING	2				0.002	0.0044
050	67211-14133	COUPLING BALL INNER	2				0.075	0.165
060	67111-13730	GASKET BALL JOINT	4				0.002	0.0044
070	67111-13740	SUPPORT GASKET	2				0.004	0.0088
080	04611-00350	CIR CLIP INTERNAL	2				0.003	0.0066
090	07715-00803	BALL	8				0.004	0.0088



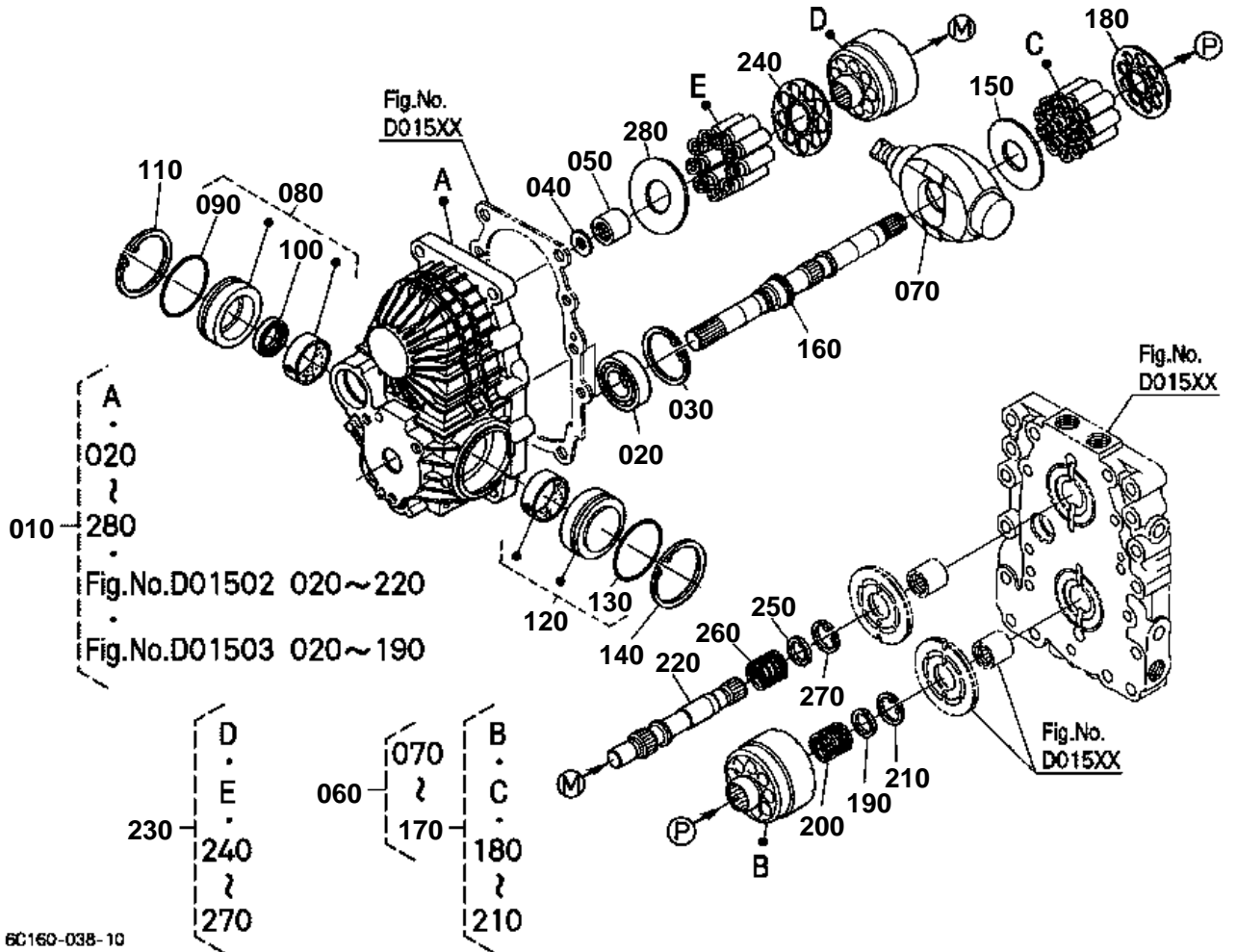
6C120-059-11



HST

↔ Interchangeable; ≠ not interchangeable; ← new for old; → old for new

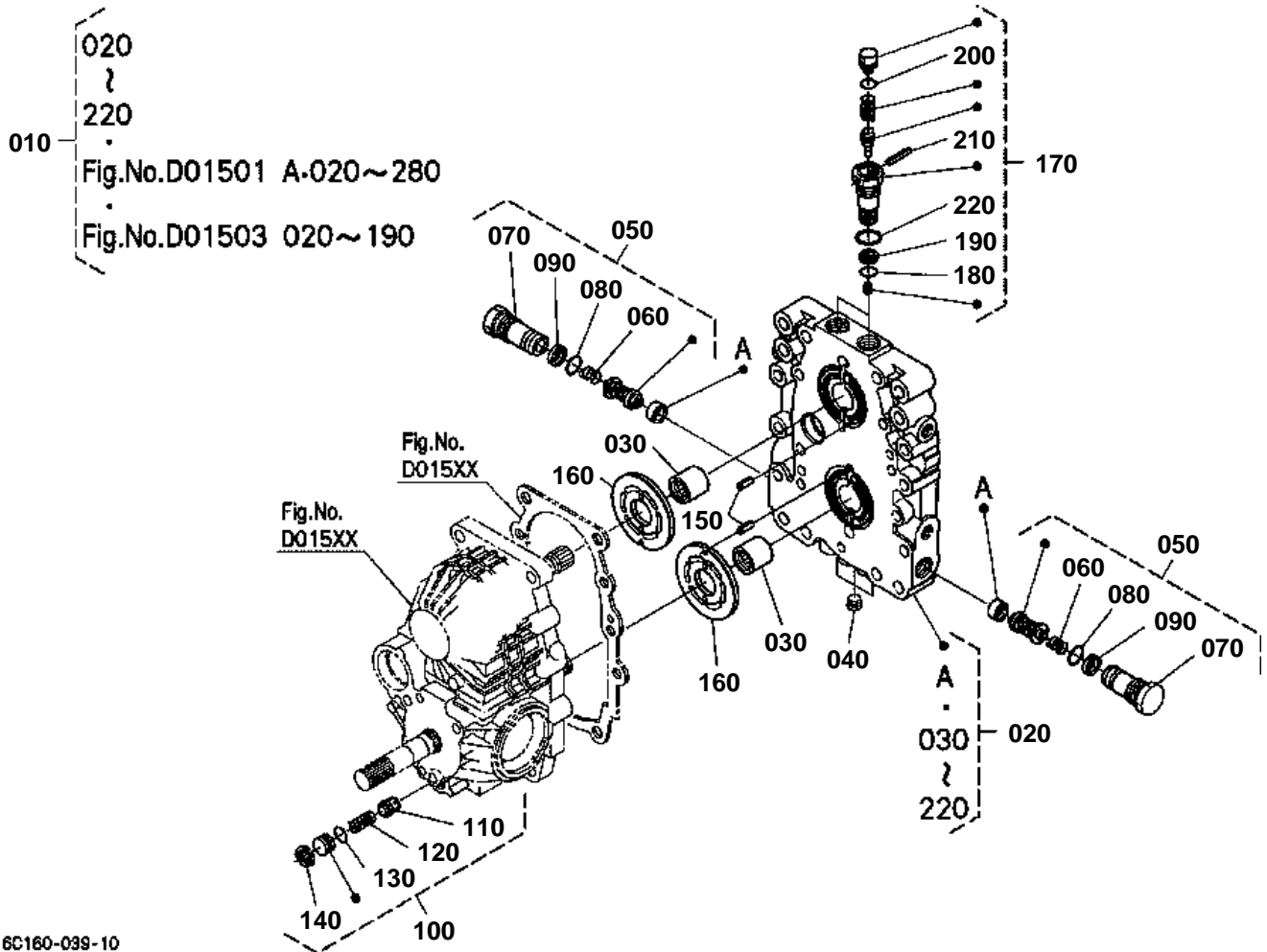
REF.No	Part No.	Description	Q'ty	S.No.	I/C	REMARKS	Weight (kgf)	Weight (lb)
010	6C150-11603	ASSY HST	1				16	35.2
020	01123-51075	BOLT	4				0.05	0.11
030	01123-51055	BOLT	5				0.038	0.0836
040	6C050-11690	STUD	1				0.043	0.0946
050	04512-60100	WASHER SPRING	1				0.002	0.0044
060	02176-50100	NUT	1				0.005	0.011
070	05012-00614	PIN STRAIGHT	2				0.004	0.0088



**HST [COMPONENT PARTS]**

↔ Interchangeable; ≠ not interchangeable; ← new for old; → old for new

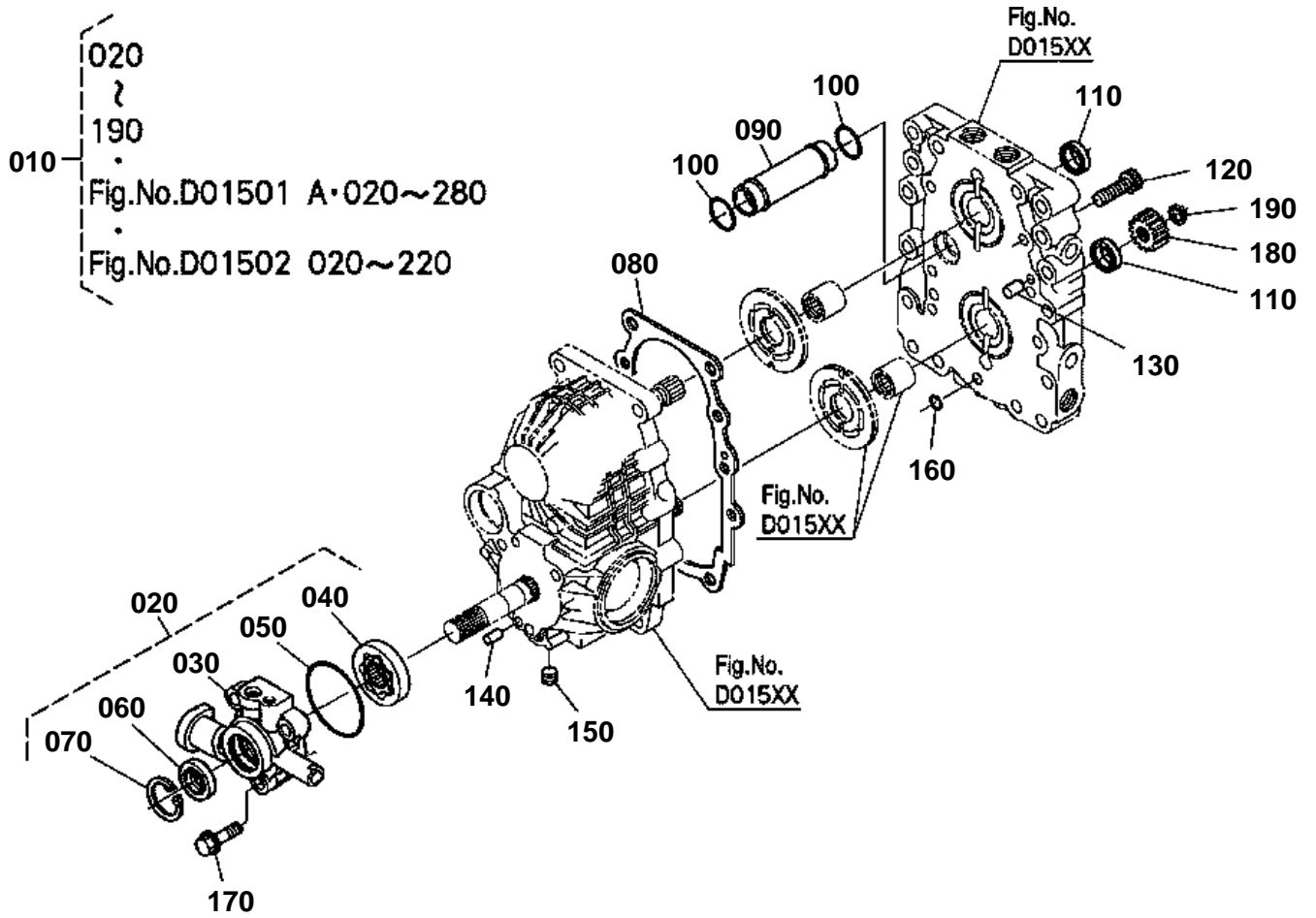
REF.No	Part No.	Description	Q'ty	S.No.	I/C	REMARKS	Weight (kgf)	Weight (lb)
010	6C150-11603	ASSY HST	1				16	35.2
020	37410-57190	BEARING BALL	1				0.14	0.308
030	04611-00520	CIR CLIP INTERNAL	1				0.009	0.0198
040	6A110-35240	COLLAR	1				0.002	0.0044
050	6A110-35122	BEARING NEEDLE	1				0.023	0.0506
060	32721-35010	ASSY PUMP	1				3.6	7.92
070	32721-35130	PLATE	1				1.02	2.244
080	6A110-35020	ASSY COVER A	1				0.24	0.528
090	04811-50550	O RING	1				0.002	0.0044
100	6A110-35140	SEAL OIL	1				0.009	0.0198
110	04611-00620	CIR CLIP INTERNAL	1				0.011	0.0242
120	6A110-35030	ASSY COVER B	1				0.24	0.528
130	04811-50550	O RING	1				0.002	0.0044
140	04611-00620	CIR CLIP INTERNAL	1				0.011	0.0242
150	32721-35150	COLLAR THRUST	1				0.026	0.0572
160	32721-35160	SHAFT	1				0.62	1.364
170	32721-35040	ASSY BLOCK CYL.	1				1.09	2.398
180	32721-35180	PLATE RETAINER	1				0.02	0.044
190	66415-39240	HOLDER SPRING	1				0.004	0.0088
200	66415-39250	SPRING	1				0.005	0.011
210	66415-39470	CIR CLIP INTERNAL	1				0.02	0.044
220	32721-35230	SHAFT	1				0.35	0.77
230	32721-35070	ASSY BLOCK CYL.	1				1.09	2.398
240	32721-35180	PLATE RETAINER	1				0.02	0.044
250	66415-39240	HOLDER SPRING	1				0.004	0.0088
260	66415-39250	SPRING	1				0.005	0.011
270	66415-39470	CIR CLIP INTERNAL	1				0.02	0.044
280	32721-35150	COLLAR THRUST	1				0.026	0.0572



**HST [COMPONENT PARTS]**

↔ Interchangeable; ≠ not interchangeable; ← new for old; → old for new

REF.No	Part No.	Description	Q'ty	S.No.	I/C	REMARKS	Weight (kgf)	Weight (lb)
010	6C150-11603	ASSY HST	1				16	35.2
020	6C070-11700	ASSY COVER PORTBLOCK	1				8	17.6
030	K7001-39030	BEARING NEEDLE	2				0.2	0.44
040	K7001-39620	PLUG	3				0.005	0.011
050	32721-35400	ASSY VALVE RELIEF	2				0.06	0.132
060	66415-83860	SPRING	2				0.002	0.0044
070	35270-16650	PLUG	2				0.02	0.044
080	04817-00150	O RING	2				0.001	0.0022
090	32721-35280	RING BACK UP	2				0.001	0.0022
100	32721-35200	ASSY VALVE RELIEF	1				0.022	0.0484
110	66363-39710	POPPET L	1				0.006	0.0132
120	66363-39720	SPRING	1				0.01	0.022
130	04817-00120	O RING	1				0.001	0.0022
140	04611-00170	CIR CLIP INTERNAL	1				0.001	0.0022
150	05411-00414	PIN SPRING	2				0.001	0.0022
160	K7001-39920	PLATE VALVE	2				0.13	0.286
170	6C070-11650	ASSY VALVE NUETRAL	2				0.1	0.22
180	04817-00120	O RING	2				0.001	0.0022
190	66363-39630	RING BACK UP	2				0.001	0.0022
200	04817-00100	O RING	2				0.001	0.0022
210	05411-00325	PIN SPRING	2				0.001	0.0022
220	04817-00180	O RING	2				0.003	0.0066



6C160-040-10



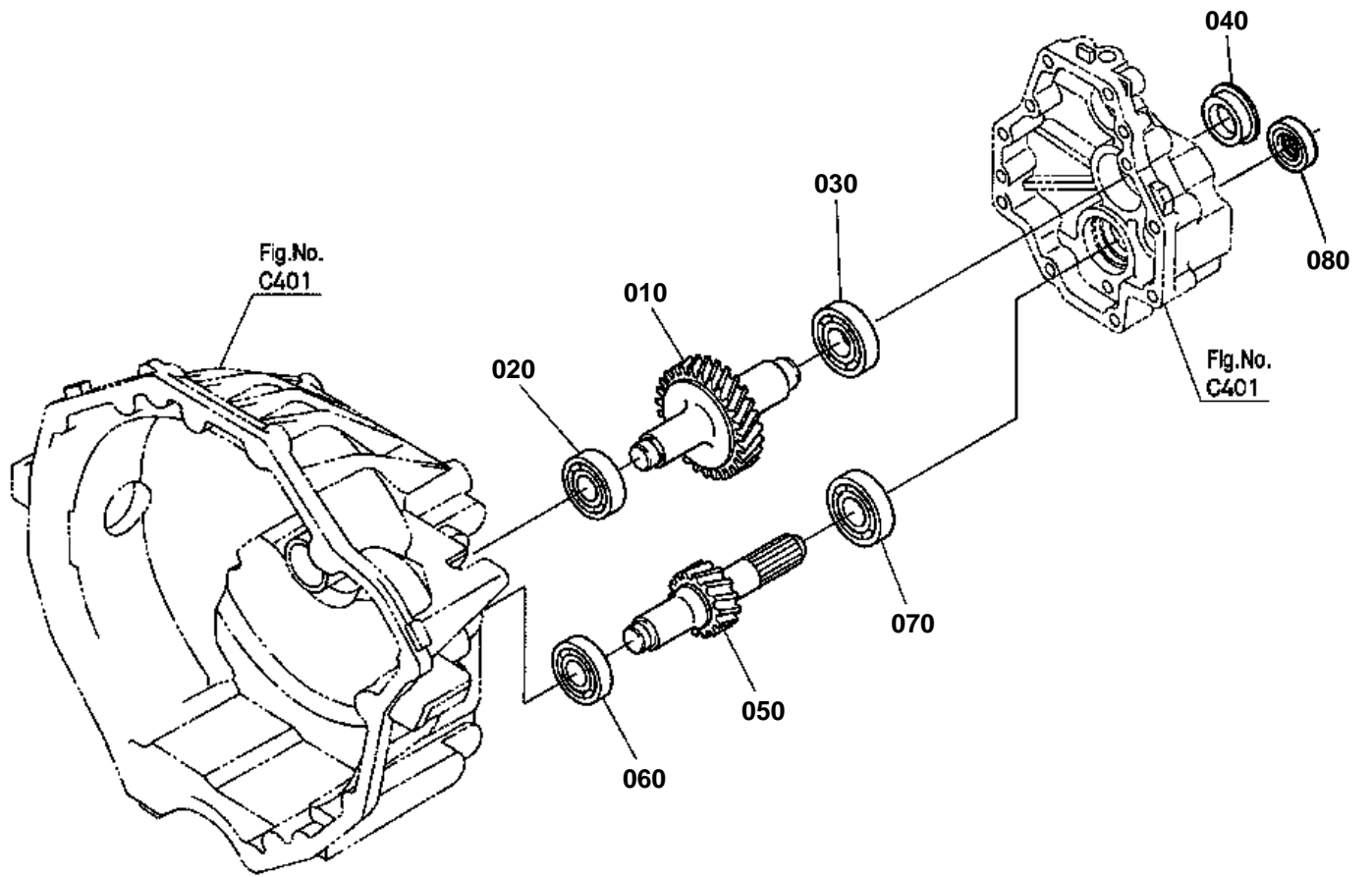


# HST [COMPONENT PARTS]

↔ Interchangeable; ≠ not interchangeable; ← new for old; → old for new

REF.No	Part No.	Description	Q'ty	S.No.	I/C	REMARKS	Weight (kgf)	Weight (lb)
010	6C150-11603	ASSY HST	1				16	35.2
020	6C150-35302	ASSY PUMP	1				0.45	0.99
030	6C150-35352	CASE CHARGE PUMP	1				0.29	0.638
040	6A000-39820	ROTOR	1				0.15	0.33
050	04811-06630	O RING	1				0.001	0.0022
060	66363-39560	SEAL OIL	1				0.01	0.022
070	04611-00350	CIR CLIP INTERNAL	1				0.003	0.0066
080	32721-35360	GASKET	1				0.005	0.011
090	32721-35373	PIPE	1				0.09	0.198
100	04817-00250	O RING	2				0.003	0.0066
110	32721-35380	SEAL OIL	2				0.002	0.0044
120	01311-11035	BOLT HEX-SOC-HD	6				0.03	0.066
130	05012-00814	PIN STRAIGHT	2				0.006	0.0132
140	05012-00614	PIN STRAIGHT	2				0.004	0.0088
150	32721-35450	PLUG	1				0.002	0.0044
160	04817-00100	O RING	1				0.001	0.0022
170	01754-50830	BOLT FLANGE	3				0.05	0.11
180	6C050-14290	GEAR	1				0.115	0.253
190	04612-00180	CIR CLIP EXTERNAL	1				0.001	0.0022

FRONT SHAFT



6C160-042-10

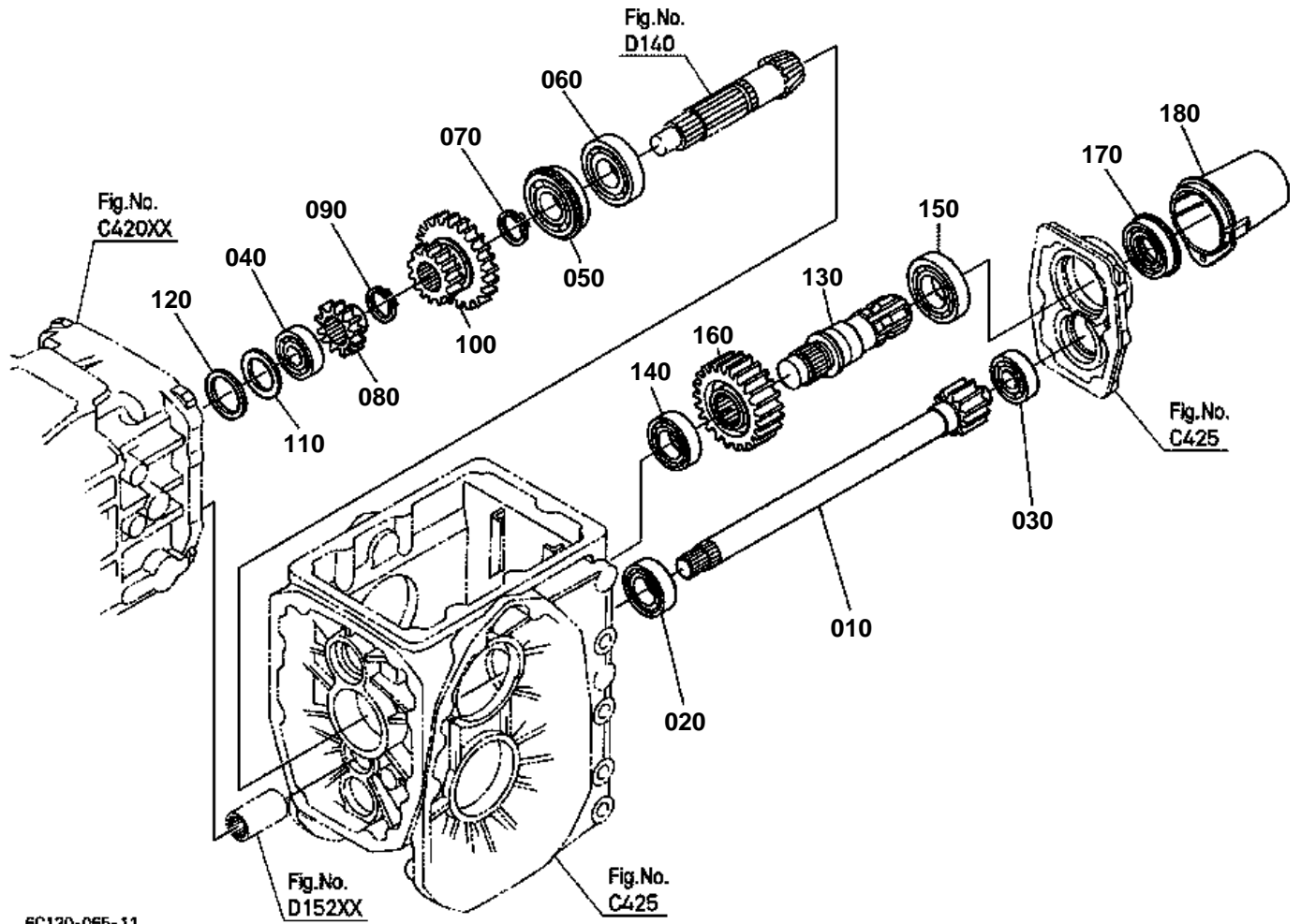


# FRONT SHAFT

↔ Interchangeable; ≠ not interchangeable; ← new for old; → old for new

REF.No	Part No.	Description	Q'ty	S.No.	I/C	REMARKS	Weight (kgf)	Weight (lb)
010	6C150-13610	SHAFT FRONT	1			27T	0.94	2.068
020	67211-14220	BEARING BALL	1				0.07	0.154
030	08101-06204	BEARING BALL	1				0.102	0.2244
040	6A100-12180	PLUG	1				0.022	0.0484
050	6C150-13710	SHAFT FRONT	1			14T	0.46	1.012
060	08101-06203	BEARING BALL	1				0.063	0.1386
070	52300-16180	BEARING	1				0.103	0.2266
080	66363-39560	SEAL OIL	1				0.01	0.022

PTO SHAFT



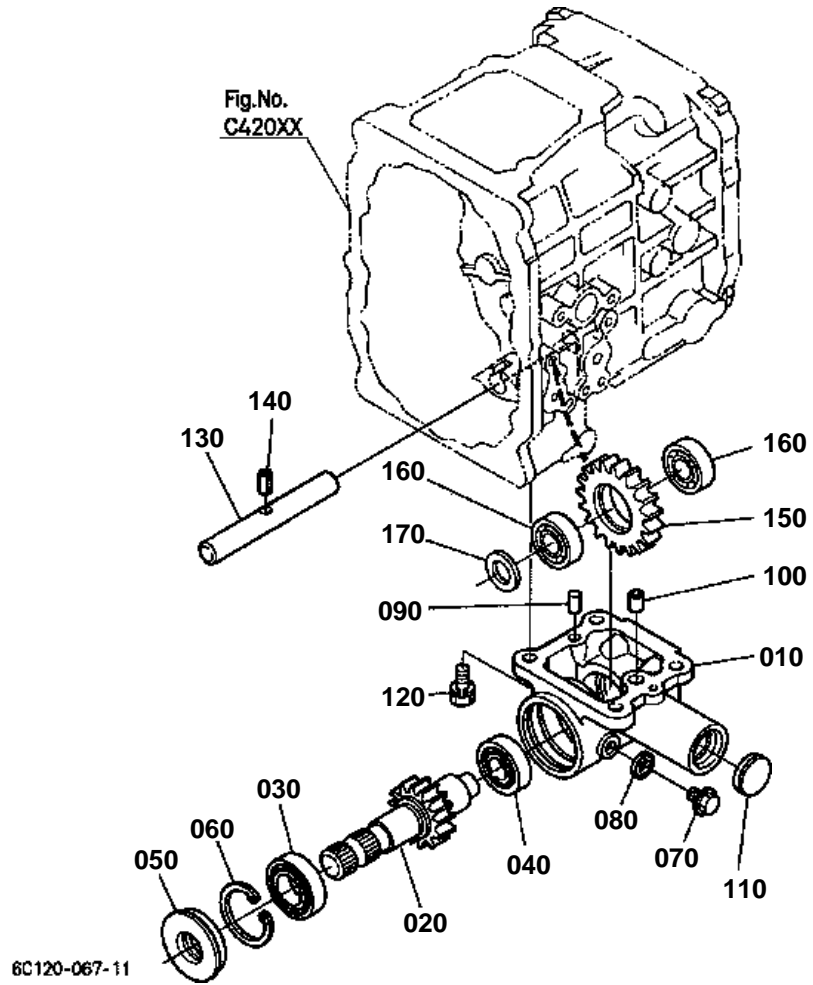
6C120-065-11



## PTO SHAFT

↔ Interchangeable; ≠ not interchangeable; ← new for old; → old for new

REF.No	Part No.	Description	Q'ty	S.No.	I/C	REMARKS	Weight (kgf)	Weight (lb)
010	6C050-14510	GEAR-SHAFT	1			11T	1.025	2.255
020	67121-56770	BEARING BALL	1				0.127	0.2794
030	67955-14170	BEARING BALL	1				0.114	0.2508
040	08221-07303	BEARING BALL	1				0.116	0.2552
050	38430-21590	BEARING BALL	1				0.25	0.55
060	64441-22170	BEARING BALL	1				0.24	0.528
070	32721-14660	CIR CLIP EXTERNAL	1				0.005	0.011
080	6C040-14650	GEAR 4WD	1			13T	0.093	0.2046
090	04612-00250	CIR CLIP EXTERNAL	1				0.002	0.0044
100	6C050-14620	GEAR	1			15-29T	0.425	0.935
110	66591-14720	SPACER	1				0.002	0.0044
120	66611-14670	SHIM	1			1.4mm	0.008	0.0176
120	66611-14680	SHIM	1			1.8mm	0.01	0.022
120	66611-14690	SHIM	1			0.2mm	0.001	0.0022
130	37410-16510	SHAFT PTO	1				0.79	1.738
140	67121-56770	BEARING BALL	1				0.127	0.2794
150	6C040-14730	BEARING BALL	1				0.15	0.33
160	6C040-14720	GEAR	1			24T	0.68	1.496
170	37410-16550	SEAL OIL	1				0.03	0.066
180	37410-63112	CAP PTO SHAFT	1				0.055	0.121

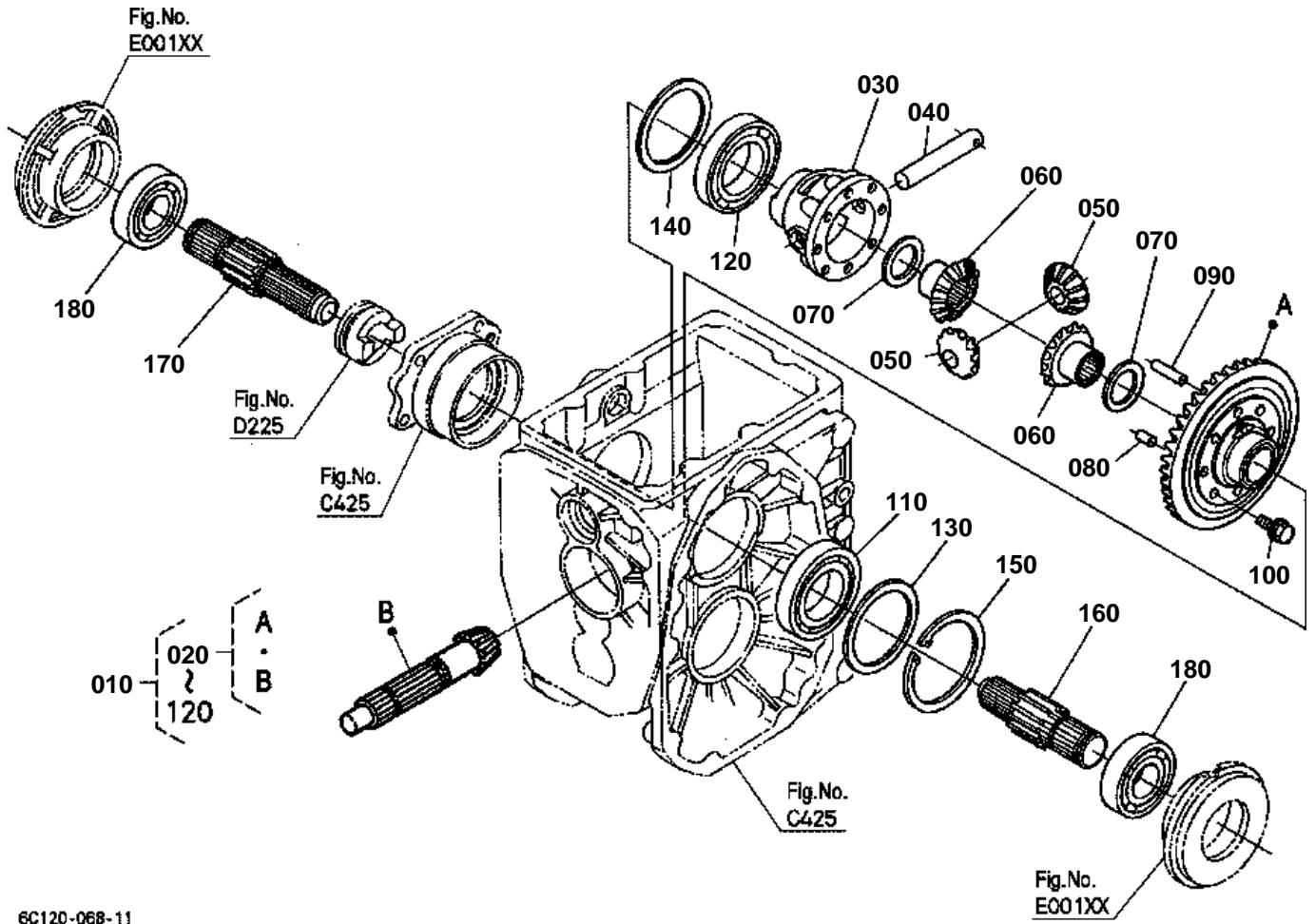


**MID PTO**

↔ Interchangeable; ≠ not interchangeable; ← new for old; → old for new

REF.No	Part No.	Description	Q'ty	S.No.	I/C	REMARKS	Weight (kgf)	Weight (lb)
010	6C090-21210	CASE MID PTO	1				0.508	1.1176
020	6C090-21230	SHAFT GEAR	1			11T	0.54	1.188
030	08101-06205	BEARING BALL	1				0.14	0.308
040	08101-06204	BEARING BALL	1				0.102	0.2244
050	32430-25540	SEAL OIL MID PTO	1				0.04	0.088
060	04611-00520	CIR CLIP INTERNAL	1				0.009	0.0198
070	01774-51212	BOLT FLANGE	1				0.028	0.0616
080	04717-01200	WASHER WITH RUBBER	1				0.002	0.0044
090	05012-00614	PIN STRAIGHT	1				0.004	0.0088
100	66116-11190	PIPE KNOCK	1				0.002	0.0044
110	16241-96262	PLUG FUEL CAMSHAFT	1				0.007	0.0154
120	01123-51035	BOLT	4				0.025	0.055
130	6C090-21250	SHAFT IDLE	1				0.22	0.484
140	05411-00616	PIN SPRING	1				0.002	0.0044
150	6C120-21220	GEAR M-PTO	1			19T	0.3	0.66
160	6C120-21230	BEARING BALL	2				0.038	0.0836
170	41142-43470	COLLAR THRUST	1				0.005	0.011

REAR DIFFERENTIAL



6C120-068-11

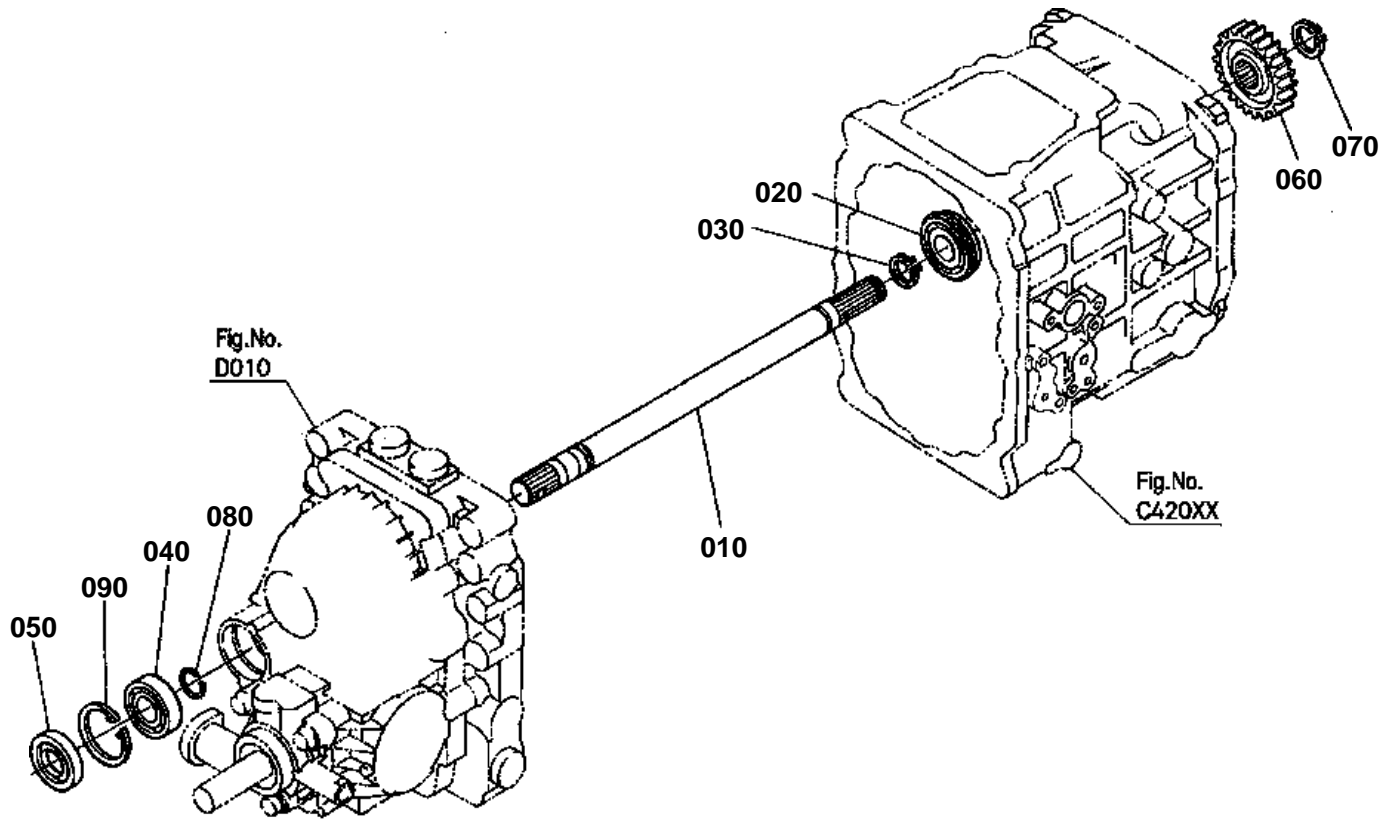


**REAR DIFFERENTIAL**

↔ Interchangeable; ≠ not interchangeable; ← new for old; → old for new

REF.No	Part No.	Description	Q'ty	S.No.	I/C	REMARKS	Weight (kgf)	Weight (lb)
010	6C140-97910	ASSY DIFFERENTIAL	1				3	6.6
020	6C040-97920	ASSY GEAR BEVEL	1			6-37T	1.97	4.334
030	6C040-14970	CASE DIFFERENTIAL	1				0.7	1.54
040	67711-14912	SHAFT DIFF.PINION	1				0.14	0.308
050	67711-14920	PINION DIFF.	2			12T	0.11	0.242
060	6C040-14930	GEAR DIFF.SIDE	2			14T	0.165	0.363
070	67211-15160	SHIM	2			1.0mm	0.01	0.022
070	67211-15170	SHIM	2			0.8mm	0.008	0.0176
070	67211-15180	SHIM	2			1.2mm	0.01	0.022
080	66591-14792	PIN KNOCK	1				0.003	0.0066
090	66591-14783	PIN STRAIGHT	1				0.01	0.022
100	67810-56680	BOLT UBS	6				0.013	0.0286
110	08101-06009	BEARING BALL	1				0.22	0.484
120	6C140-14980	BEARING BALL	1				0.26	0.572
130	66591-14980	SHIM DIFF.SIDE	1			0.5mm	0.005	0.011
130	66591-14990	SHIM DIFF.SIDE	1			0.2mm	0.002	0.0044
140	66611-15140	SHIM DIFF.SIDE	1			0.5mm	0.006	0.0132
140	66611-15150	SHIM DIFF.SIDE	1			0.2mm	0.002	0.0044
150	04611-00750	CIR CLIP INTERNAL	1				0.019	0.0418
160	6C040-14940	SHAFT DIFF.GEAR LH	1				0.62	1.364
170	6C040-14950	SHAFT DIFF.GEAR RH	1				0.72	1.584
180	08101-06306	BEARING BALL	2				0.335	0.737

FRONT WHEEL PROPELLER SHAFT



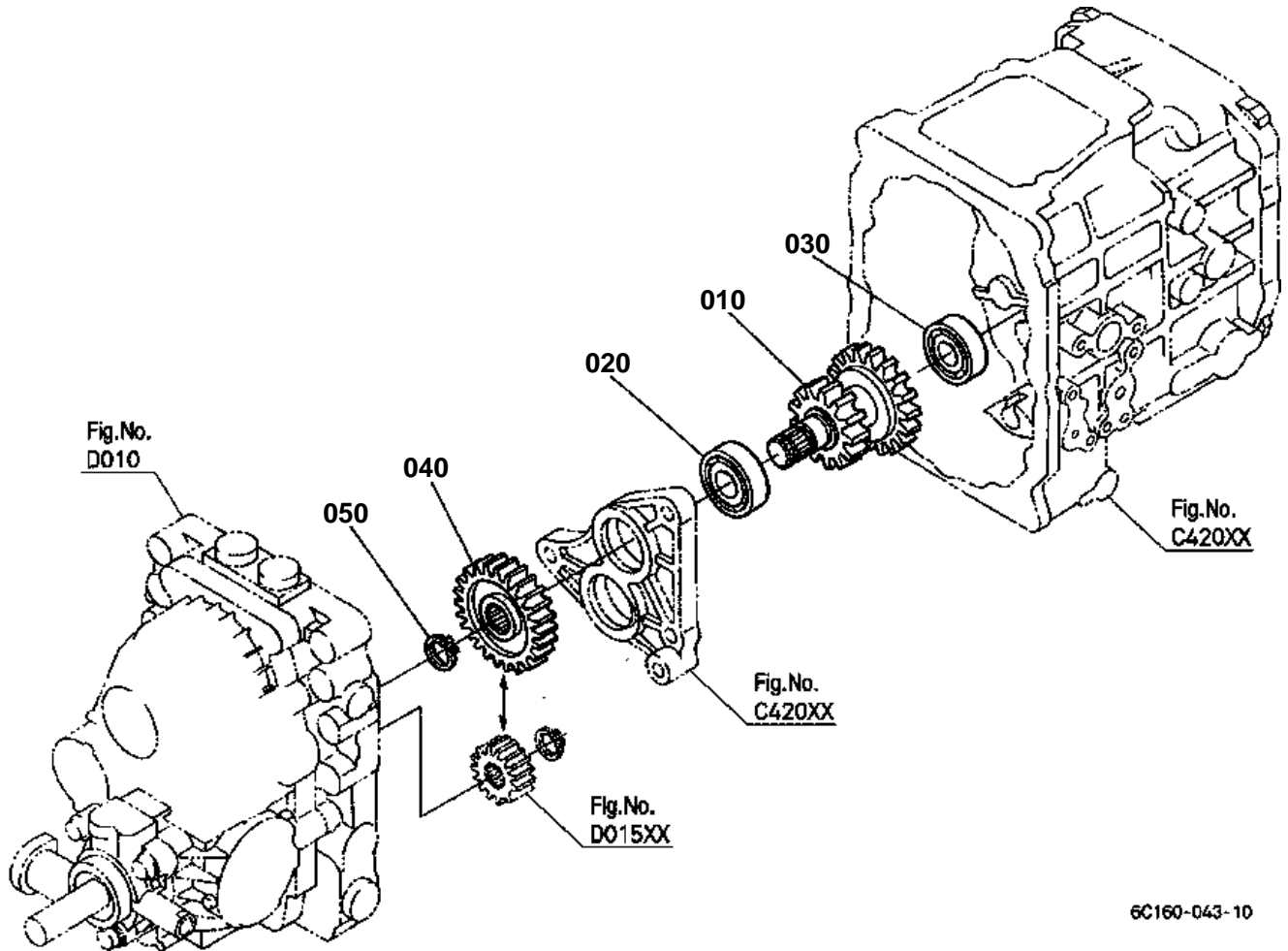
6C120-070-11



# FRONT WHEEL PROPELLER SHAFT

↔ Interchangeable; ≠ not interchangeable; ← new for old; → old for new

REF.No	Part No.	Description	Q'ty	S.No.	I/C	REMARKS	Weight (kgf)	Weight (lb)
010	32721-14810	SHAFT 4WD	1				0.84	1.848
020	08151-06204	BEARING BALL	1				0.11	0.242
030	04612-00200	CIR CLIP EXTERNAL	1				0.001	0.0022
040	52300-21660	BEARING	1				0.07	0.154
050	09500-20428	SEAL OIL	1				0.012	0.0264
060	6C040-14840	GEAR 4WD	1			20T	0.23	0.506
070	04612-00190	CIR CLIP EXTERNAL	1				0.001	0.0022
080	6C050-14850	CIR CLIP EXTERNAL	1				0.001	0.0022
090	04611-00420	CIR CLIP INTERNAL	1				0.006	0.0132



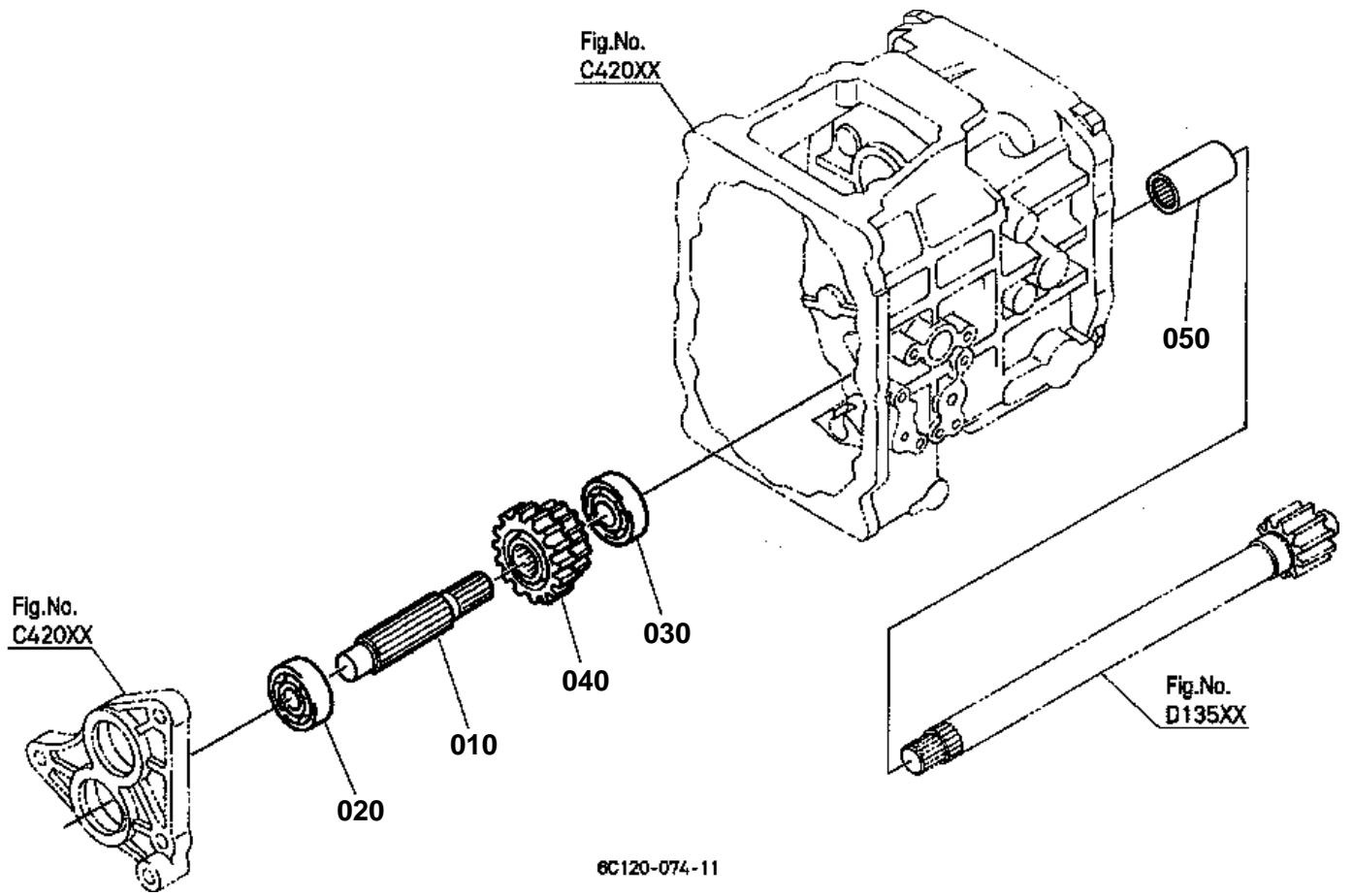
6C160-043-10



## 2ND SHAFT

↔ Interchangeable; ≠ not interchangeable; ← new for old; → old for new

REF.No	Part No.	Description	Q'ty	S.No.	I/C	REMARKS	Weight (kgf)	Weight (lb)
010	6C090-14210	GEAR-SHAFT	1			13-18T	0.8	1.76
020	52300-16180	BEARING	1				0.103	0.2266
030	61361-14280	BEARING BALL	1				0.09	0.198
040	6C050-14280	GEAR	1			27T	0.32	0.704
050	04612-00190	CIR CLIP EXTERNAL	1				0.001	0.0022



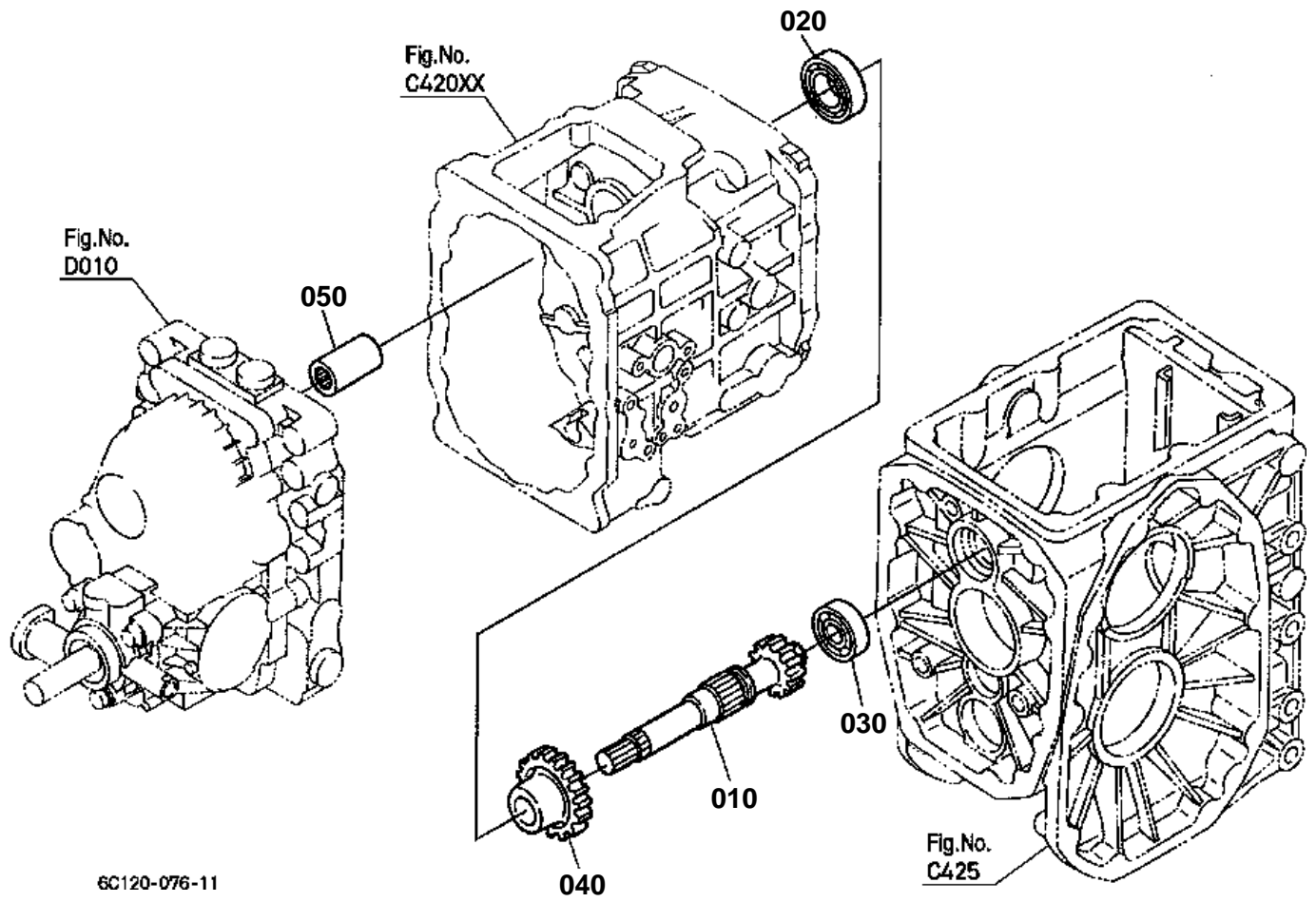


### 3RD SHAFT

↔ Interchangeable; ≠ not interchangeable; ← new for old; → old for new

REF.No	Part No.	Description	Q'ty	S.No.	I/C	REMARKS	Weight (kgf)	Weight (lb)
010	6C090-14310	SHAFT	1				0.35	0.77
020	08101-06204	BEARING BALL	1				0.102	0.2244
030	08101-06304	BEARING BALL	1				0.146	0.3212
040	6C090-14320	GEAR	1			17-13T	0.44	0.968
050	6C050-14520	COUPLING	1				0.099	0.2178

4TH SHAFT



6C120-076-11



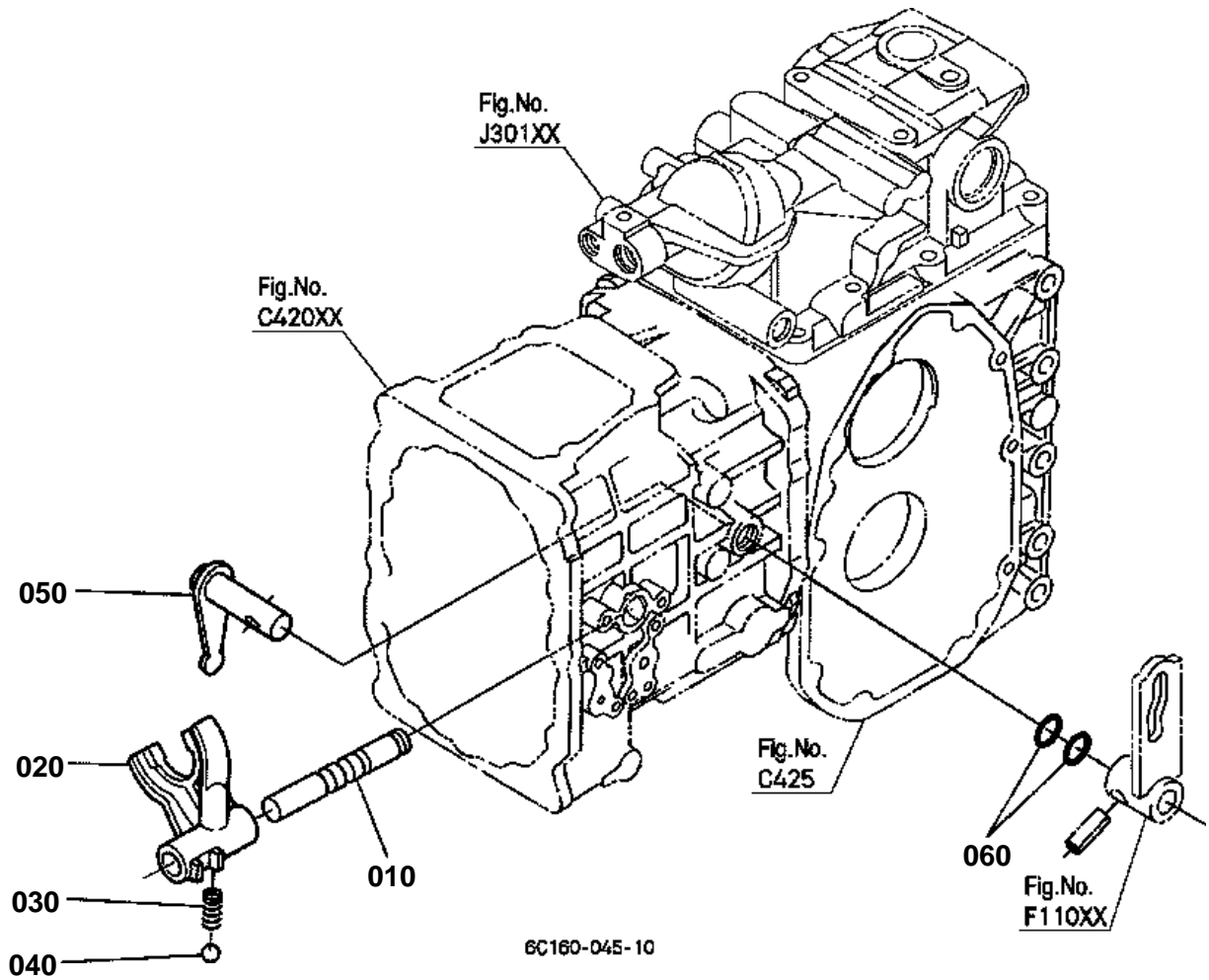


## 4TH SHAFT

↔ Interchangeable; ≠ not interchangeable; ← new for old; → old for new

REF.No	Part No.	Description	Q'ty	S.No.	I/C	REMARKS	Weight (kgf)	Weight (lb)
010	6C050-14410	GEAR-SHAFT	1			14T	0.635	1.397
020	08101-06205	BEARING BALL	1				0.14	0.308
030	61361-14280	BEARING BALL	1				0.09	0.198
040	6C050-14450	GEAR	1			18T	0.28	0.616
050	6C050-14520	COUPLING	1				0.099	0.2178

RANGE GEAR SHIFT FORK



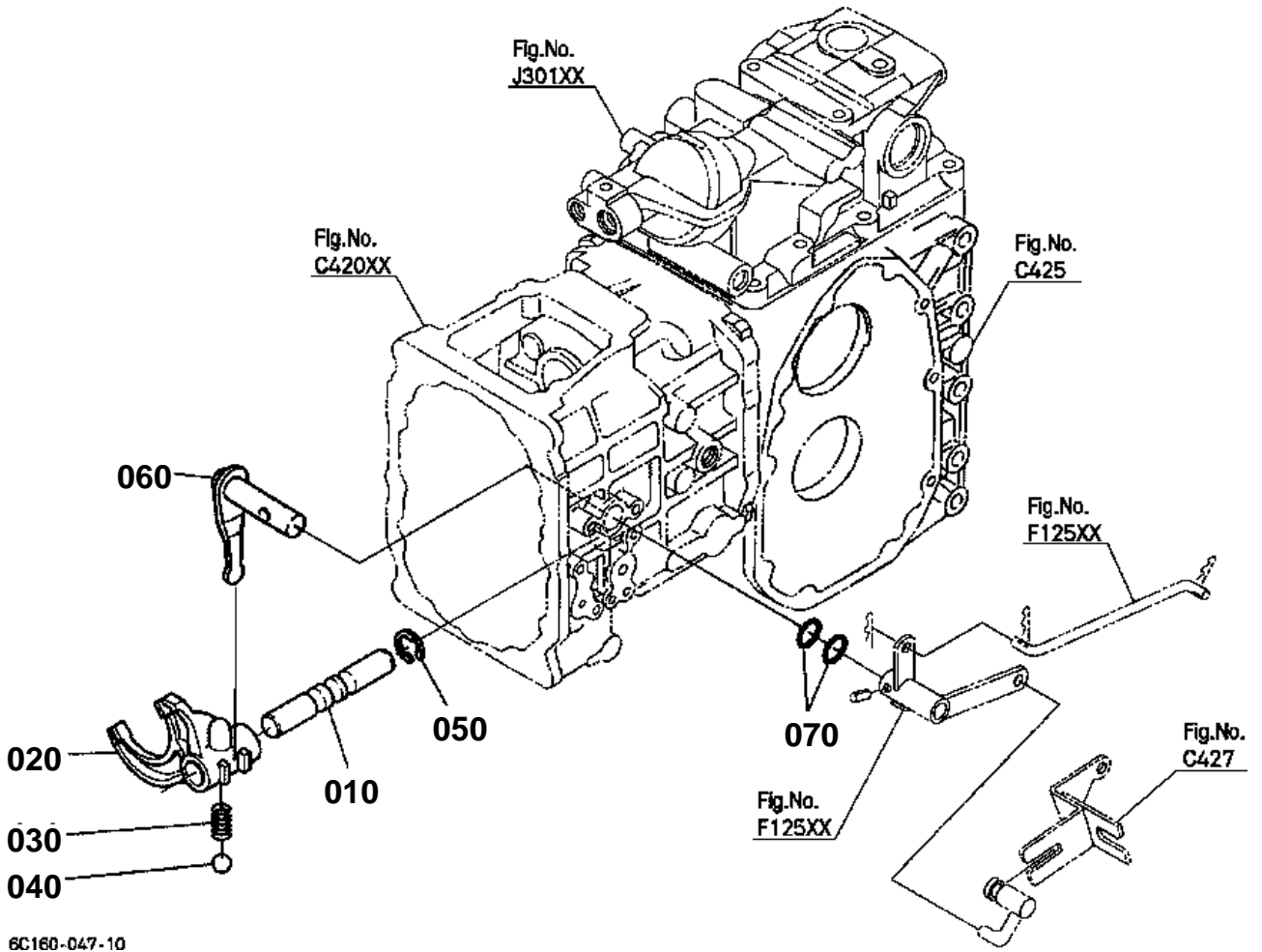


## RANGE GEAR SHIFT FORK

↔ Interchangeable; ≠ not interchangeable; ← new for old; → old for new

REF.No	Part No.	Description	Q'ty	S.No.	I/C	REMARKS	Weight (kgf)	Weight (lb)
010	6C050-18410	ROD FORK	1				0.118	0.2596
020	6C040-18420	FORK RANGE SHIFT	1				0.079	0.1738
030	62061-18260	SPRING STOPPER	1				0.002	0.0044
040	07715-01605	BALL	1				0.003	0.0066
050	6C040-18510	ARM RANGE SHIFT	1				0.075	0.165
060	04816-00160	O RING	2				0.003	0.0066

# PTO GEAR SHIFT FORK



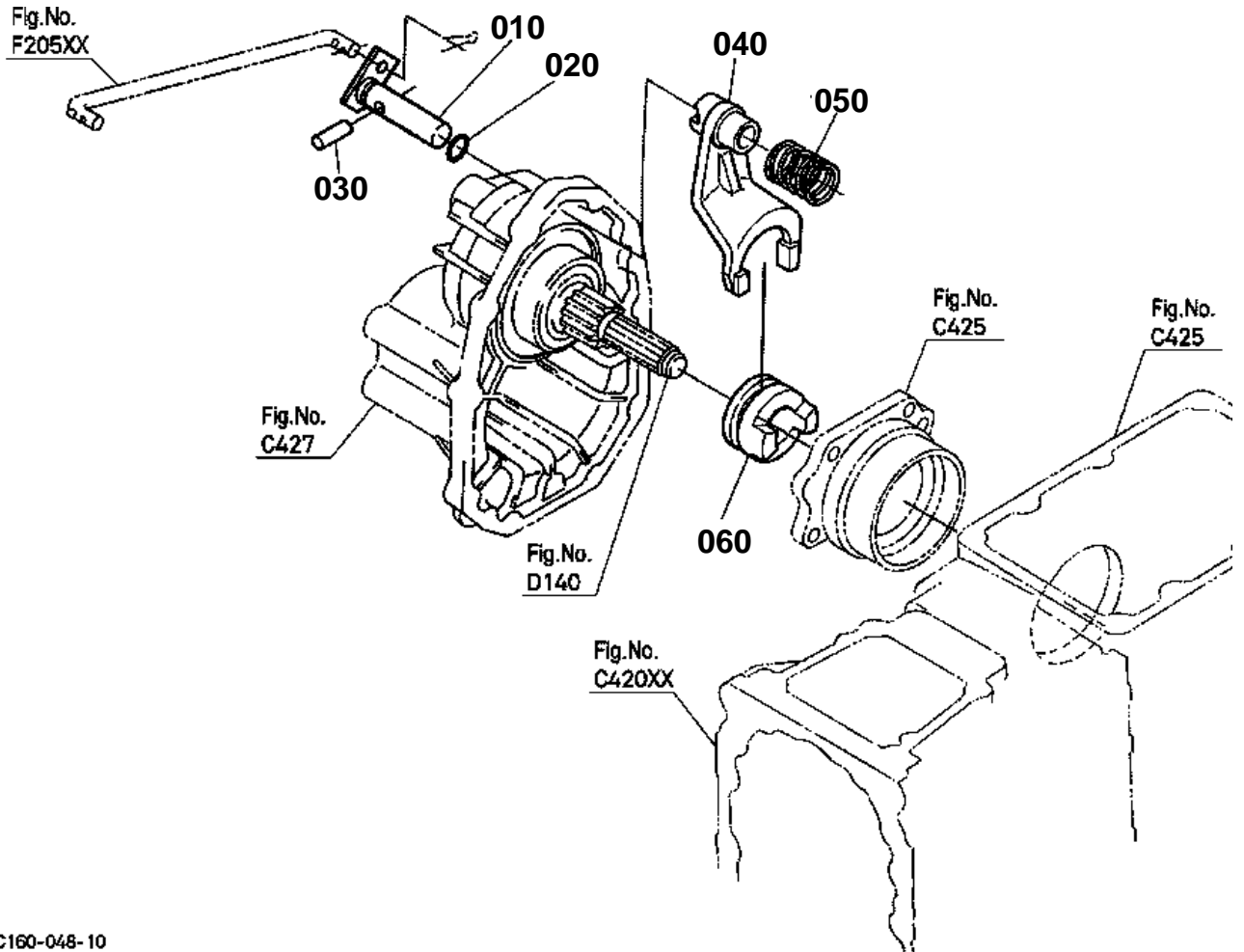


# PTO GEAR SHIFT FORK

↔ Interchangeable; ≠ not interchangeable; ← new for old; → old for new

REF.No	Part No.	Description	Q'ty	S.No.	I/C	REMARKS	Weight (kgf)	Weight (lb)
010	6C090-18612	ROD FORK	1				0.11	0.242
020	6C090-18620	FORK PTO SHIFT	1				0.09	0.198
030	62061-18260	SPRING STOPPER	1				0.002	0.0044
040	07715-01605	BALL	1				0.003	0.0066
050	04613-50120	CIR CLIP EXTERNAL	1				0.001	0.0022
060	6C040-18712	ARM PTO SHIFT	1				0.16	0.352
070	04816-00160	O RING	2				0.003	0.0066

DIFFERENTIAL LOCK SHIFT FORK



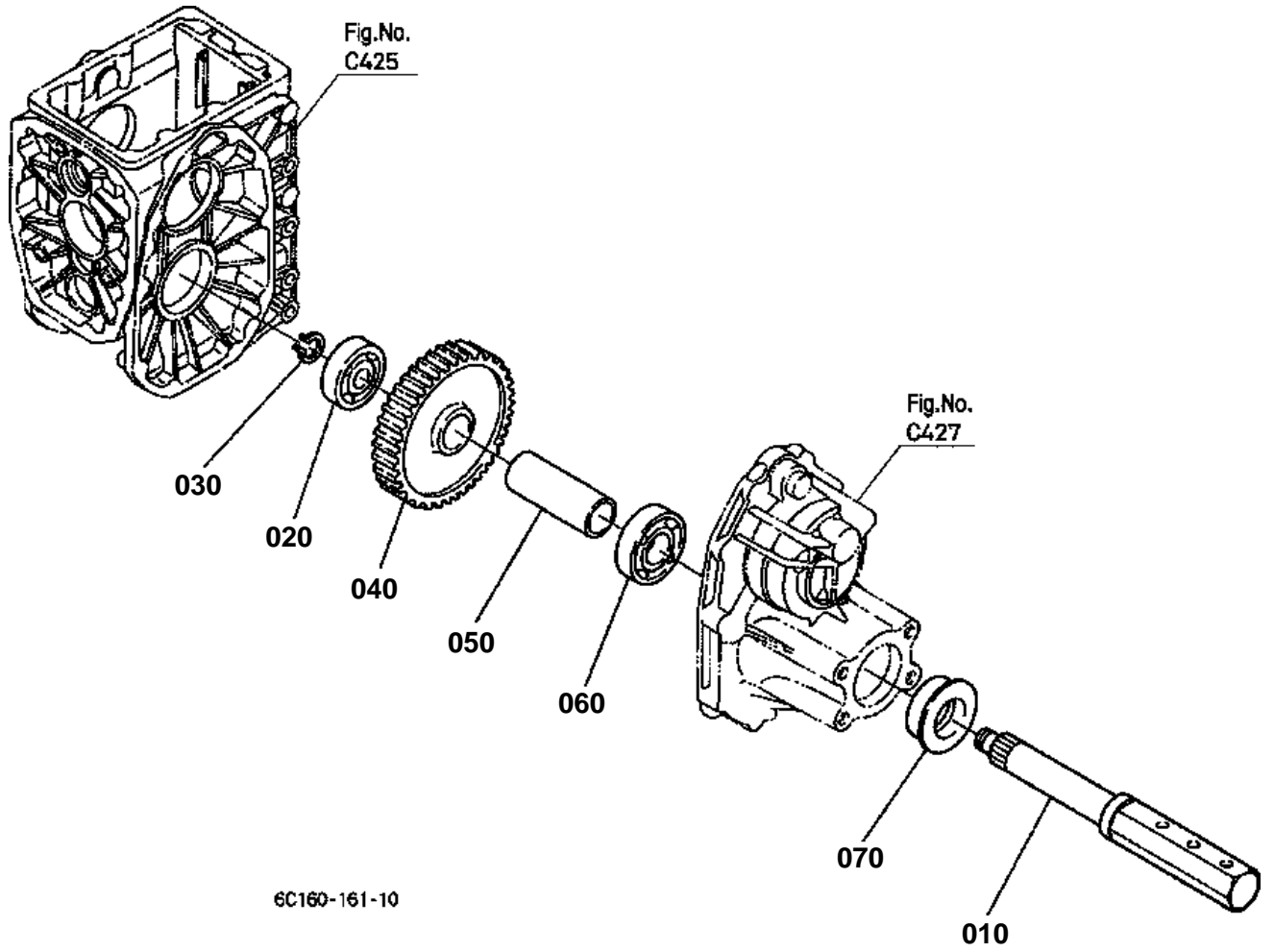
6C160-048-10



# DIFFERENTIAL LOCK SHIFT FORK

↔ Interchangeable; ≠ not interchangeable; ← new for old; → old for new

REF.No	Part No.	Description	Q'ty	S.No.	I/C	REMARKS	Weight (kgf)	Weight (lb)
010	6C040-19120	ROD FORK	1				0.17	0.374
020	04816-06120	O RING	1				0.002	0.0044
030	6A100-19130	PIN	1				0.017	0.0374
040	6C040-19110	FORK DIFF.LOCK SHIFT	1				0.22	0.484
050	6C040-19130	SPRING	1				0.014	0.0308
060	66611-15130	CLUTCH DIFF.LOCK	1				0.2	0.44

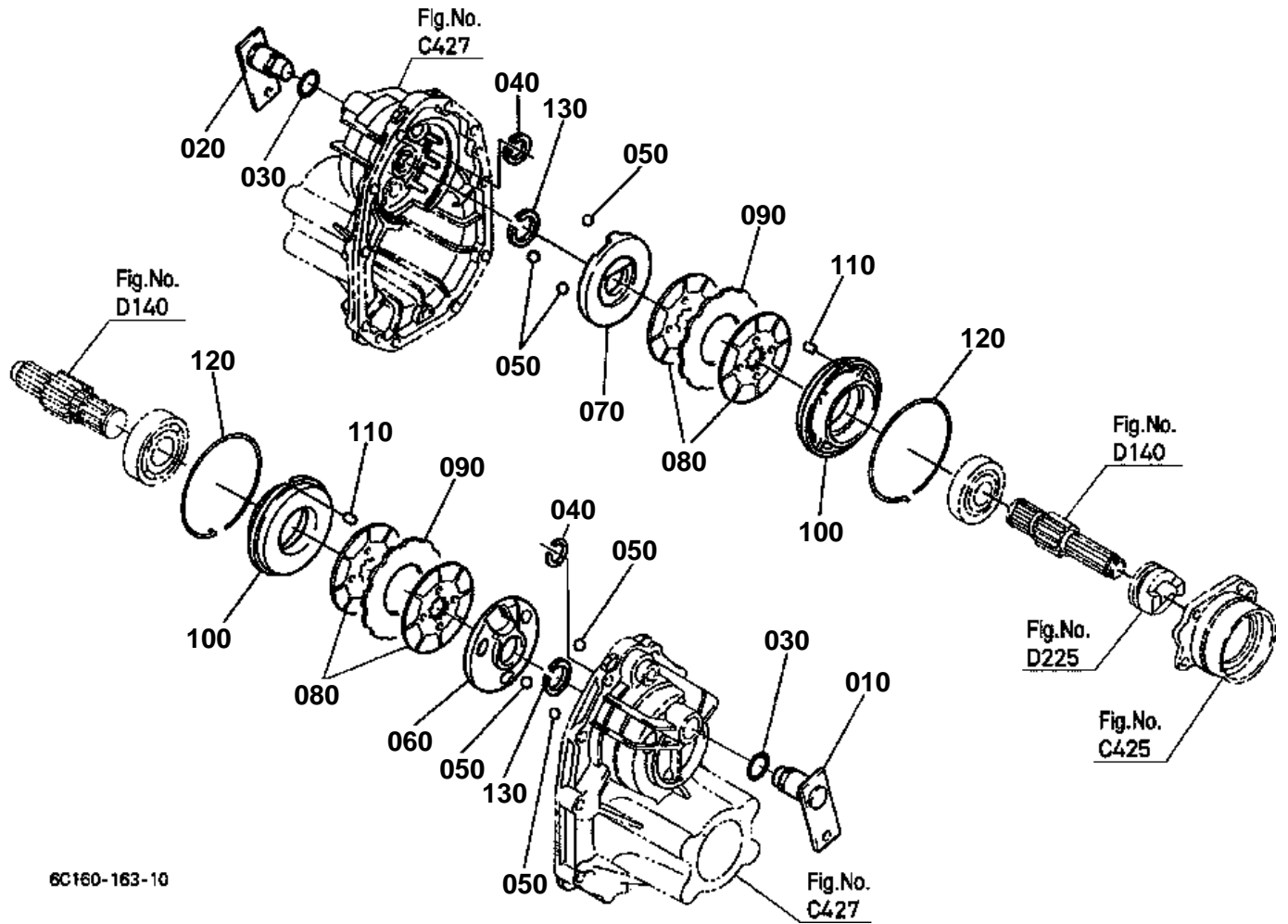




**REAR AXLE**

↔ Interchangeable; ≠ not interchangeable; ← new for old; → old for new

REF.No	Part No.	Description	Q'ty	S.No.	I/C	REMARKS	Weight (kgf)	Weight (lb)
010	66611-17114	AXLE REAR	2				4.64	10.208
020	08101-06306	BEARING BALL	2				0.335	0.737
030	04612-00300	CIR CLIP EXTERNAL	2				0.003	0.0066
040	6C040-17130	GEAR	2			57T	2.55	5.61
050	6C040-17140	COLLAR	2				0.26	0.572
060	08101-06208	BEARING BALL	2				0.355	0.781
070	09500-00014	SEAL OIL	2				0.06	0.132



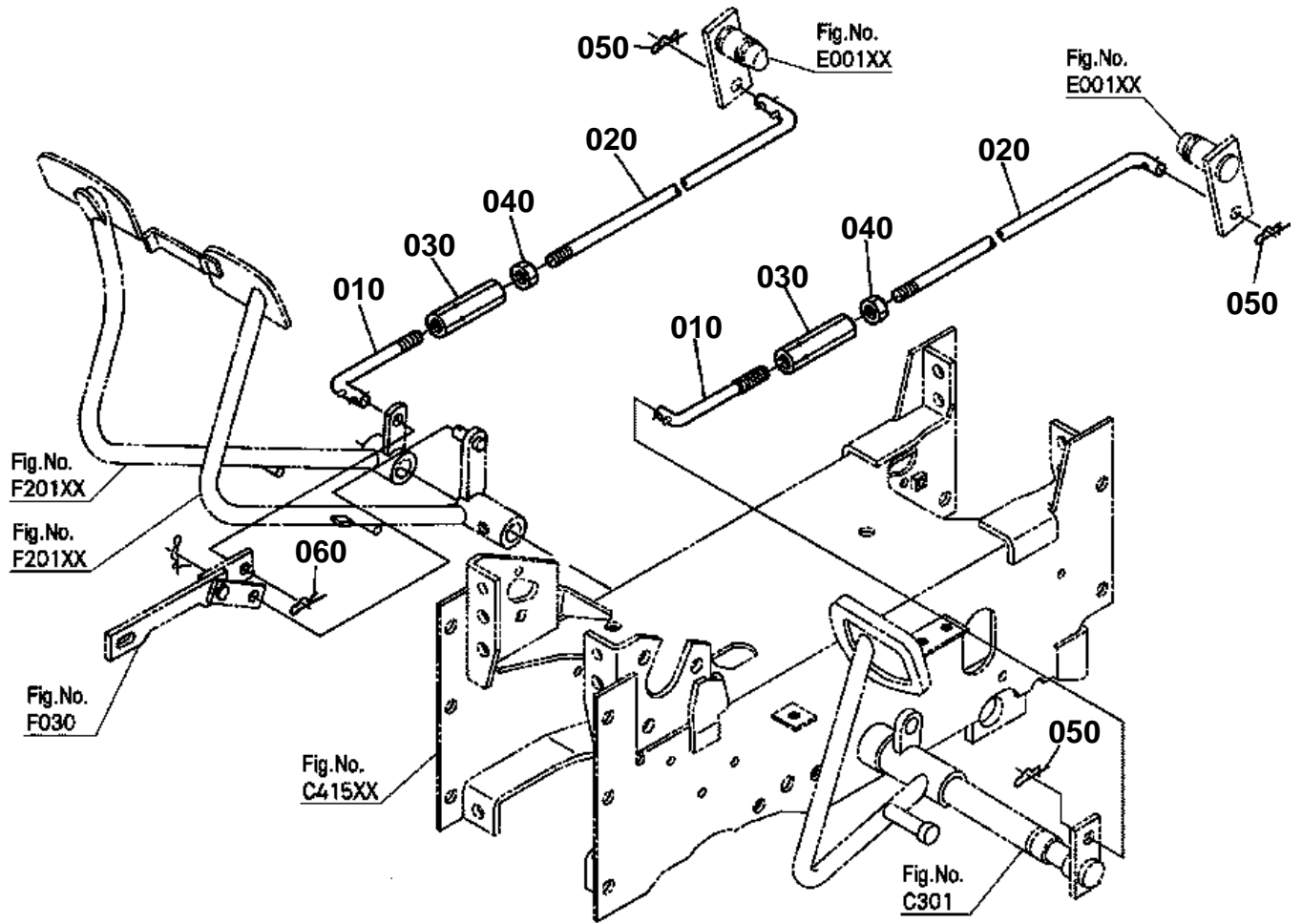
6C160-163-10

**BRAKE**

↔ Interchangeable; ≠ not interchangeable; ← new for old; → old for new

REF.No	Part No.	Description	Q'ty	S.No.	I/C	REMARKS	Weight (kgf)	Weight (lb)
010	6C040-22360	LEVER CAM LH	1				0.32	0.704
020	6C040-22460	LEVER CAM RH	1				0.33	0.726
030	04816-00210	O RING	2				0.004	0.0088
040	67061-14370	CIR-CLIP	2				0.002	0.0044
050	07715-00805	BALL	6				0.016	0.0352
060	6C090-22320	ACTUATOR LH	1				0.63	1.386
070	6C090-22420	ACTUATOR RH	1				0.63	1.386
080	6C140-22350	DISK BRAKE	4				0.18	0.396
090	6C140-22340	PLATE FRICTION	2				0.12	0.264
100	6C110-22380	HOLDER BEARING	2				1.02	2.244
110	6C040-22440	PIN	2				0.004	0.0088
120	6A320-22390	CIR-CLIP INTERNAL	2				0.038	0.0836
130	70435-51590	CIR-CLIP	2				0.002	0.0044

BRAKE ROD



6C160-051-10

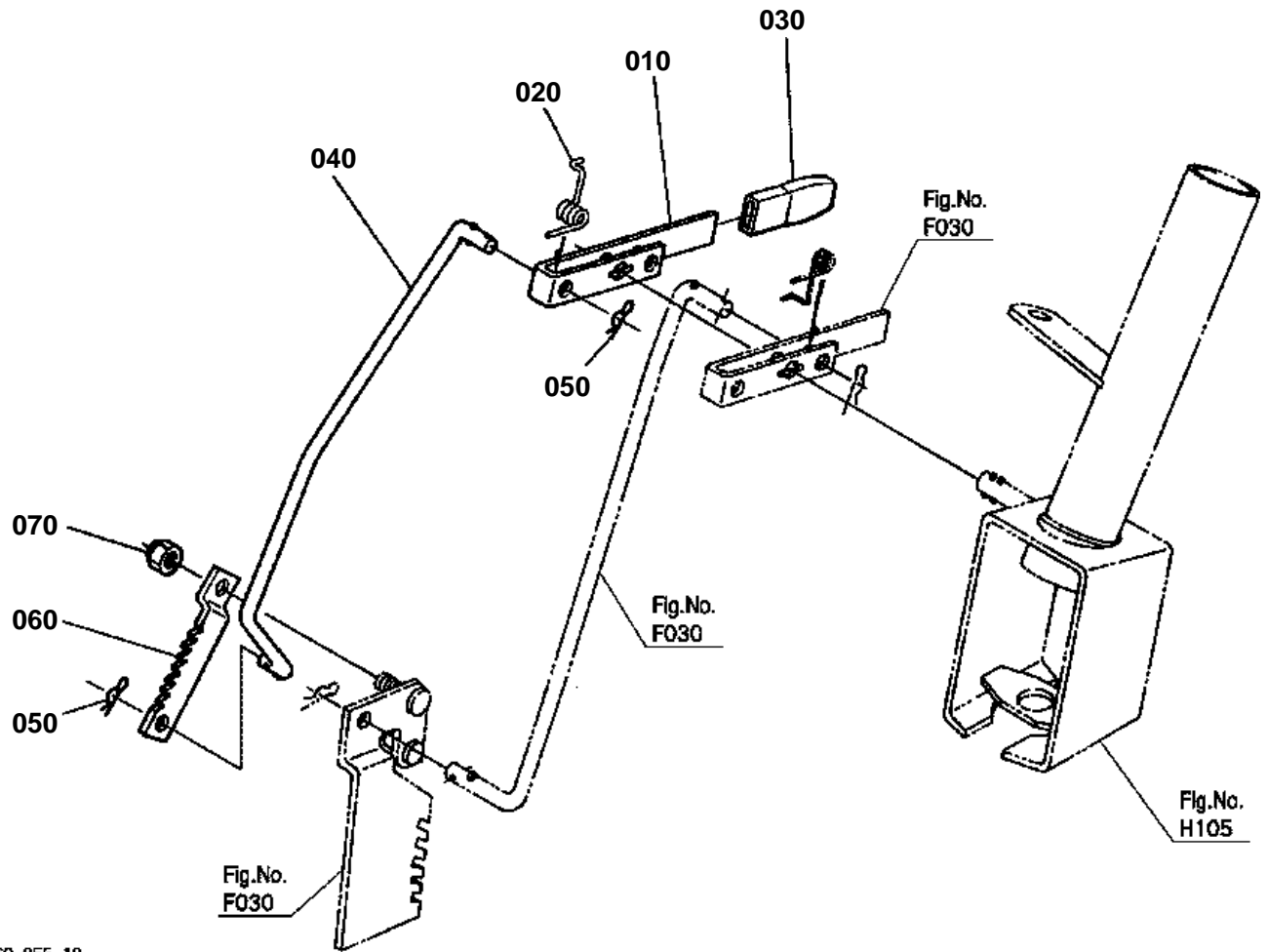


## BRAKE ROD

↔ Interchangeable; ≠ not interchangeable; ← new for old; → old for new

REF.No	Part No.	Description	Q'ty	S.No.	I/C	REMARKS	Weight (kgf)	Weight (lb)
010	6C040-42350	ROD BRAKE FRONT	2				0.068	0.1496
020	6C040-42360	ROD BRAKE REAR	2				0.23	0.506
030	6C040-42370	TURNBUCKLE	2				0.06	0.132
040	02118-50100	NUT	2				0.005	0.011
050	6C040-42390	PIN SNAP	3				0.002	0.0044
060	05525-61000	PIN SNAP	1				0.002	0.0044

PARKING BRAKE LEVER [EXCEPT [AU] [NZ]]



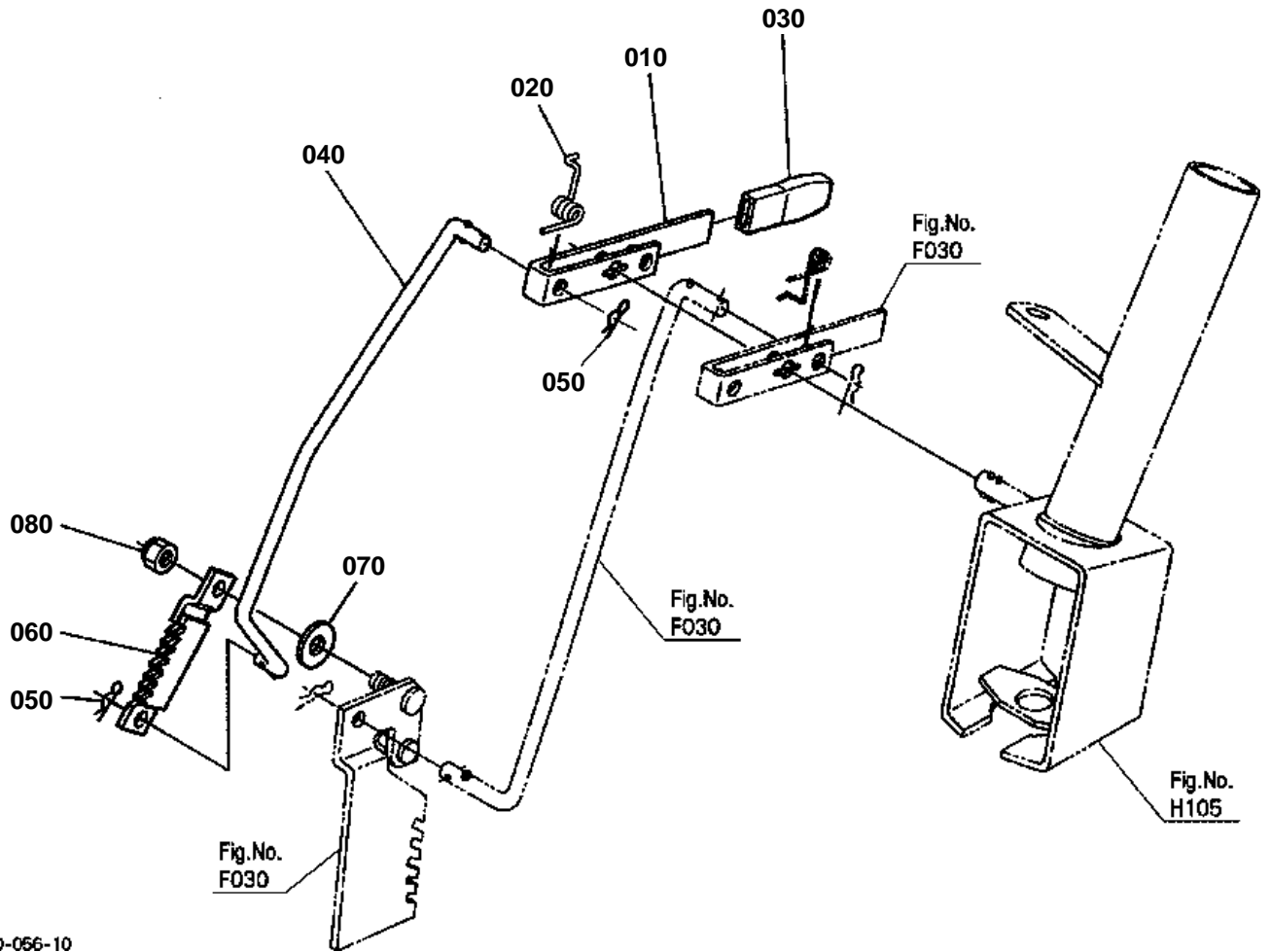
6C160-055-10



# PARKING BRAKE LEVER [EXCEPT [AU] [NZ]]

↔ Interchangeable; ≠ not interchangeable; ← new for old; → old for new

REF.No	Part No.	Description	Q'ty	S.No.	I/C	REMARKS	Weight (kgf)	Weight (lb)
010	6C040-41350	LEVER	1				0.104	0.2288
020	6C040-41380	SPRING RETURN	1				0.008	0.0176
030	6C040-41360	GRIP LEVER	1				0.012	0.0264
040	6C040-41373	ROD BRAKE	1				0.22	0.484
050	05525-50800	PIN SNAP	2				0.001	0.0022
060	6C040-42250	PLATE BRAKE LOCK	1				0.07	0.154
070	50591-62370	NUT	1				0.005	0.011



6C160-056-10



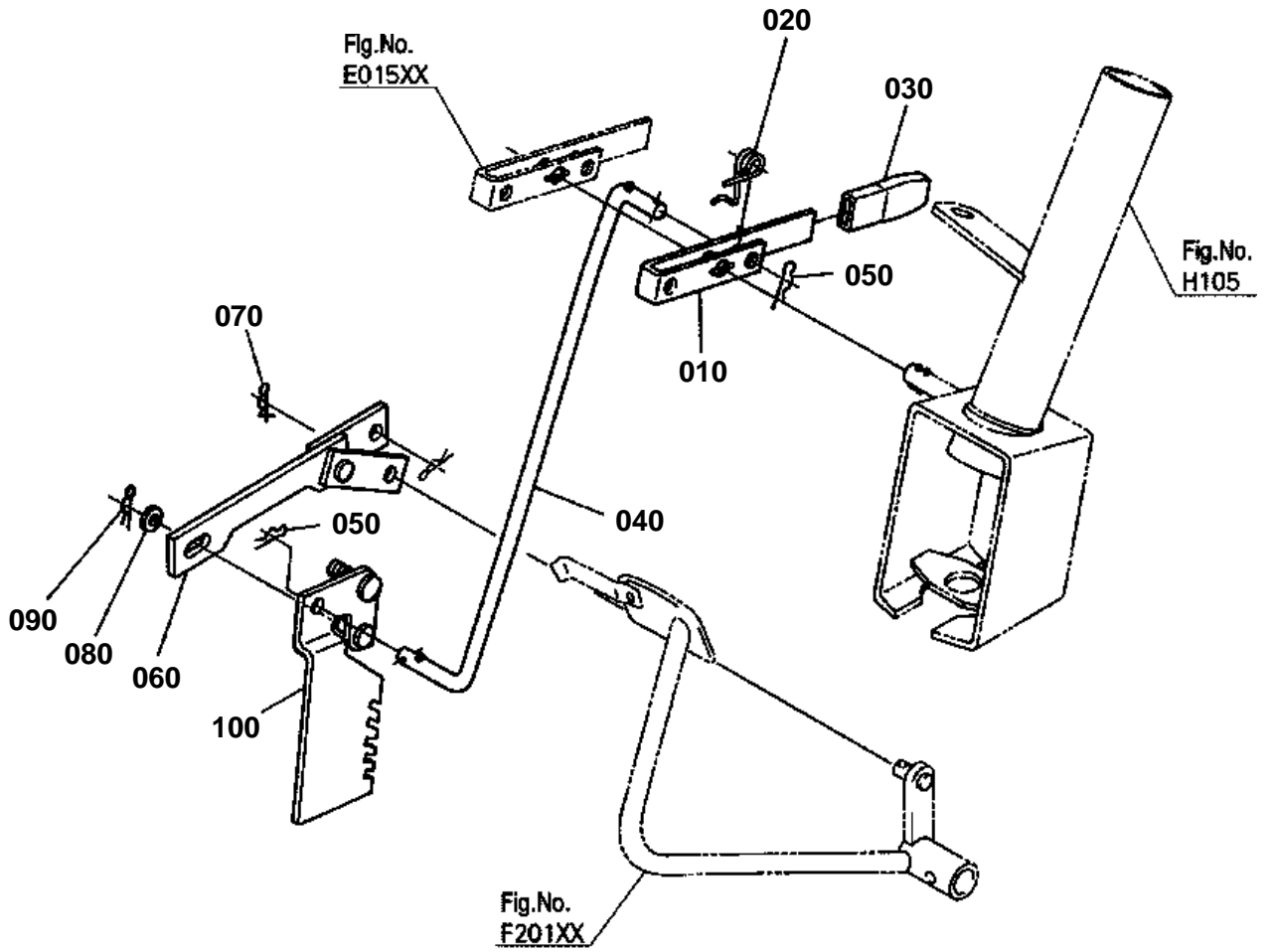


PARKING BRAKE LEVER [AU] [NZ]

↔ Interchangeable; ≠ not interchangeable; ← new for old; → old for new

REF.No	Part No.	Description	Q'ty	S.No.	I/C	REMARKS	Weight (kgf)	Weight (lb)
010	6C040-41350	LEVER	1				0.104	0.2288
020	6C040-41380	SPRING RETURN	1				0.008	0.0176
030	6C040-41360	GRIP LEVER	1				0.012	0.0264
040	6C040-41373	ROD BRAKE	1				0.22	0.484
050	05525-50800	PIN SNAP	2				0.001	0.0022
060	6C045-42250	PLATE BRAKE LOCK	1				0.108	0.2376
070	04015-60080	WASHER PLAIN	1				0.01	0.022
080	50591-62370	NUT	1				0.005	0.011

SPEED SET LEVER



6C150-057-10

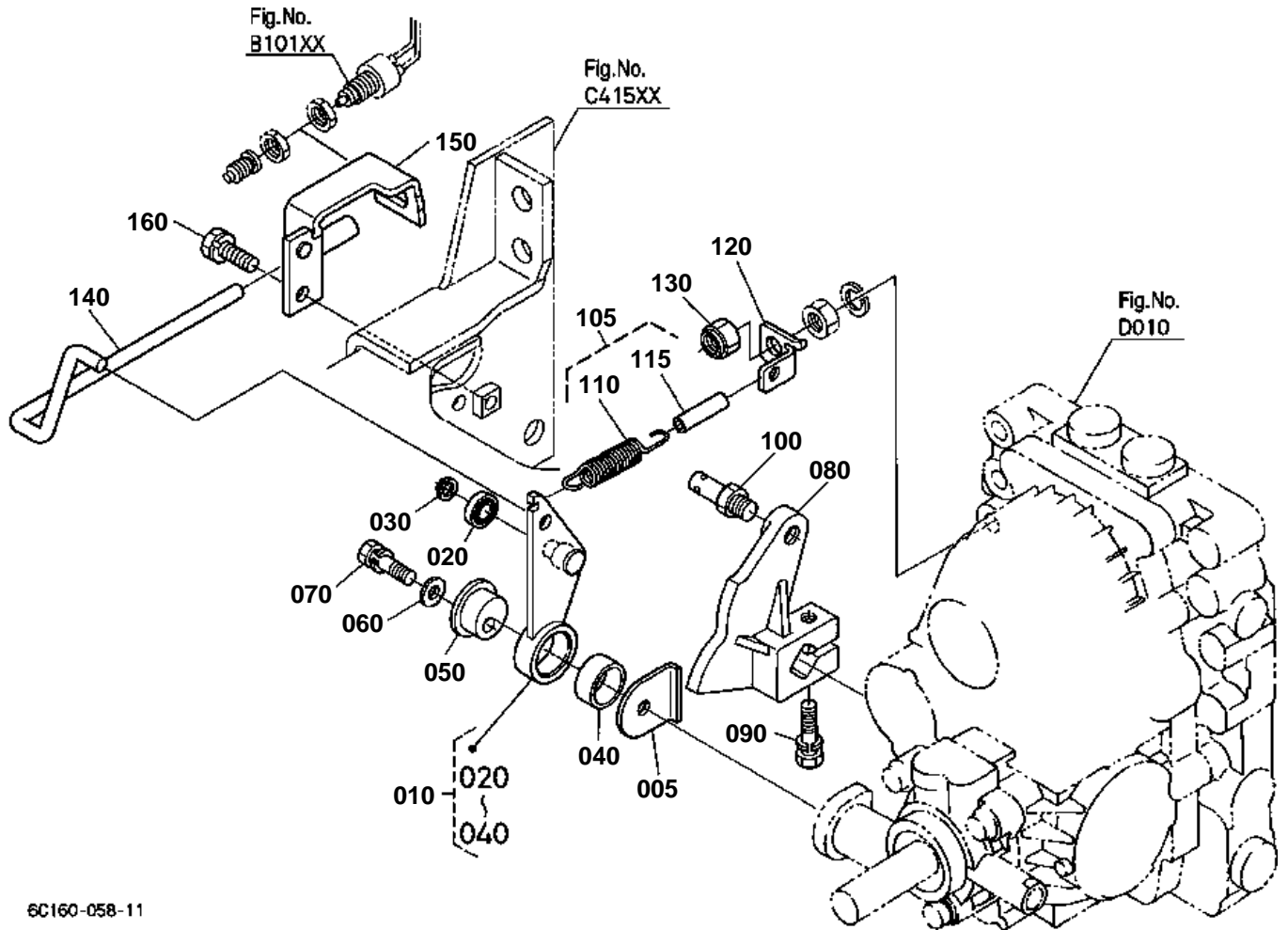


## SPEED SET LEVER

↔ Interchangeable; ≠ not interchangeable; ← new for old; → old for new

REF.No	Part No.	Description	Q'ty	S.No.	I/C	REMARKS	Weight (kgf)	Weight (lb)
010	6C040-41350	LEVER	1				0.104	0.2288
020	6C050-41390	SPRING RETURN	1				0.006	0.0132
030	6C040-41360	GRIP LEVER	1				0.012	0.0264
040	6C070-41382	ROD	1				0.18	0.396
050	05525-50800	PIN SNAP	2				0.001	0.0022
060	6C050-43340	ASSY LINK	1				0.142	0.3124
070	52300-34120	PIN SNAP	1				0.001	0.0022
080	04013-60080	WASHER PLAIN	1				0.002	0.0044
090	05525-50800	PIN SNAP	1				0.001	0.0022
100	6C050-43333	ARM	1				0.33	0.726

# NEUTRAL HOLDER LINK



6C160-058-11

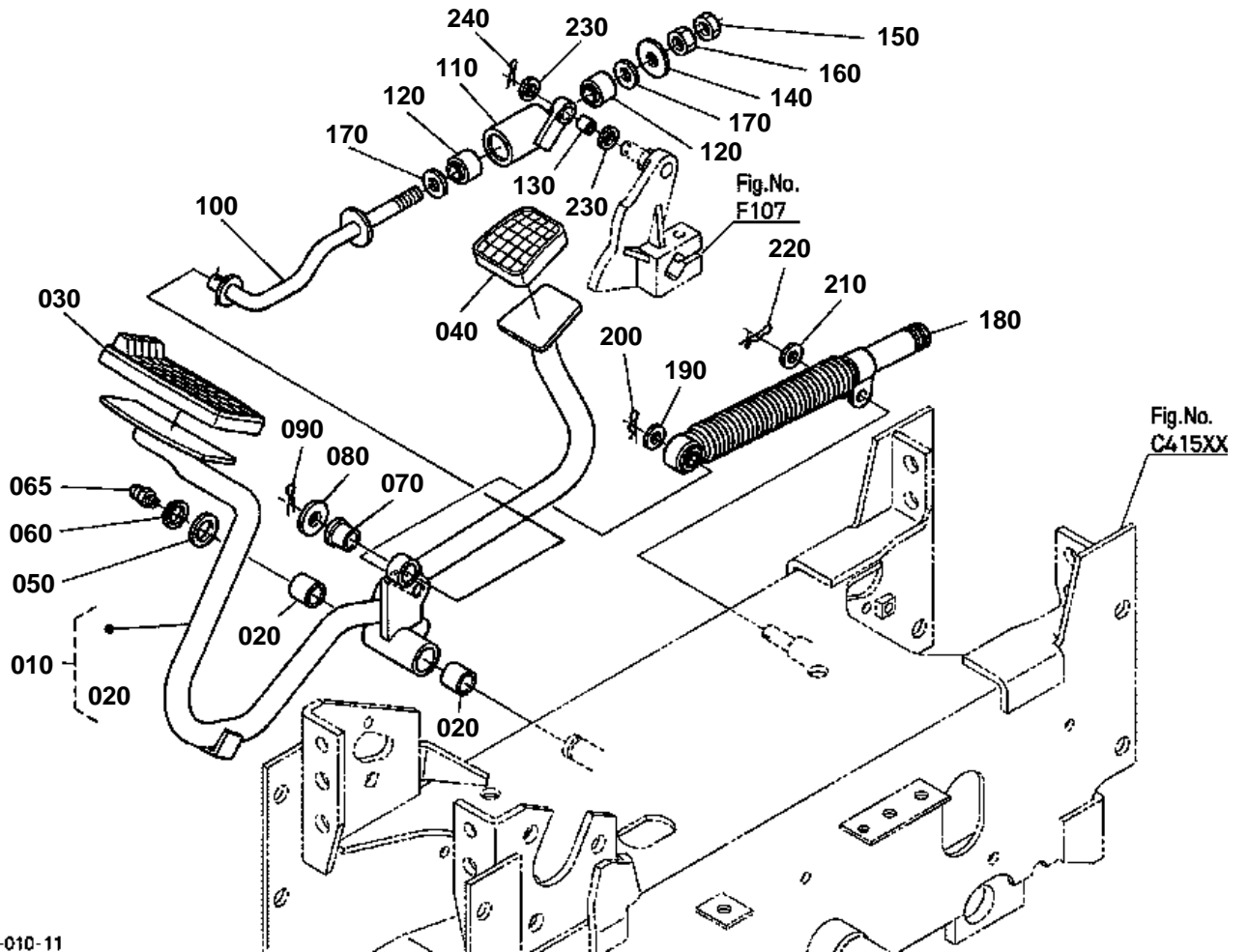


# NEUTRAL HOLDER LINK

↔ Interchangeable; ≠ not interchangeable; ← new for old; → old for new

REF.No	Part No.	Description	Q'ty	S.No.	I/C	REMARKS	Weight (kgf)	Weight (lb)
005	6C150-43470	SPACER	1				0.009	0.0198
010	6C150-43413	ASSY ARM NEUTRAL	1				0.17	0.374
020	32721-43420	BEARING BALL	1				0.007	0.0154
030	04612-00120	CIR CLIP EXTERNAL	1				0.001	0.0022
040	66204-43572	BUSH	1				0.002	0.0044
050	66204-43352	SHAFT HOLDER	1				0.072	0.1584
060	04012-50080	WASHER PLAIN	1				0.001	0.0022
070	01123-50835	BOLT	1				0.02	0.044
080	6C070-43310	HOLDER NEUTRAL	1				0.38	0.836
090	01123-50835	BOLT	1				0.02	0.044
100	32721-43510	STUD	1				0.027	0.0594
105	6C150-43500	ASSY SPRING	1				0.05	0.11
110	32721-43470	SPRING	1			NOT SALE	0.044	0.0968
115	6C150-43510	TUBE	1	>=54597		NOT SALE	0	0
120	6C150-43480	HOOK SPRING	1				0.016	0.0352
130	02574-50100	NUT LOCK	1				0.007	0.0154
140	6C150-43430	ROD HST NEUTRAL	1				0.1	0.22
150	6C150-43443	STAY NEUTRAL SWITCH	1				0.145	0.319
160	01123-50820	BOLT	1				0.011	0.0242

# SPEED CONTROL PEDAL



6C120-010-11

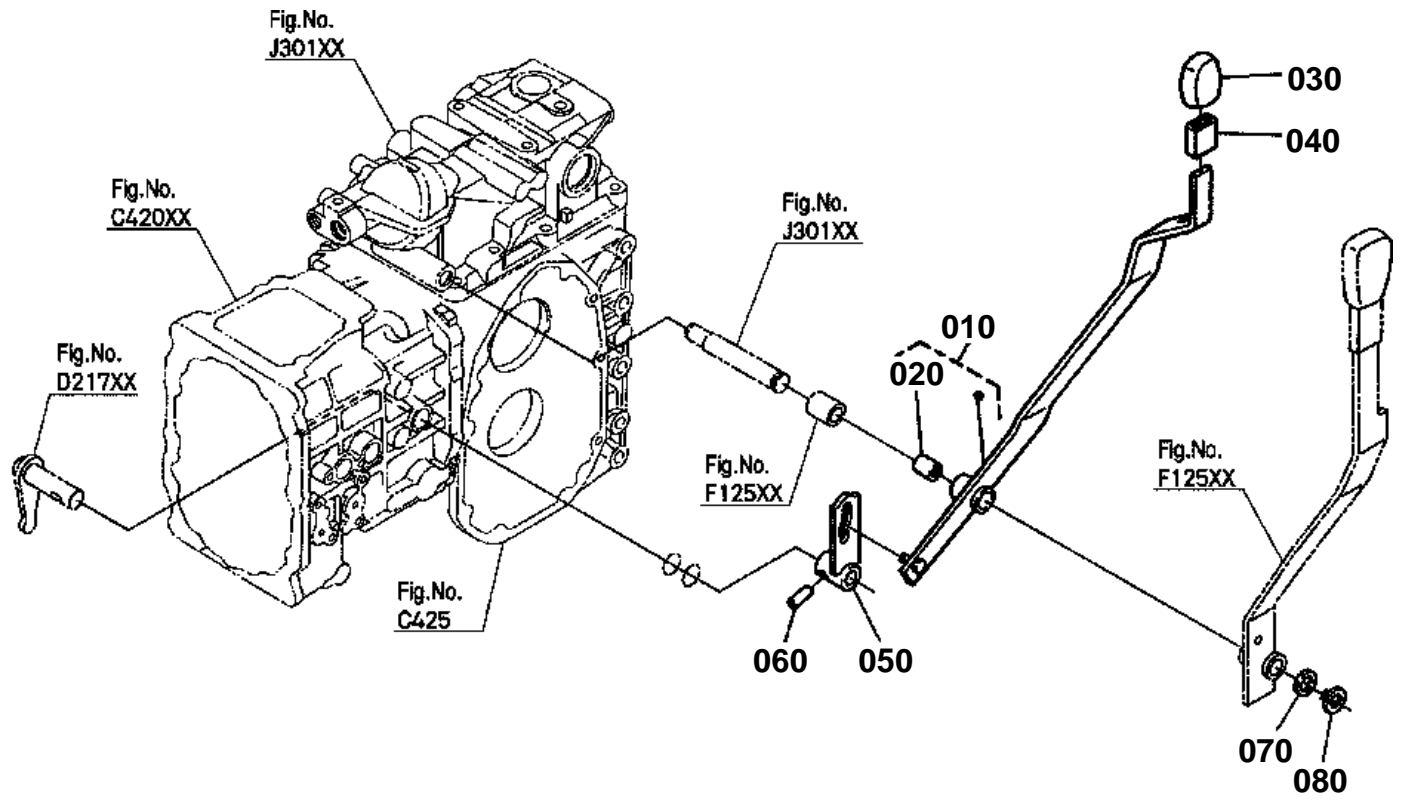


## SPEED CONTROL PEDAL

↔ Interchangeable; ≠ not interchangeable; ← new for old; → old for new

REF.No	Part No.	Description	Q'ty	S.No.	I/C	REMARKS	Weight (kgf)	Weight (lb)
010	6C070-43403	ASSY PEDAL HST	1				1.82	4.004
020	08511-01610	BUSH	2				0.005	0.011
030	37410-44120	COVER PEDAL	1				0.08	0.176
040	37410-42760	COVER PEDAL	1				0.025	0.055
050	45403-41330	COLLAR DISTANCE	1				0.01	0.022
060	04612-00160	CIR CLIP EXTERNAL	1				0.001	0.0022
065	06613-10675	NIPPLE GREASE	1				0.003	0.0066
070	32721-43540	BUSH	1				0.001	0.0022
080	04013-60100	WASHER PLAIN	1				0.003	0.0066
090	05511-52520	PIN SPLIT	1				0.001	0.0022
100	32721-43520	ROD	1				0.167	0.3674
110	32721-43530	ROD	1				0.2	0.44
120	6A110-18260	CUSHION RUBBER	2				0.012	0.0264
130	08511-01015	BUSH	1				0.003	0.0066
140	04015-50100	WASHER PLAIN	1				0.016	0.0352
150	02116-50100	NUT	1				0.004	0.0088
160	02118-50100	NUT	1				0.005	0.011
170	04011-50100	WASHER PLAIN	2				0.002	0.0044
180	6C052-43350	DAMPER HST	1				0.29	0.638
190	04012-50080	WASHER PLAIN	1				0.001	0.0022
200	05525-50800	PIN SNAP	1				0.001	0.0022
210	04012-50080	WASHER PLAIN	1				0.001	0.0022
220	52300-34120	PIN SNAP	1				0.001	0.0022
230	04011-50100	WASHER PLAIN	2				0.002	0.0044
240	05511-50320	PIN SPLIT	1				0.002	0.0044

RANGE GEAR SHIFT LEVER



6C160-059-10



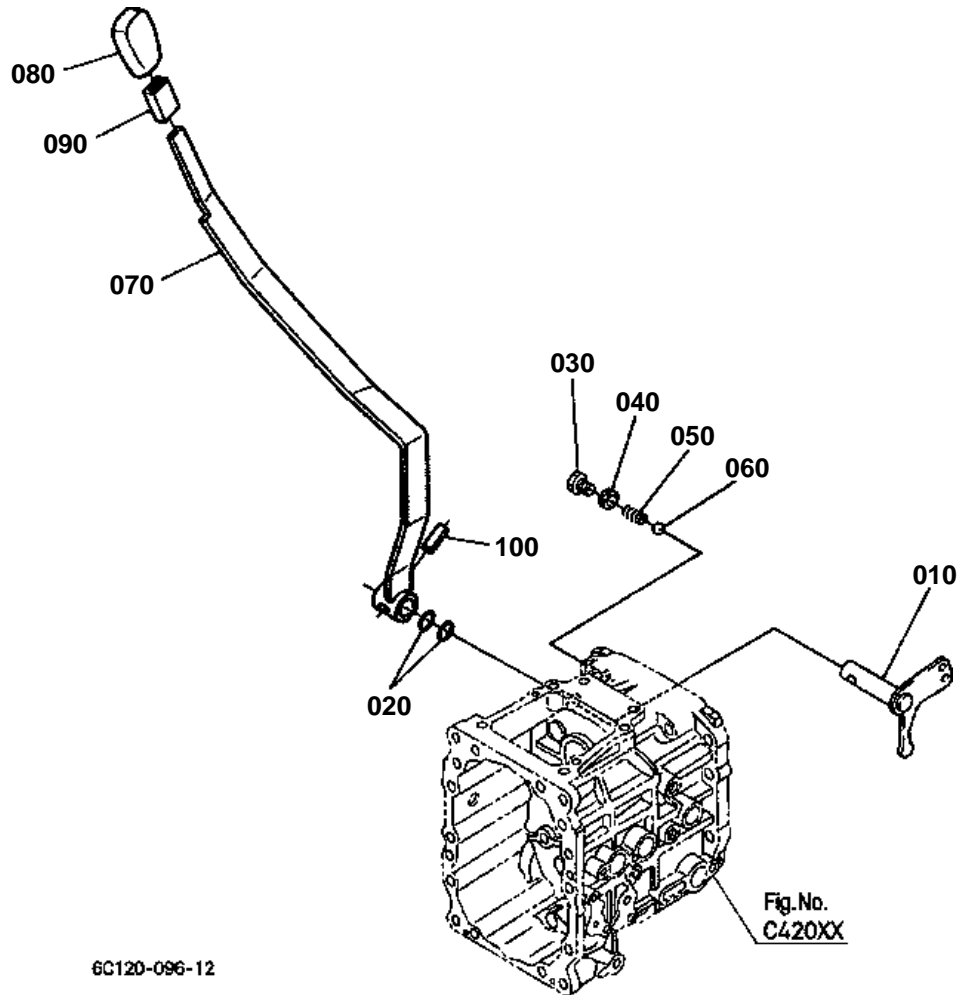


## RANGE GEAR SHIFT LEVER

↔ Interchangeable; ≠ not interchangeable; ← new for old; → old for new

REF.No	Part No.	Description	Q'ty	S.No.	I/C	REMARKS	Weight (kgf)	Weight (lb)
010	6C040-42600	LEVER RANGE SHIFT	1				0.83	1.826
020	08511-01825	BUSH	1				0.01	0.022
030	6A320-42630	GRIP LEVER	1				0.019	0.0418
040	37410-43570	PIPE	1				0.005	0.011
050	6C140-42620	LEVER SHIFT ARM	1				0.17	0.374
060	05411-00832	PIN SPRING	1				0.035	0.077
070	04011-50180	WASHER PLAIN	1				0.012	0.0264
080	04612-00180	CIR CLIP EXTERNAL	1				0.001	0.0022

# FRONT WHEEL DRIVE LEVER



6C120-096-12

Fig.No.  
C420XX

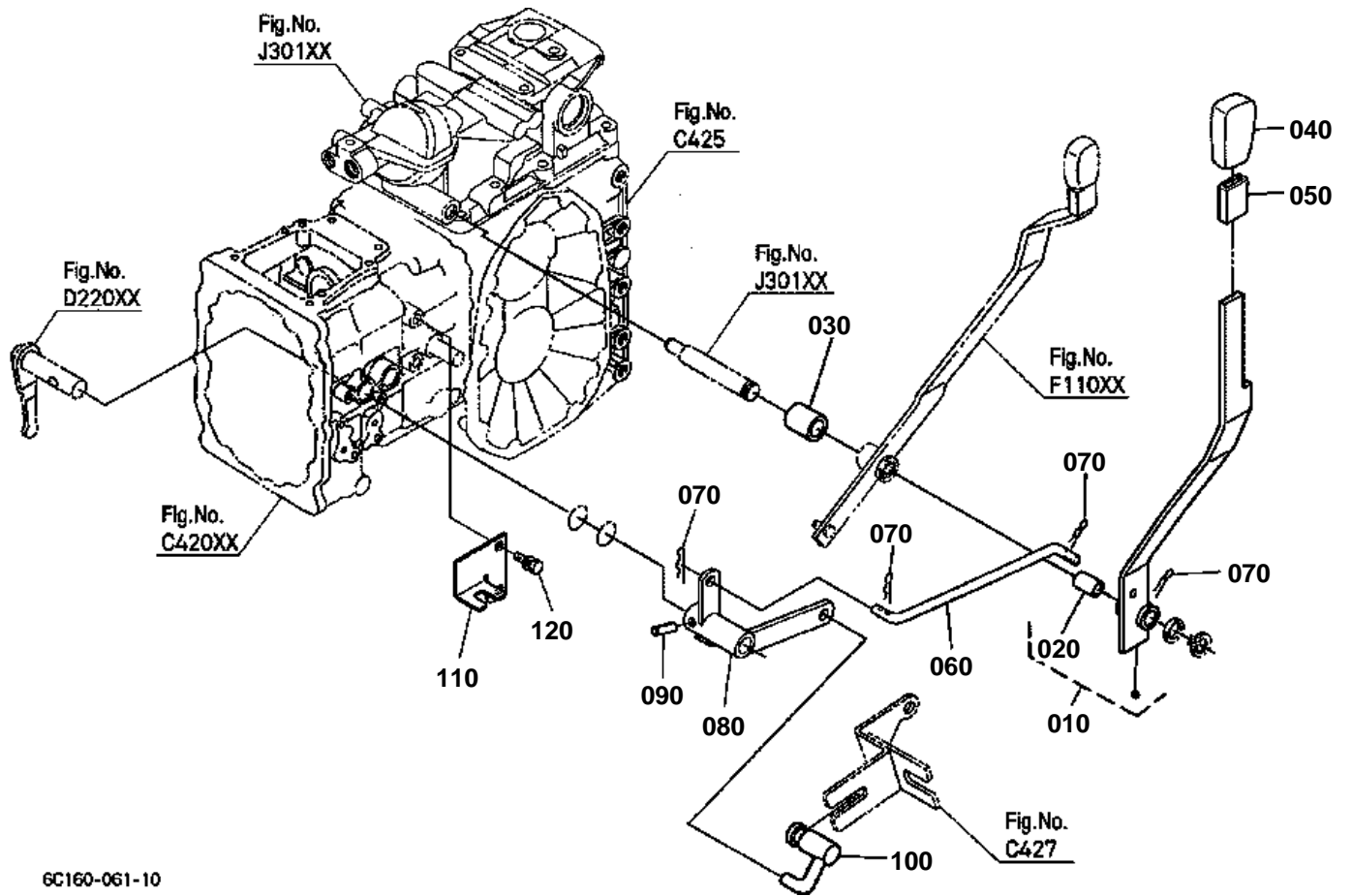


## FRONT WHEEL DRIVE LEVER

↔ Interchangeable; ≠ not interchangeable; ← new for old; → old for new

REF.No	Part No.	Description	Q'ty	S.No.	I/C	REMARKS	Weight (kgf)	Weight (lb)
010	6C040-19210	ARM 4WD SHIFT	1				0.19	0.418
020	04816-00160	O RING	2				0.003	0.0066
030	6C040-19222	BOLT	1				0.015	0.033
040	04717-01000	WASHER WITH RUBBER	1				0.001	0.0022
050	62061-18260	SPRING STOPPER	1				0.002	0.0044
060	07715-01605	BALL	1				0.003	0.0066
070	6C040-42913	LEVER 4WD CHANGE	1				0.7	1.54
080	6A320-42630	GRIP LEVER	1				0.019	0.0418
090	37410-43570	PIPE	1				0.005	0.011
100	05411-00832	PIN SPRING	1				0.035	0.077

PTO GEAR SHIFT LEVER



6C160-061-10

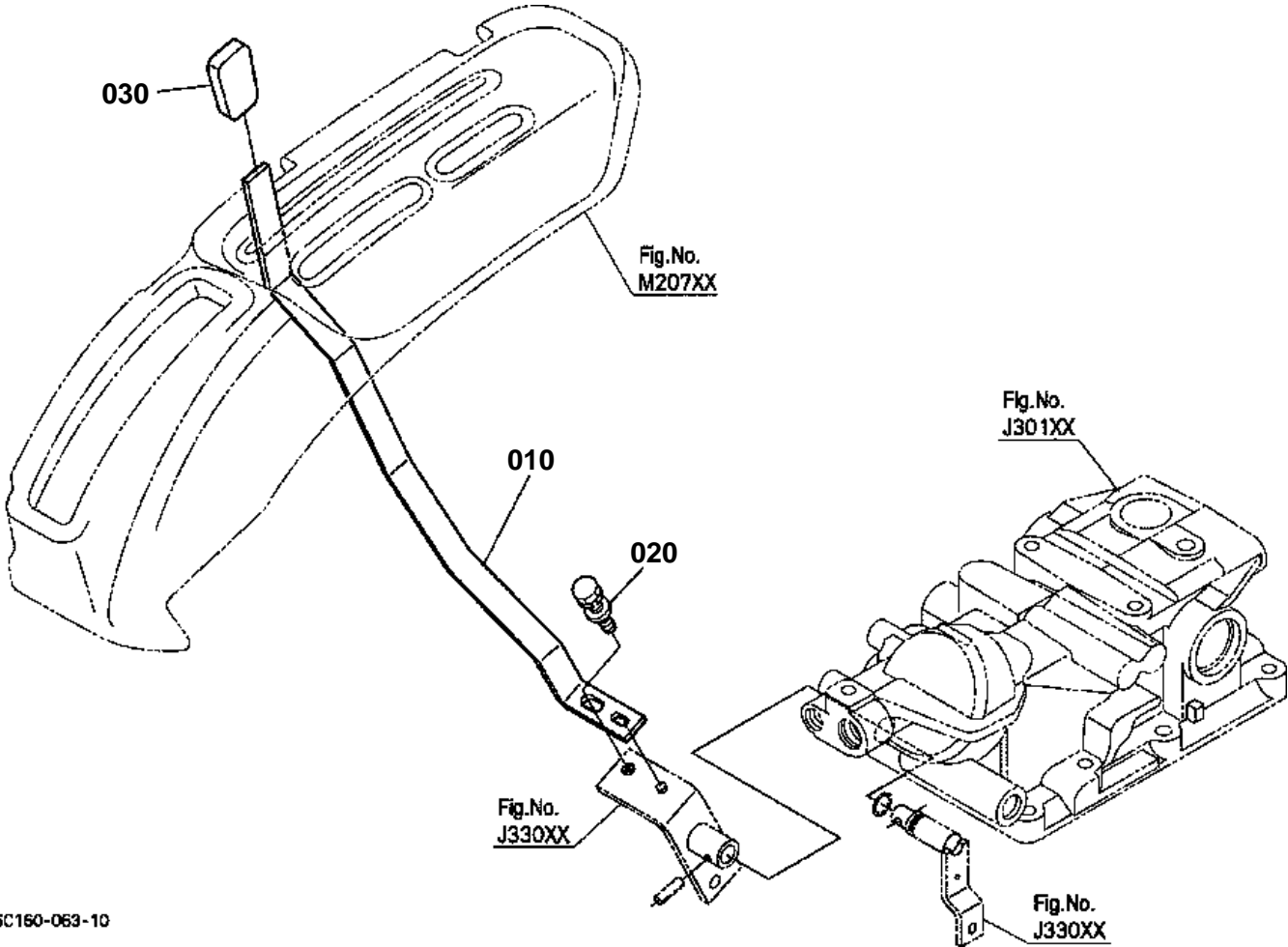


## PTO GEAR SHIFT LEVER

↔ Interchangeable; ≠ not interchangeable; ← new for old; → old for new

REF.No	Part No.	Description	Q'ty	S.No.	I/C	REMARKS	Weight (kgf)	Weight (lb)
010	6C120-42702	LEVER PTO SHIFT	1				0.72	1.584
020	08511-01825	BUSH	1				0.01	0.022
030	6C120-42750	COLLAR	1				0.055	0.121
040	6A320-42780	GRIP LEVER	1				0.034	0.0748
050	6A100-18560	CUSHION	1				0.005	0.011
060	6C040-42743	ROD PTO	1				0.15	0.33
070	05525-61000	PIN SNAP	4				0.002	0.0044
080	6C190-42720	LEVER SHIFT ARM	1				0.3	0.66
090	05411-00832	PIN SPRING	1				0.035	0.077
100	6C050-42642	ROD NEUTRAL SWITCH	1				0.113	0.2486
110	6C190-42750	STAY NEUTRAL SWITCH	1				0.11	0.242
120	01123-51020	BOLT	2				0.02	0.044

HYDRAULIC CONTROL LEVER



6C160-063-10

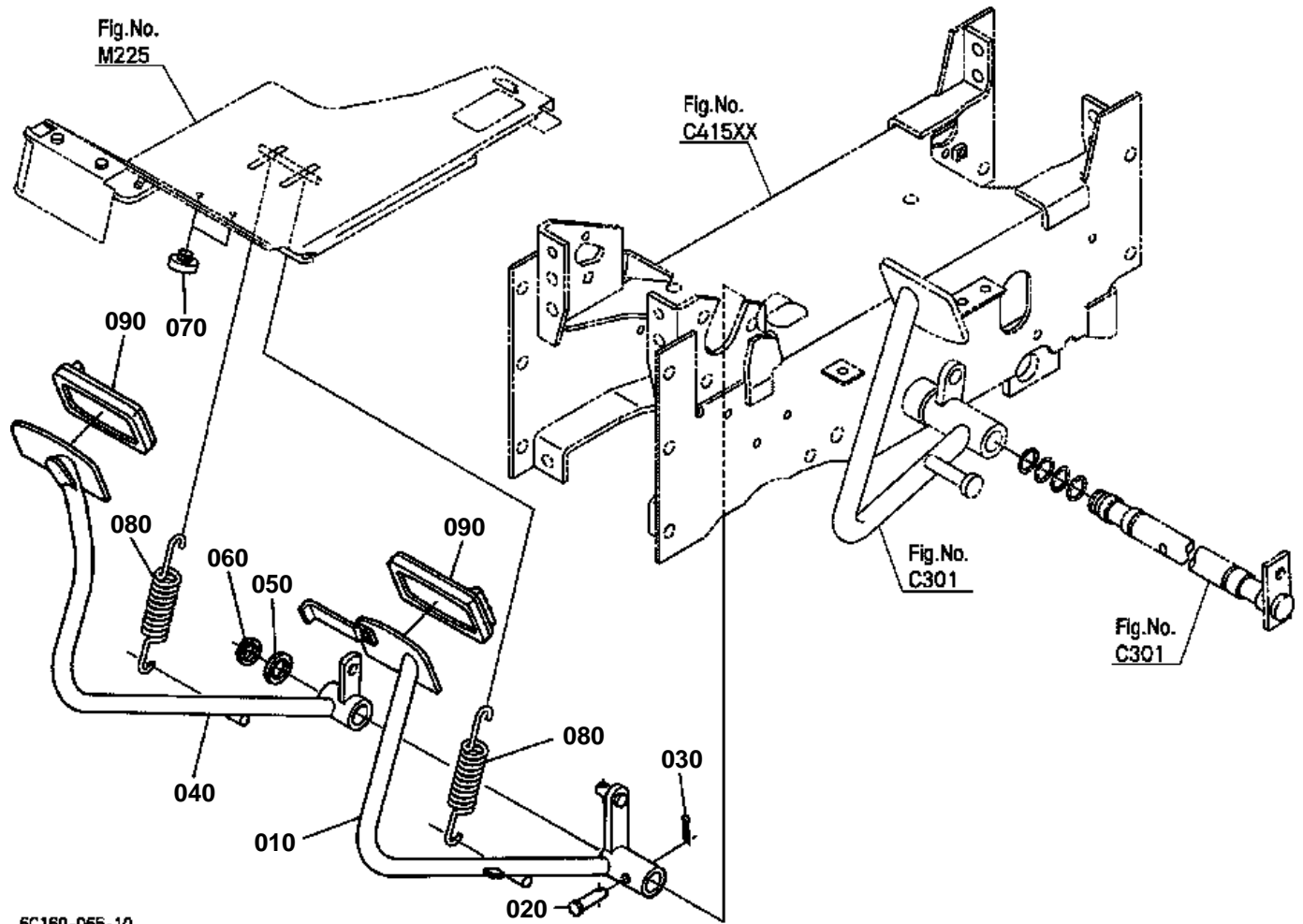


# HYDRAULIC CONTROL LEVER

↔ Interchangeable; ≠ not interchangeable; ← new for old; → old for new

REF.No	Part No.	Description	Q'ty	S.No.	I/C	REMARKS	Weight (kgf)	Weight (lb)
010	6C190-36280	LEVER HYD.CONTROL	1				0.312	0.6864
020	01125-60820	BOLT	1				0.015	0.033
030	31351-36880	GRIP LEVER	1				0.04	0.088

BRAKE PEDAL



6C160-065-10

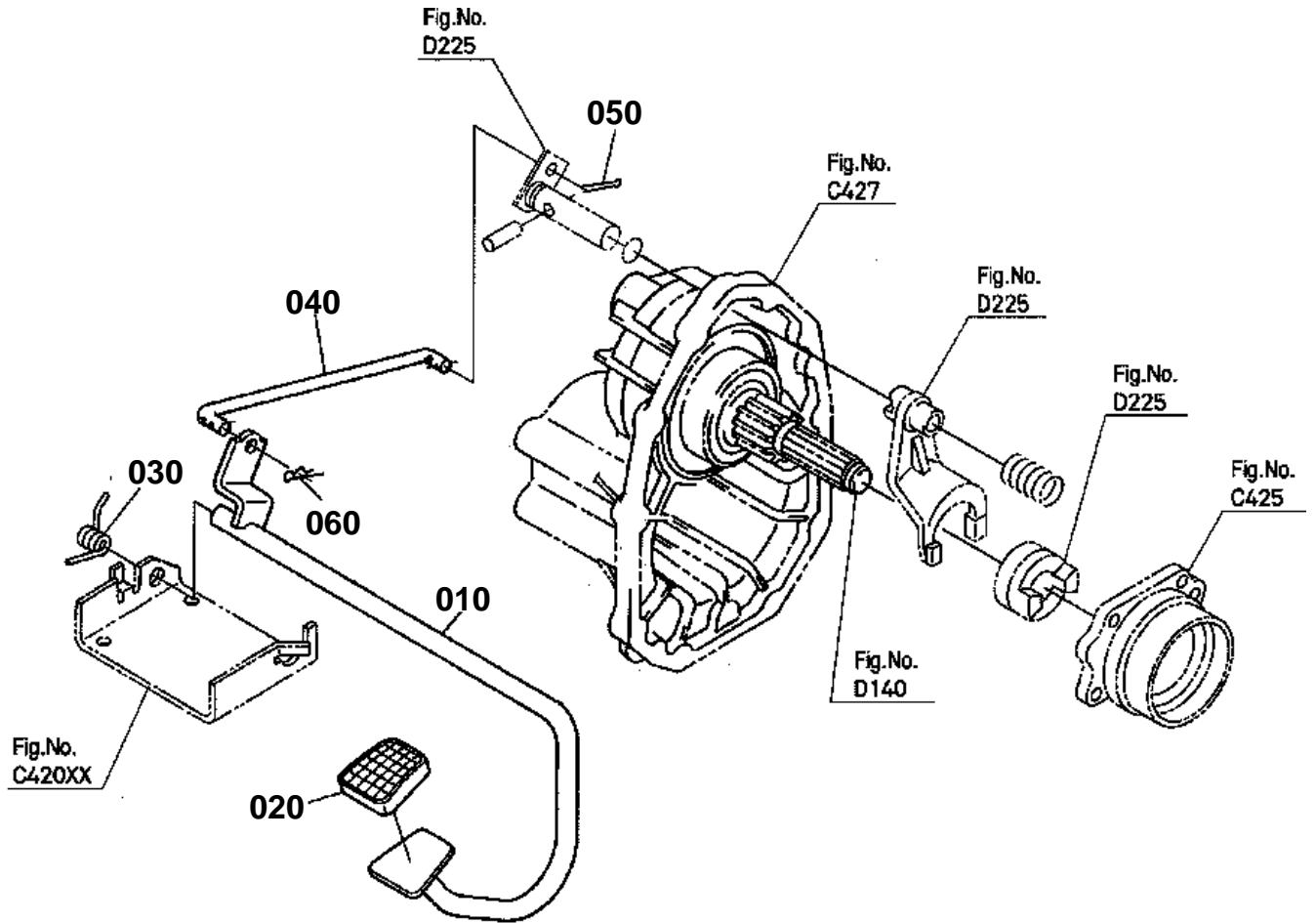


**BRAKE PEDAL**

↔ Interchangeable; ≠ not interchangeable; ← new for old; → old for new

REF.No	Part No.	Description	Q'ty	S.No.	I/C	REMARKS	Weight (kgf)	Weight (lb)
010	6C040-42325	PEDAL BRAKE LH	1				1.75	3.85
020	05122-50840	PIN JOINT	1				0.017	0.0374
030	05511-50218	PIN SPLIT	1				0.001	0.0022
040	6C040-42330	PEDAL BRAKE RH	1				1.77	3.894
050	66591-43233	COLLAR	1				0.004	0.0088
060	04612-00240	CIR CLIP EXTERNAL	1				0.002	0.0044
070	6C040-42342	CUSHION	2				0.005	0.011
080	66621-43270	SPRING BRAKE RETURN	2				0.04	0.088
090	37410-44120	COVER PEDAL	2				0.08	0.176

DIFFERENTIAL LOCK PEDAL



6C160-185-10

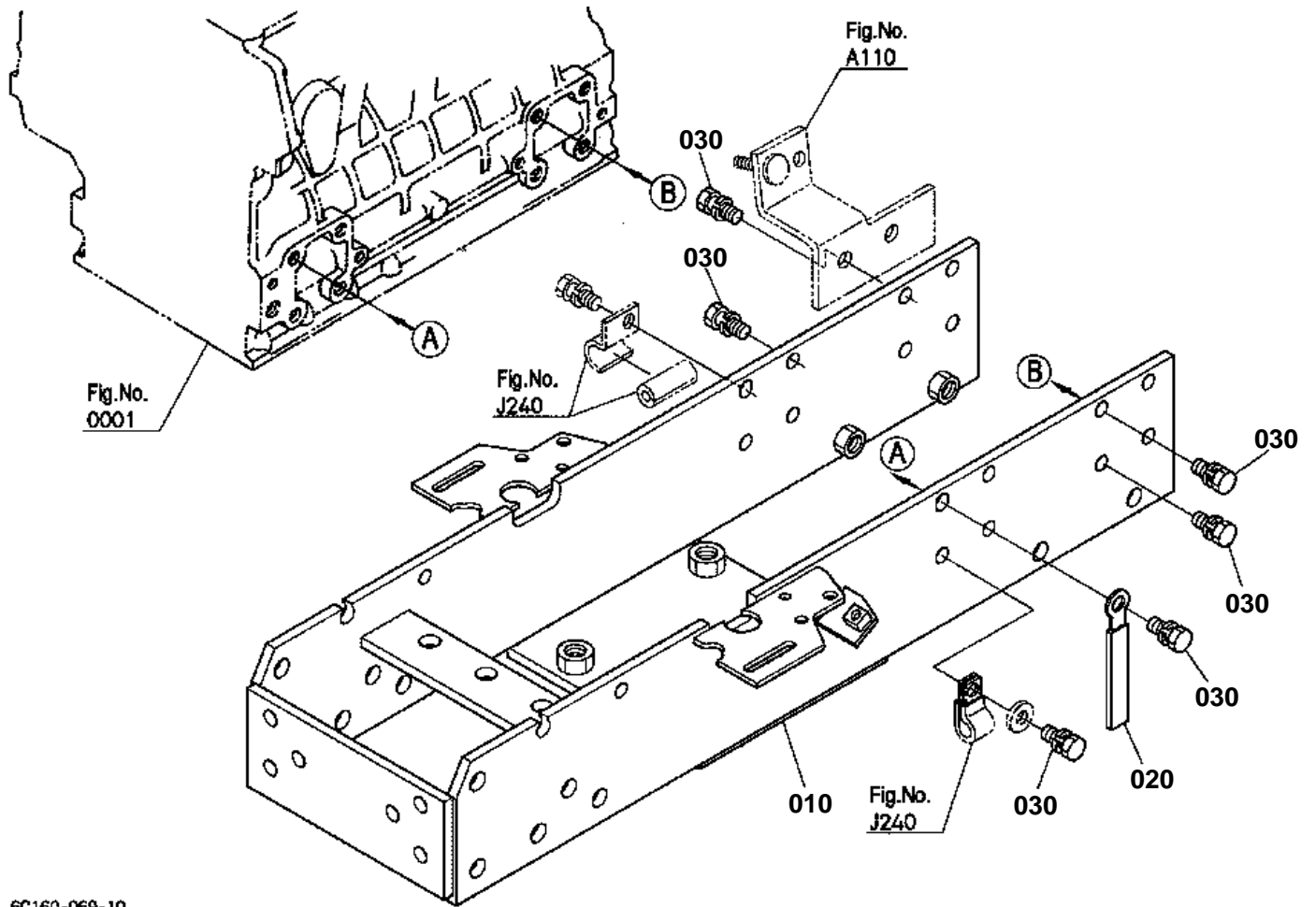


## DIFFERENTIAL LOCK PEDAL

↔ Interchangeable; ≠ not interchangeable; ← new for old; → old for new

REF.No	Part No.	Description	Q'ty	S.No.	I/C	REMARKS	Weight (kgf)	Weight (lb)
010	6C050-42872	PEDAL DIFF.LOCK	1				1.2	2.64
020	37410-42760	COVER PEDAL	1				0.025	0.055
030	6C050-42890	SPRING	1				0.04	0.088
040	6C040-42880	ROD DIFF.LOCK	1				0.1	0.22
050	05511-50215	PIN SPLIT	1				0.001	0.0022
060	05525-50800	PIN SNAP	1				0.001	0.0022

# FRONT AXLE FRAME



6C160-069-10

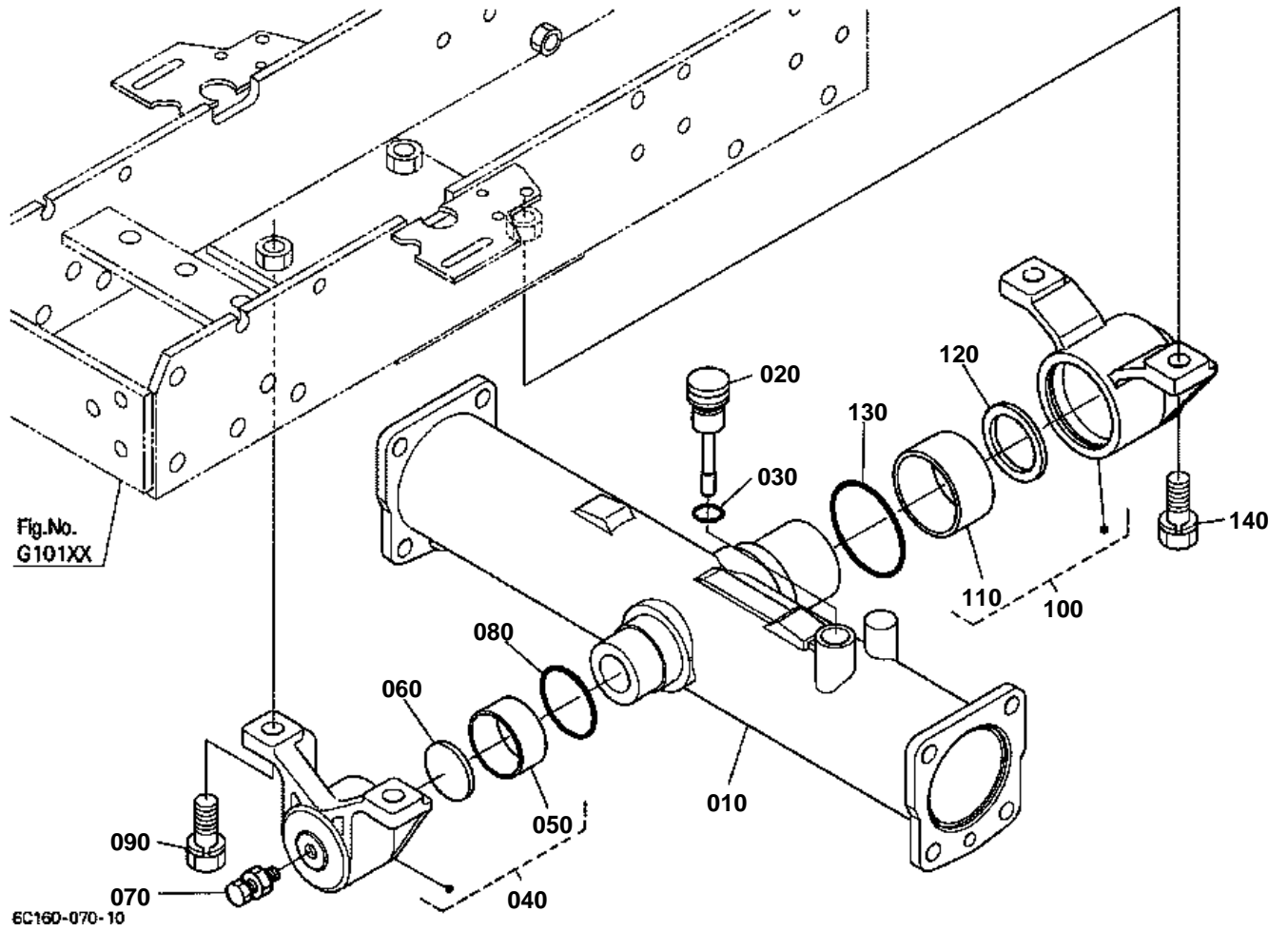


# FRONT AXLE FRAME

↔ Interchangeable; ≠ not interchangeable; ← new for old; → old for new

REF.No	Part No.	Description	Q'ty	S.No.	I/C	REMARKS	Weight (kgf)	Weight (lb)
010	6C120-51212	COMP.FRAME FRONT	1				18.3	40.26
020	35340-29380	CLAMP CORD	1				0.01	0.022
030	01133-51025	BOLT	16				0.023	0.0506

FRONT AXLE CASE



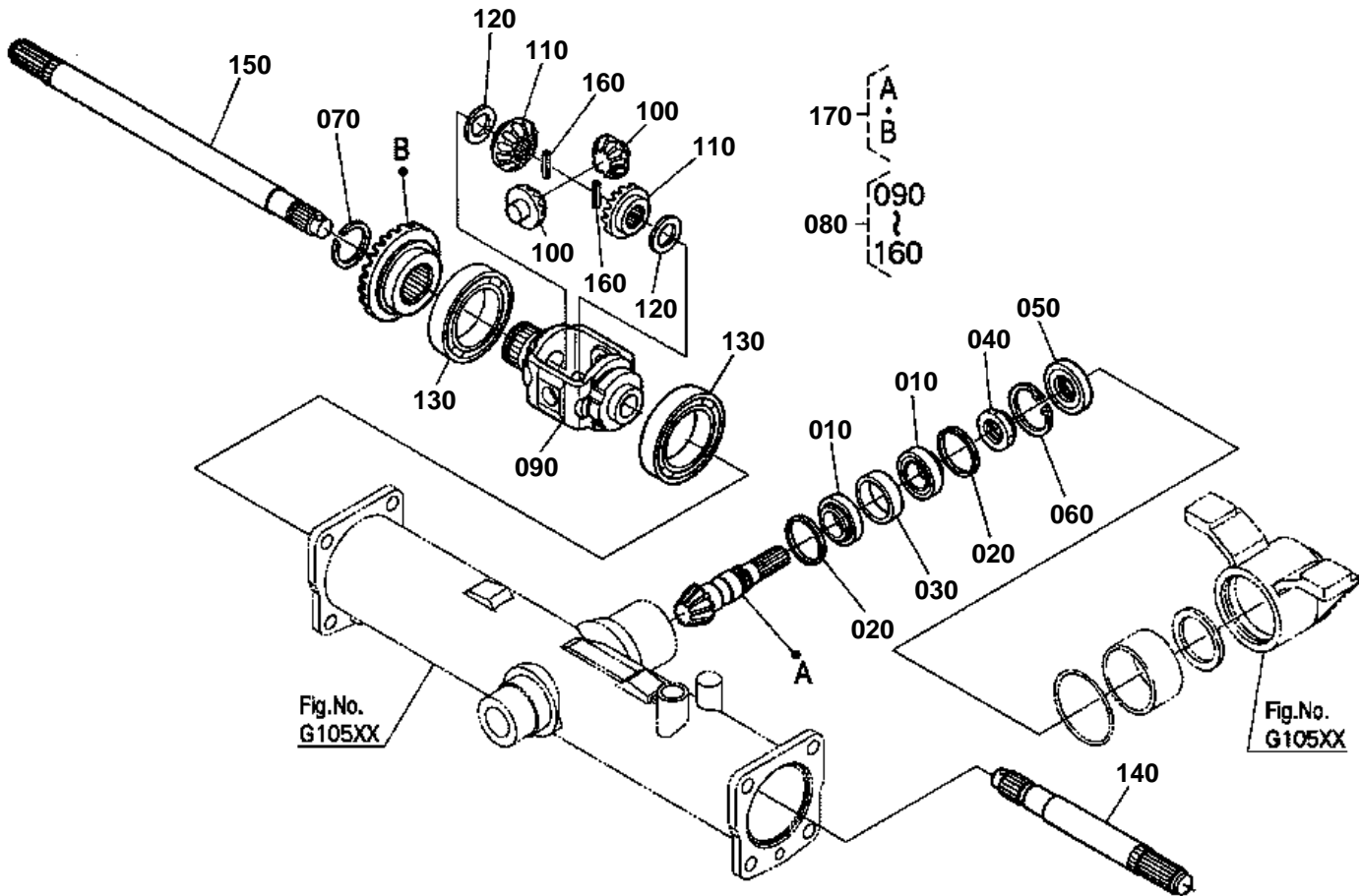


# FRONT AXLE CASE

↔ Interchangeable; ≠ not interchangeable; ← new for old; → old for new

REF.No	Part No.	Description	Q'ty	S.No.	I/C	REMARKS	Weight (kgf)	Weight (lb)
010	6C140-56110	CASE FRONT AXLE	1				7.6	16.72
020	6C040-56123	GAUGE OIL	1				0.024	0.0528
030	04816-00180	O RING	1				0.002	0.0044
040	6C140-56170	ASSY HOLDER	1				1.28	2.816
050	08511-05020	BUSH	1				0.06	0.132
060	37410-56180	COLLAR THRUST	1				0.06	0.132
070	6C040-56170	COMP.BOLT FRONT AXLE	1				0.04	0.088
080	04811-50550	O RING	1				0.002	0.0044
090	01133-51440	BOLT	2				0.07	0.154
100	6C140-56180	ASSY HOLDER	1				1.72	3.784
110	08511-06530	BUSH	1				0.12	0.264
120	6C040-56150	COLLAR THRUST	1				0.02	0.044
130	04811-50700	O RING	1				0.002	0.0044
140	01133-51440	BOLT	2				0.07	0.154

FRONT DIFFERENTIAL



6C160-072-10



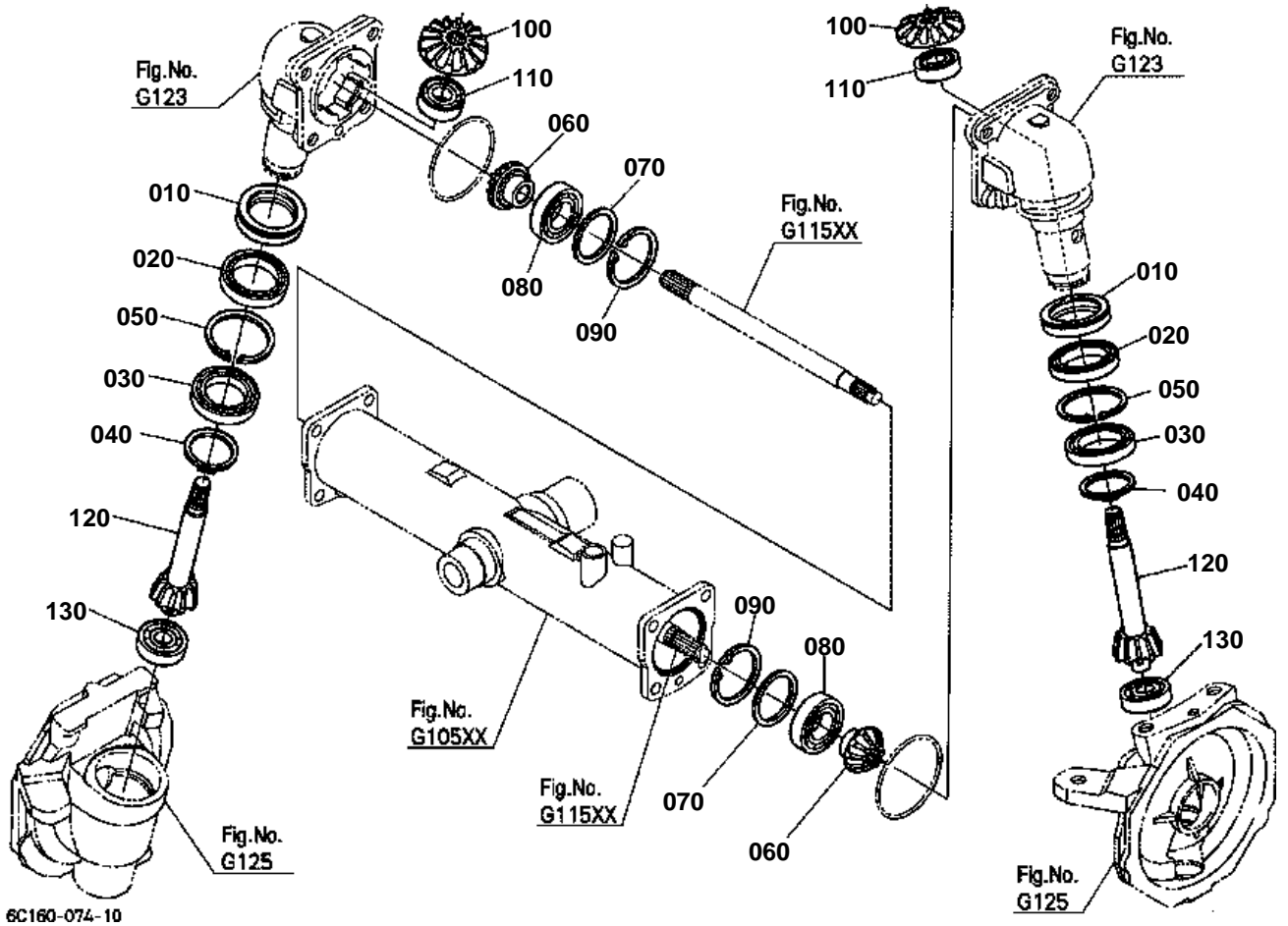


**FRONT DIFFERENTIAL**

↔ Interchangeable; ≠ not interchangeable; ← new for old; → old for new

REF.No	Part No.	Description	Q'ty	S.No.	I/C	REMARKS	Weight (kgf)	Weight (lb)
010	08711-30205	BEARING TAPER-ROLLER	2				0.148	0.3256
020	37410-58160	COLLAR	2			3.4mm	0.01	0.022
020	37410-58170	COLLAR	2			3.6mm	0.01	0.022
020	37410-58150	COLLAR	2			3.8mm	0.01	0.022
020	6C040-56630	COLLAR	2			3.9mm	0.009	0.0198
020	37410-58120	COLLAR	2			4.0mm	0.01	0.022
020	37410-58130	COLLAR	2			4.1mm	0.01	0.022
020	37410-58140	COLLAR	2			4.2mm	0.01	0.022
020	37410-56680	COLLAR	2			4.4mm	0.015	0.033
020	6C040-56620	COLLAR	2			4.5mm	0.01	0.022
020	37410-56660	COLLAR	2			4.6mm	0.011	0.0242
030	37410-56690	COLLAR	1				0.04	0.088
040	37410-56710	NUT	1				0.03	0.066
050	09500-20408	SEAL OIL	1				0.012	0.0264
060	04611-00520	CIR CLIP INTERNAL	1				0.009	0.0198
070	6C040-56820	CIR CLIP EXTERNAL	1				0.003	0.0066
080	6A320-56902	ASSY DIFF. FRONT	1				2.91	6.402
090	6A320-56830	CASE DIFF.FRONT	1				0.71	1.562
100	6A320-56860	PINION BEVEL GEAR	2			10T	0.07	0.154
110	6A320-56910	GEAR BEVEL	2			14T	0.11	0.242
120	61361-14330	COLLAR	2				0.007	0.0154
130	08101-06010	BEARING BALL	2				0.262	0.5764
140	6A320-57112	SHAFT YOKE LH	1				0.44	0.968
150	6A320-57122	SHAFT YOKE RH	1				0.82	1.804
160	05411-00520	PIN SPRING	2				0.002	0.0044
170	6C120-97962	KIT GEAR BEVEL	1			10-23T	0.84	1.848

DIFFERENTIAL GEAR SHAFT



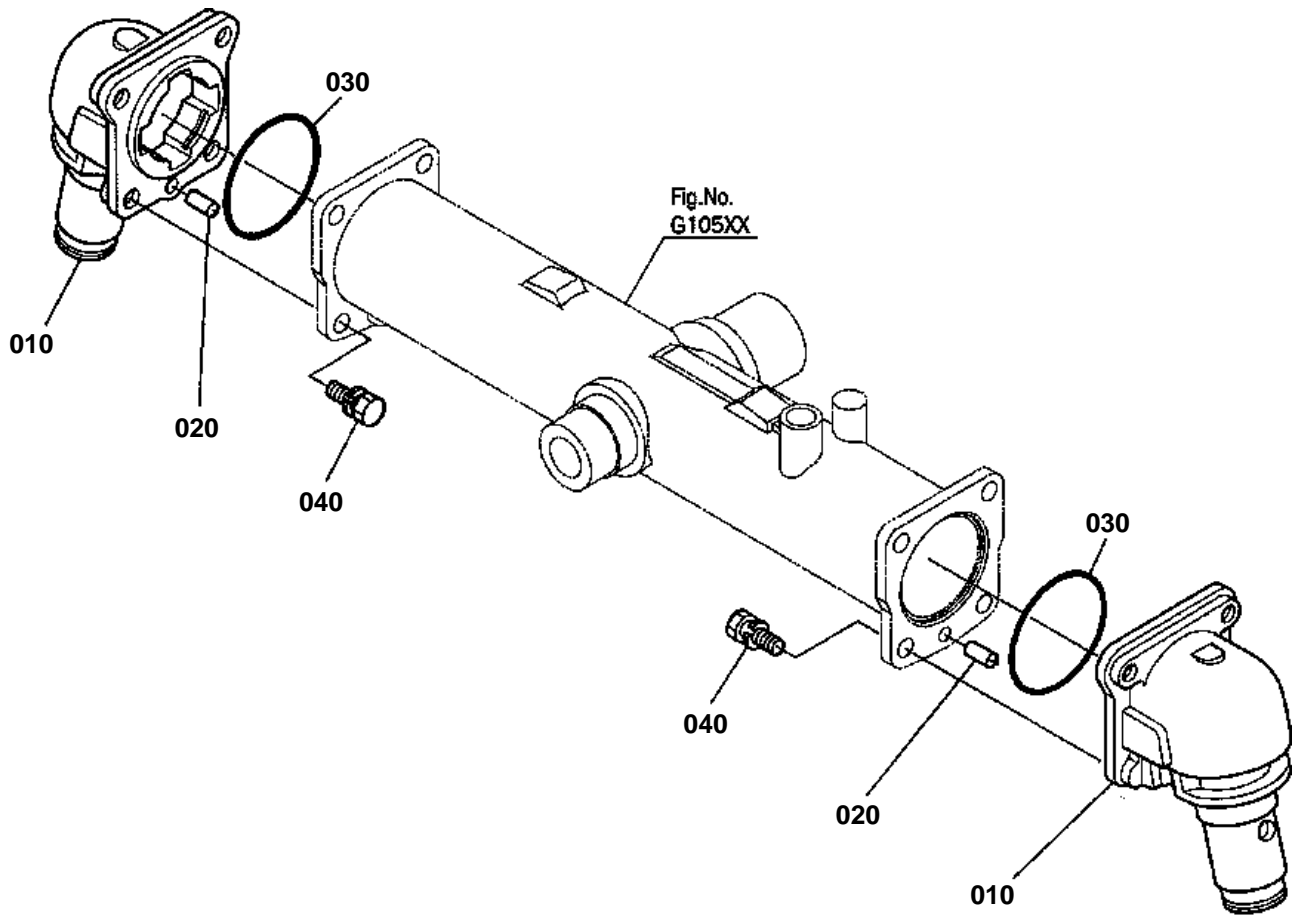


## DIFFERENTIAL GEAR SHAFT

↔ Interchangeable; ≠ not interchangeable; ← new for old; → old for new

REF.No	Part No.	Description	Q'ty	S.No.	I/C	REMARKS	Weight (kgf)	Weight (lb)
010	6C190-56220	SEAL OIL	2				0.056	0.1232
020	08101-06910	BEARING BALL	2				0.14	0.308
030	08101-06909	BEARING BALL	2				0.135	0.297
040	04612-00450	CIR CLIP EXTERNAL	2				0.007	0.0154
050	04611-00680	CIR CLIP INTERNAL	2				0.016	0.0352
060	6A320-57132	GEAR BEVEL F	2			10T	0.16	0.352
070	6C040-57140	SHIM	2			0.8mm	0.006	0.0132
070	6C040-57130	SHIM	2			1.0mm	0.008	0.0176
070	6C040-57150	SHIM	2			1.2mm	0.009	0.0198
070	6C040-57160	SHIM	2			1.4mm	0.011	0.0242
080	08101-06206	BEARING BALL	2				0.196	0.4312
090	04611-00620	CIR CLIP INTERNAL	2				0.011	0.0242
100	6A320-57180	GEAR BEVEL F	2			16T	0.28	0.616
110	08101-06204	BEARING BALL	2				0.102	0.2244
120	6A320-57210	SHAFT BEVEL GEAR	2			9T	0.65	1.43
130	08101-06304	BEARING BALL	2				0.146	0.3212

BEVEL GEAR CASE



6C160-075-10

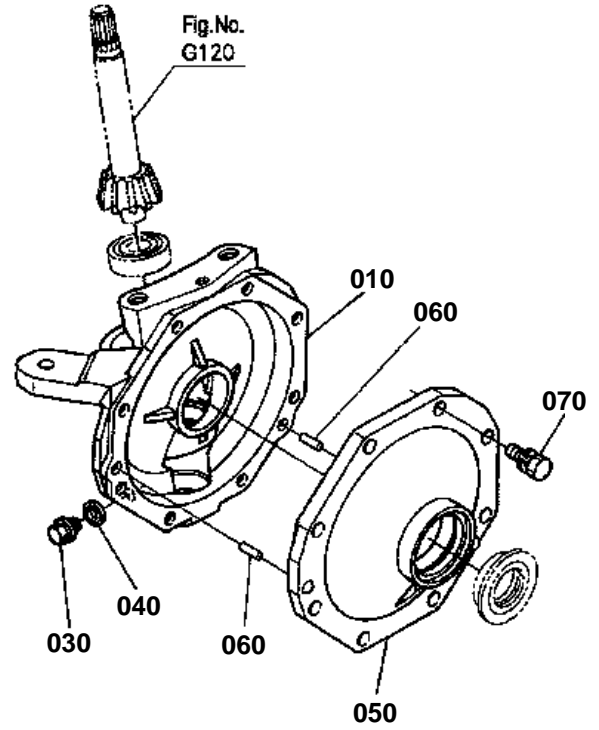
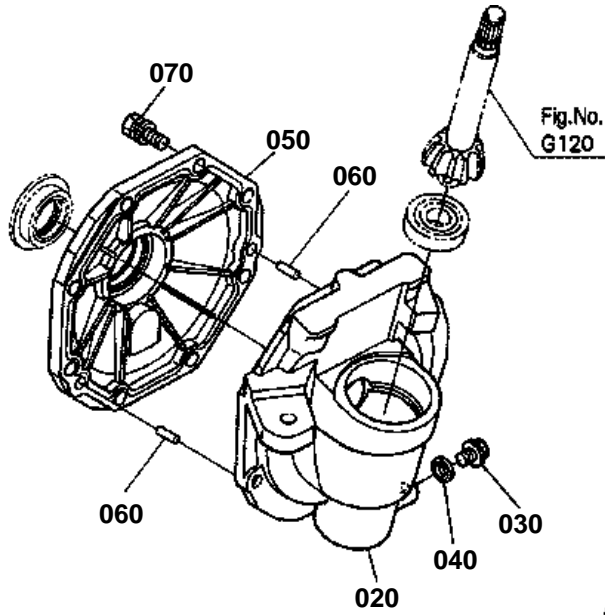


## BEVEL GEAR CASE

↔ Interchangeable; ≠ not interchangeable; ← new for old; → old for new

REF.No	Part No.	Description	Q'ty	S.No.	I/C	REMARKS	Weight (kgf)	Weight (lb)
010	6C190-56210	CASE BEVEL GEAR	2				0	0
020	05012-01020	PIN STRAIGHT	2				0.013	0.0286
030	04811-50850	O RING	2				0.003	0.0066
040	01133-51230	BOLT	8				0.04	0.088

FRONT AXLE CASE



6C142-004-10

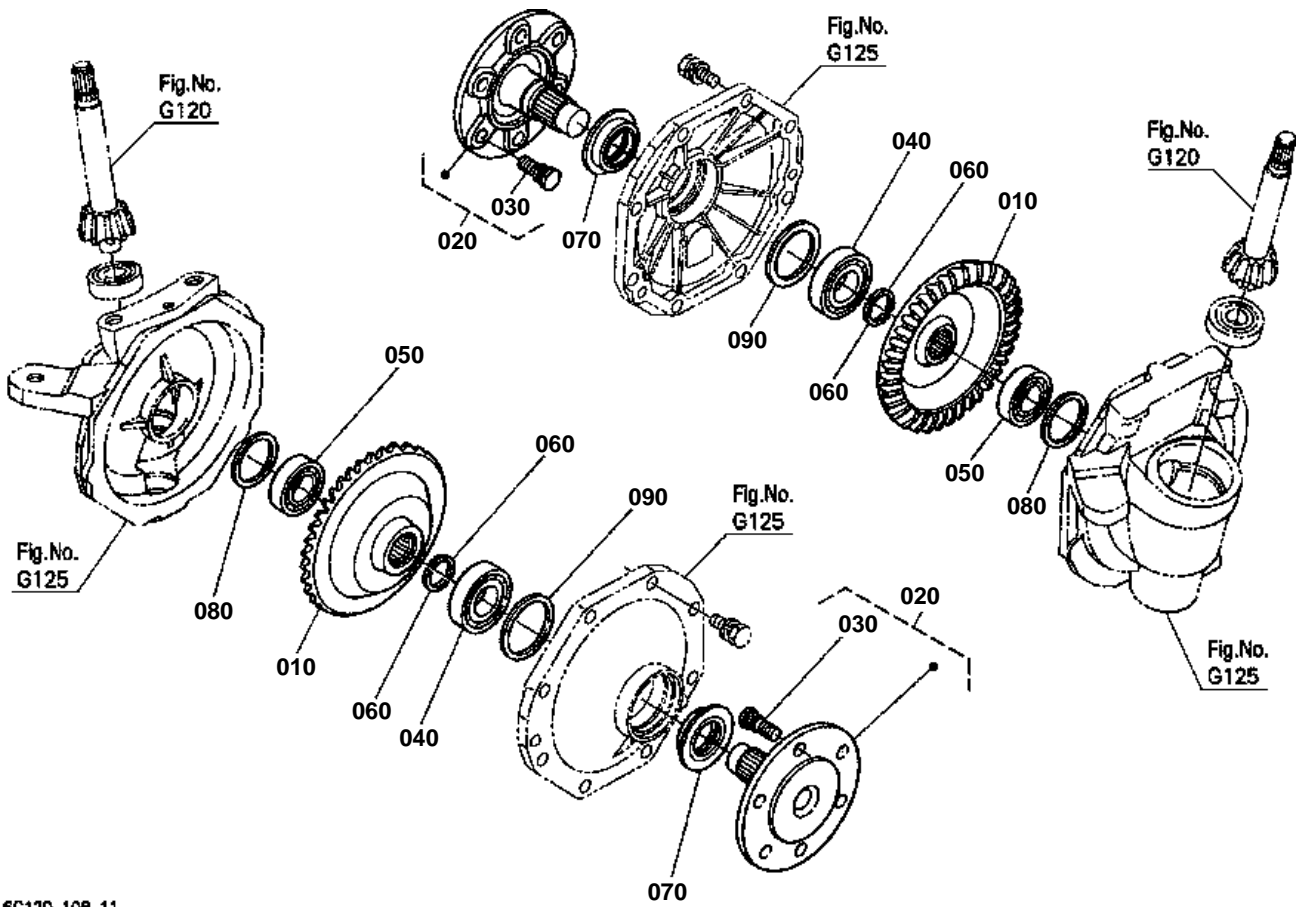


# FRONT AXLE CASE

↔ Interchangeable; ≠ not interchangeable; ← new for old; → old for new

REF.No	Part No.	Description	Q'ty	S.No.	I/C	REMARKS	Weight (kgf)	Weight (lb)
010	6C120-56313	CASE GEAR LH	1				4.54	9.988
020	6C120-56323	CASE GEAR RH	1				4.45	9.79
030	01774-51010	BOLT FLANGE	2				0.08	0.176
040	04717-01000	WASHER WITH RUBBER	2				0.001	0.0022
050	6A320-56343	COVER GEAR CASE	2				0.7	1.54
060	05012-01020	PIN STRAIGHT	4				0.013	0.0286
070	01133-51028	BOLT	16				0.027	0.0594

FRONT AXLE



6C120-108-11



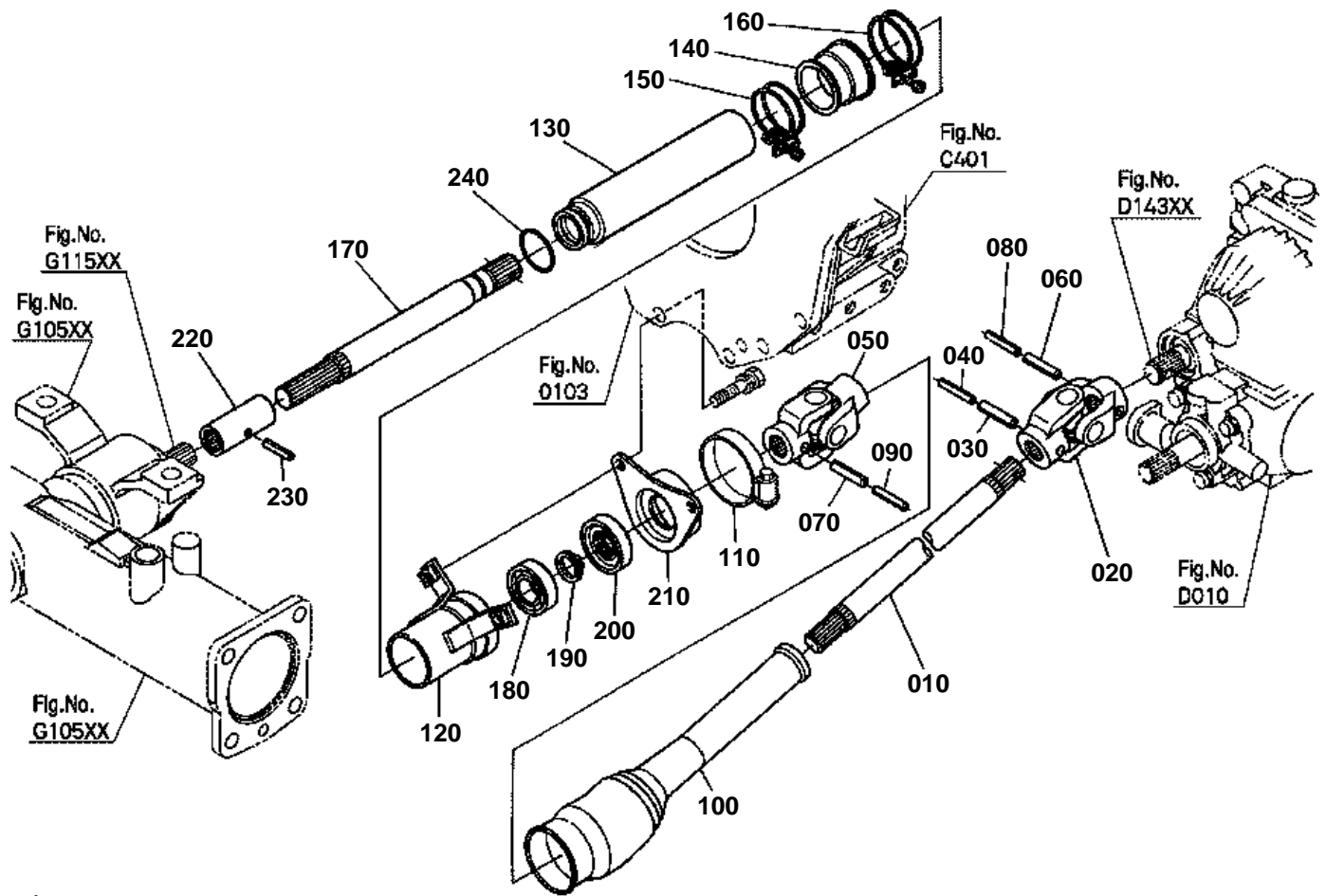


# FRONT AXLE

↔ Interchangeable; ≠ not interchangeable; ← new for old; → old for new

REF.No	Part No.	Description	Q'ty	S.No.	I/C	REMARKS	Weight (kgf)	Weight (lb)
010	6A320-57310	GEAR BEVEL	2			38T	2.05	4.51
020	6A100-57300	ASSY SHAFT F.AXLE	2				1.5	3.3
030	6C040-57330	BOLT	12				0.035	0.077
040	08101-06206	BEARING BALL	2				0.196	0.4312
050	08101-06205	BEARING BALL	2				0.14	0.308
060	67156-56820	COLLAR SET	4				0.004	0.0088
070	37410-57340	SEAL OIL	2				0.045	0.099
080	31353-43160	SHIM	2			0.8mm	0.01	0.022
080	66706-14350	SHIM SHAFT	2			1.0mm	0.004	0.0088
080	31353-43180	SHIM	2			1.2mm	0.003	0.0066
090	6C040-57140	SHIM	2			0.8mm	0.006	0.0132
090	6C040-57130	SHIM	2			1.0mm	0.008	0.0176
090	6C040-57150	SHIM	2			1.2mm	0.009	0.0198
090	6C040-57160	SHIM	2			1.4mm	0.011	0.0242

FRONT DRIVE SHAFT



6C160-078-10

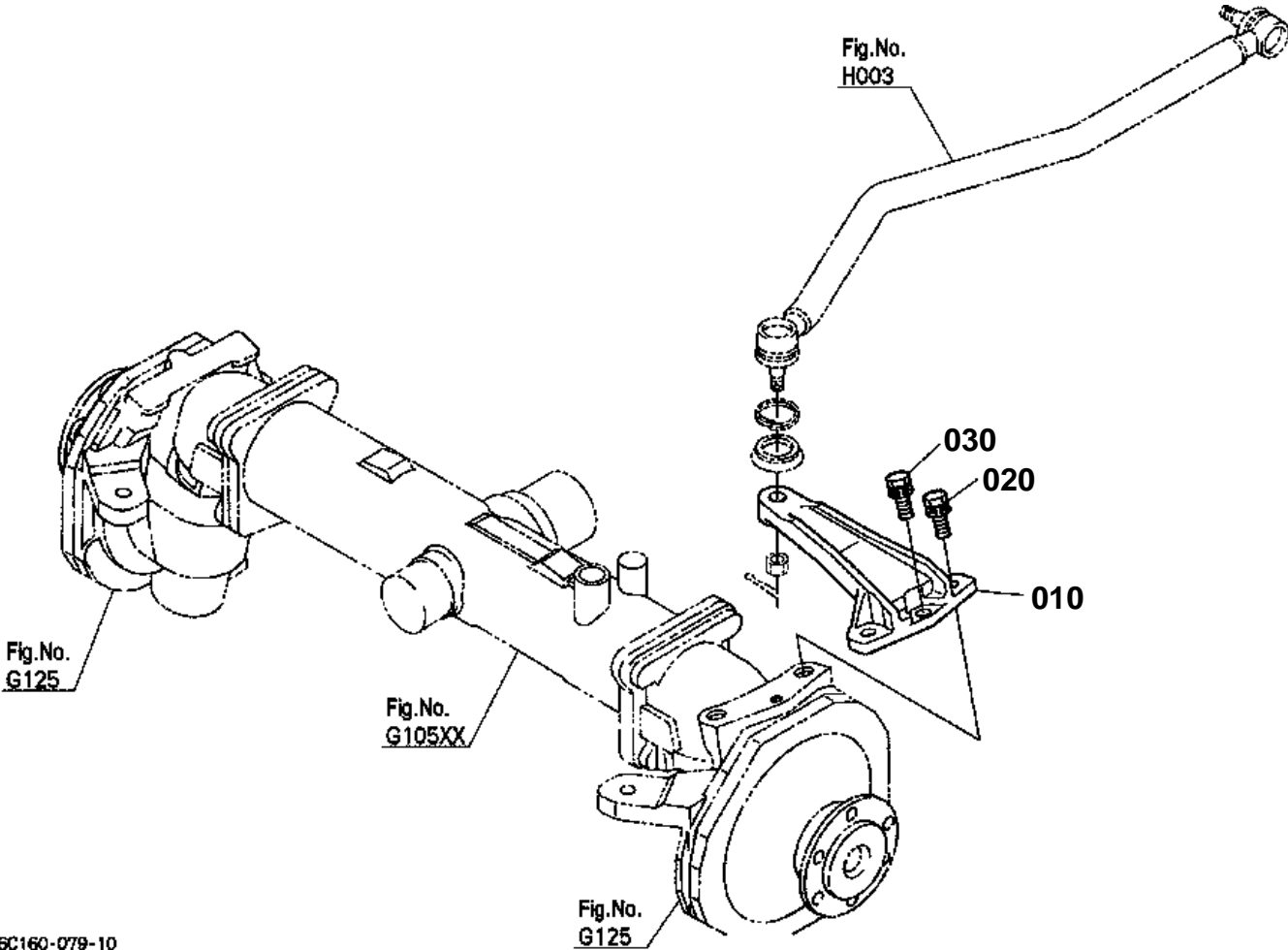


# FRONT DRIVE SHAFT

↔ Interchangeable; ≠ not interchangeable; ← new for old; → old for new

REF.No	Part No.	Description	Q'ty	S.No.	I/C	REMARKS	Weight (kgf)	Weight (lb)
010	6C050-57512	SHAFT DRIVE REAR	1				1.17	2.574
020	6C040-57500	ASSY JOINT UNIVERSAL	1				0.6	1.32
030	05411-00640	PIN SPRING	1				0.006	0.0132
040	32721-57680	PIN SPRING	1				0.002	0.0044
050	6C040-57542	ASSY JOINT UNIVERSAL	1				0.69	1.518
060	05411-00640	PIN SPRING	1				0.006	0.0132
070	05411-00640	PIN SPRING	1				0.006	0.0132
080	32721-57680	PIN SPRING	1				0.002	0.0044
090	32721-57680	PIN SPRING	1				0.002	0.0044
100	6C040-57550	COVER	1				0.04	0.088
110	66103-58310	BAND	1				0.02	0.044
120	6C040-57610	COVER FRONT SHAFT	1				0.248	0.5456
130	6C040-57662	COVER FRONT SHAFT	1				0.25	0.55
140	6C040-57650	COVER FRONT SHAFT	1				0.035	0.077
150	09318-89052	CLAMP HOSE	1				0.03	0.066
160	09318-89058	CLAMP HOSE	1				0.028	0.0616
170	6C040-57622	SHAFT FRONT DRIVE	1				0.73	1.606
180	08141-06204	BEARING BALL	1				0.101	0.2222
190	04612-00200	CIR CLIP EXTERNAL	1				0.001	0.0022
200	6C040-57630	SEAL OIL	1				0.025	0.055
210	6C040-57640	SUPPORT	1				0.14	0.308
220	T0070-14710	COUPLING	1				0.16	0.352
230	05411-00430	PIN SPRING	1				0.002	0.0044
240	04816-06370	O RING	1				0.003	0.0066

KNUCKLE ARM



6C160-079-10

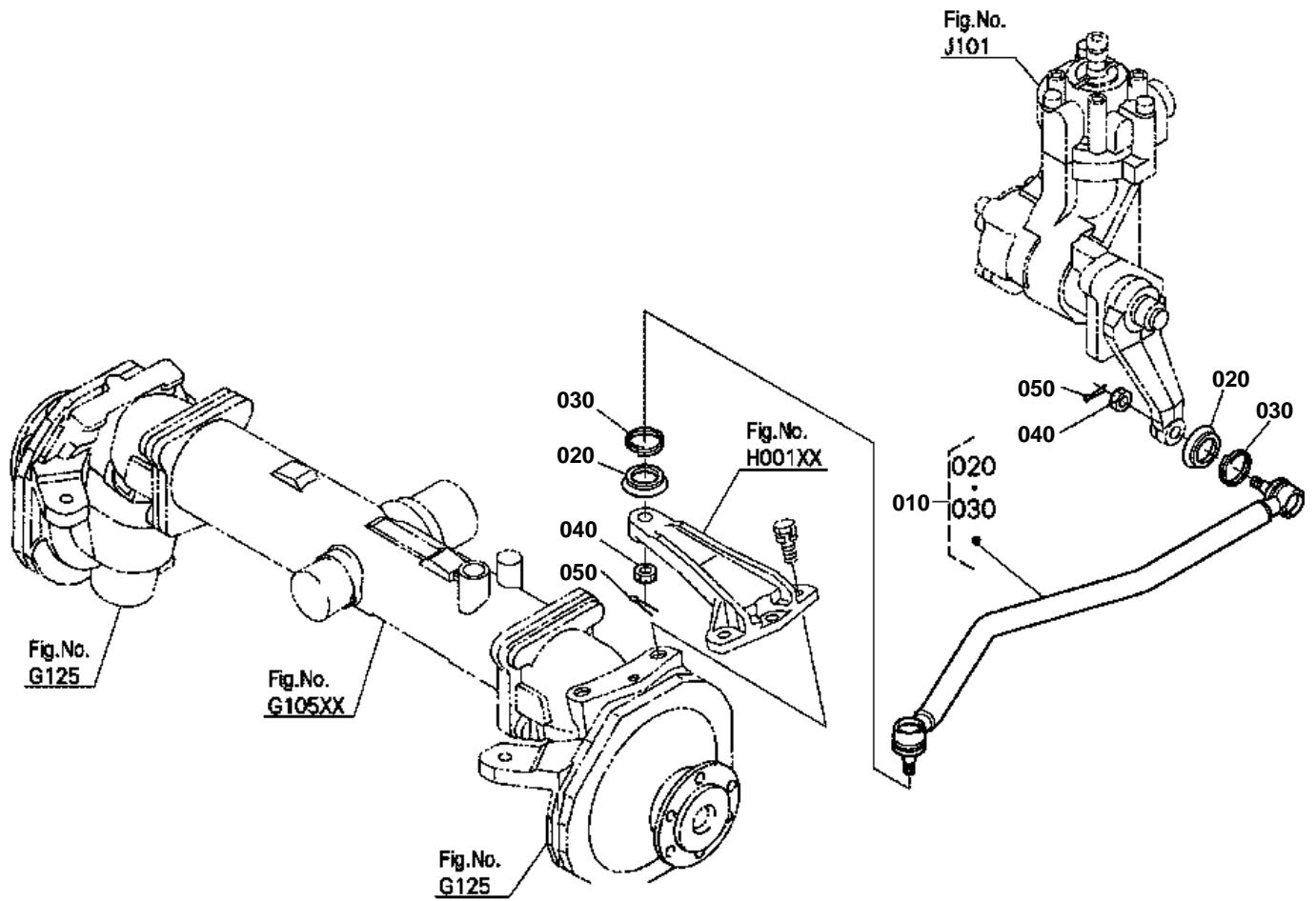


# KNUCKLE ARM

↔ Interchangeable; ≠ not interchangeable; ← new for old; → old for new

REF.No	Part No.	Description	Q'ty	S.No.	I/C	REMARKS	Weight (kgf)	Weight (lb)
010	6C120-56410	ARM KNUCKLE	1				1.48	3.256
020	01138-61235	BOLT	2				0.02	0.044
030	01133-51025	BOLT	1				0.023	0.0506

DRAG LINK



6C160-081-10

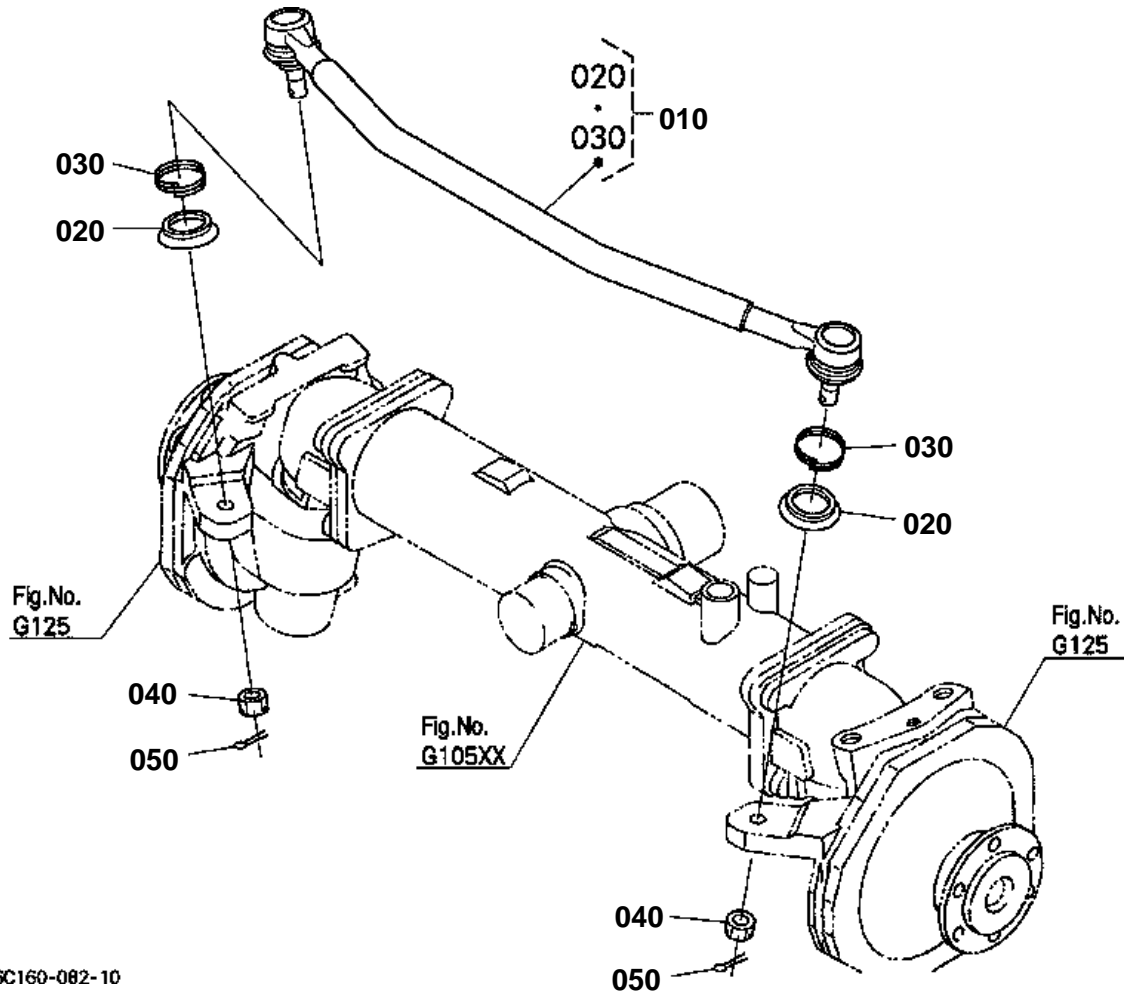


## DRAG LINK

↔ Interchangeable; ≠ not interchangeable; ← new for old; → old for new

REF.No	Part No.	Description	Q'ty	S.No.	I/C	REMARKS	Weight (kgf)	Weight (lb)
010	6C140-57712	ASSY LINK DRAG	1				2.55	5.61
020	67121-56560	COVER DUST	2				0.008	0.0176
030	67121-56570	CLIP	2				0.003	0.0066
040	66591-56780	NUT	2				0.01	0.022
050	05511-52528	PIN SPLIT	2				0.001	0.0022

TIE ROD



6C160-082-10



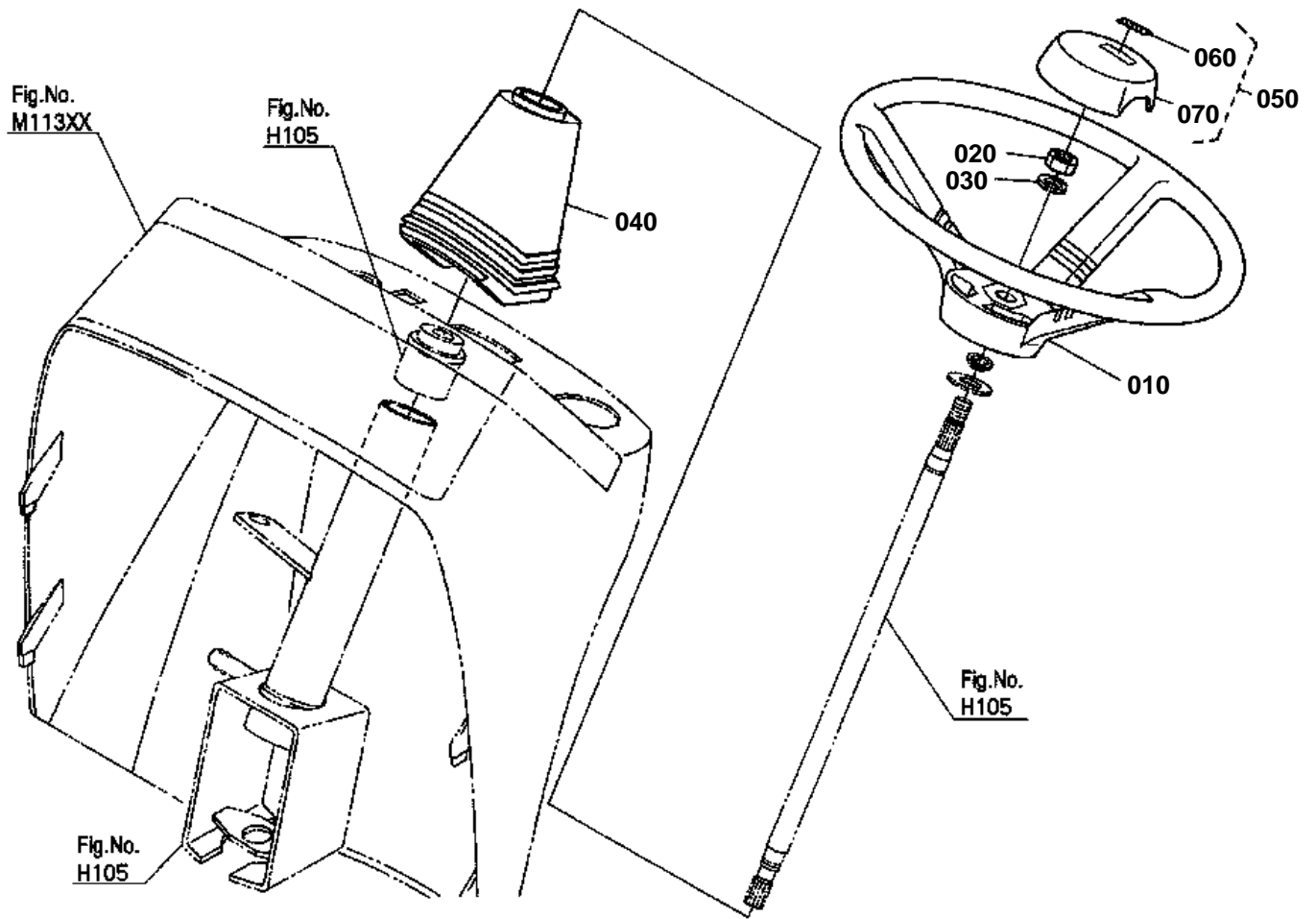


# TIE ROD

↔ Interchangeable; ≠ not interchangeable; ← new for old; → old for new

REF.No	Part No.	Description	Q'ty	S.No.	I/C	REMARKS	Weight (kgf)	Weight (lb)
010	6C120-56420	ASSY ROD TIE	1				2.41	5.302
020	67121-56560	COVER DUST	2				0.008	0.0176
030	67121-56570	CLIP	2				0.003	0.0066
040	66591-56780	NUT	2				0.01	0.022
050	05511-52520	PIN SPLIT	2				0.001	0.0022

STEERING HANDLE



6C160-084-10

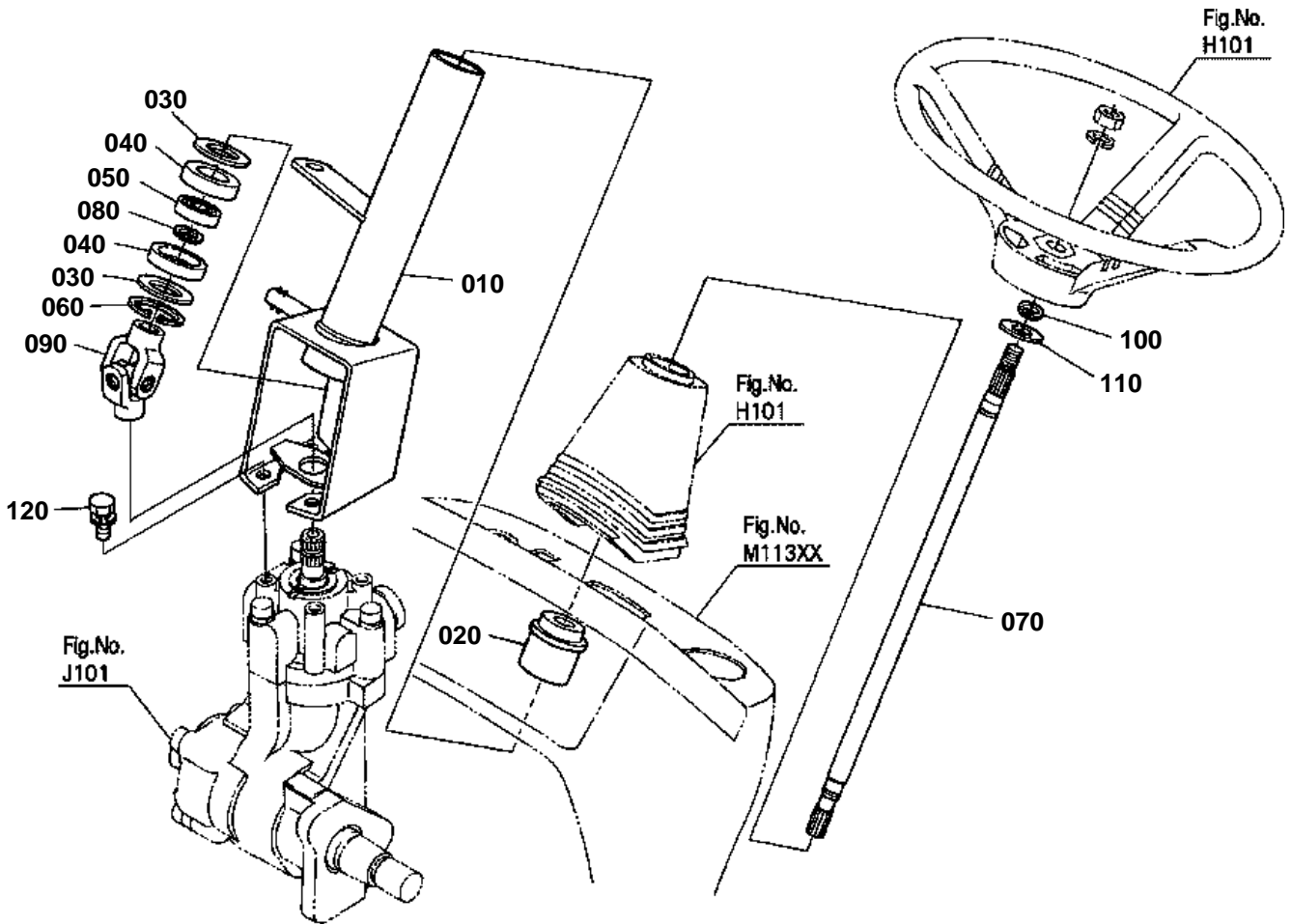


## STEERING HANDLE

↔ Interchangeable; ≠ not interchangeable; ← new for old; → old for new

REF.No	Part No.	Description	Q'ty	S.No.	I/C	REMARKS	Weight (kgf)	Weight (lb)
010	6C040-41410	WHEEL STEERING	1				1.41	3.102
020	02174-50120	NUT	1				0.01	0.022
030	04512-60120	WASHER SPRING	1				0.005	0.011
040	6C070-53550	BOOT STEERING	1				0.093	0.2046
050	6C040-41420	ASSY PAD	1				0.041	0.0902
060	6C040-41440	MARK STEERING	1				0.001	0.0022
070	6C040-41430	PAD STEERING	1				0.039	0.0858

# STEERING POST



6C160-085-10



## STEERING POST

↔ Interchangeable; ≠ not interchangeable; ← new for old; → old for new

REF.No	Part No.	Description	Q'ty	S.No.	I/C	REMARKS	Weight (kgf)	Weight (lb)
010	6C070-41320	POST STEERING	1				1.57	3.454
020	6C040-41510	BUSH	1				0.035	0.077
030	6C040-41390	COLLAR	2				0.007	0.0154
040	6C040-41523	COVER BEARING	2				0.007	0.0154
050	08121-06002	BEARING BALL	1				0.03	0.066
060	04611-00420	CIR CLIP INTERNAL	1				0.006	0.0132
070	6C070-41340	SHAFT STEERING	1				0.5	1.1
080	04612-00150	CIR CLIP EXTERNAL	1				0.001	0.0022
090	6C042-41330	JOINT UNIVERSAL	1				0.27	0.594
100	04612-00160	CIR CLIP EXTERNAL	1				0.001	0.0022
110	04013-60160	WASHER PLAIN	1				0.01	0.022
120	01123-50820	BOLT	4				0.011	0.0242

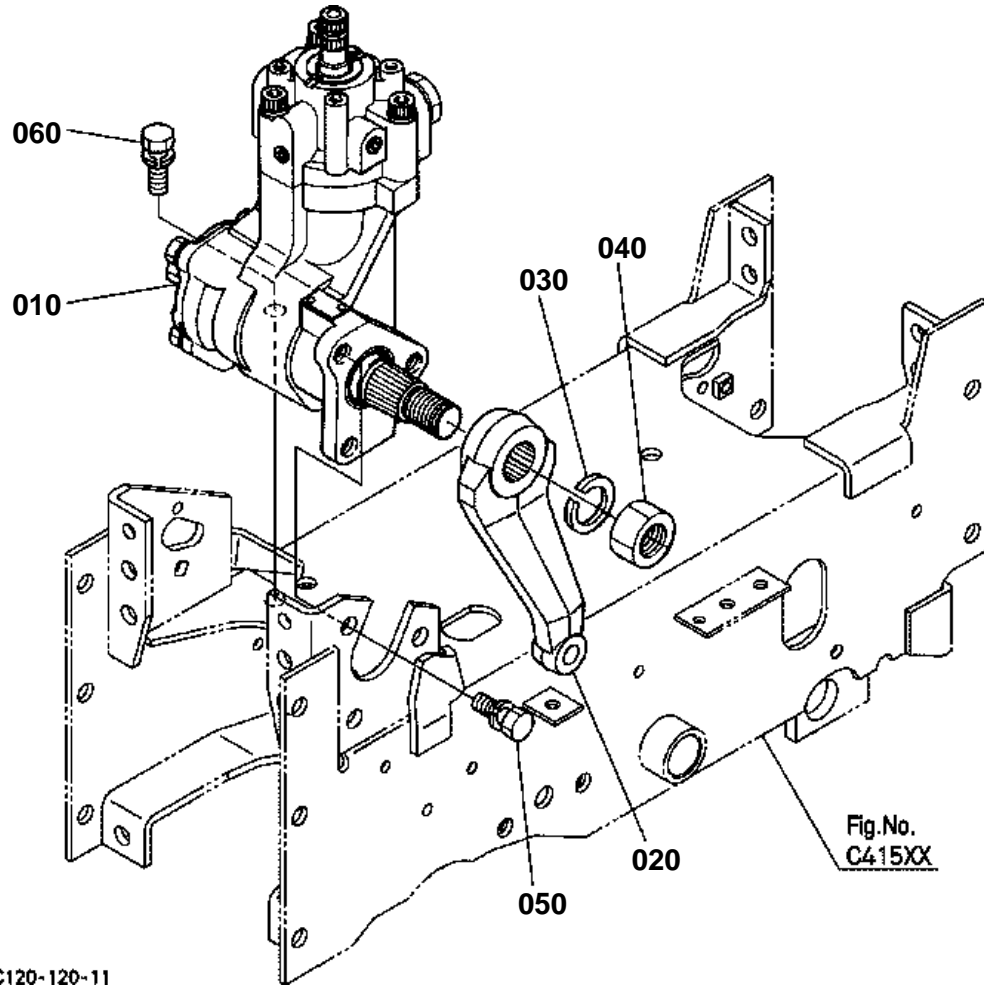


Fig.No.  
C415XX

6C120-120-11

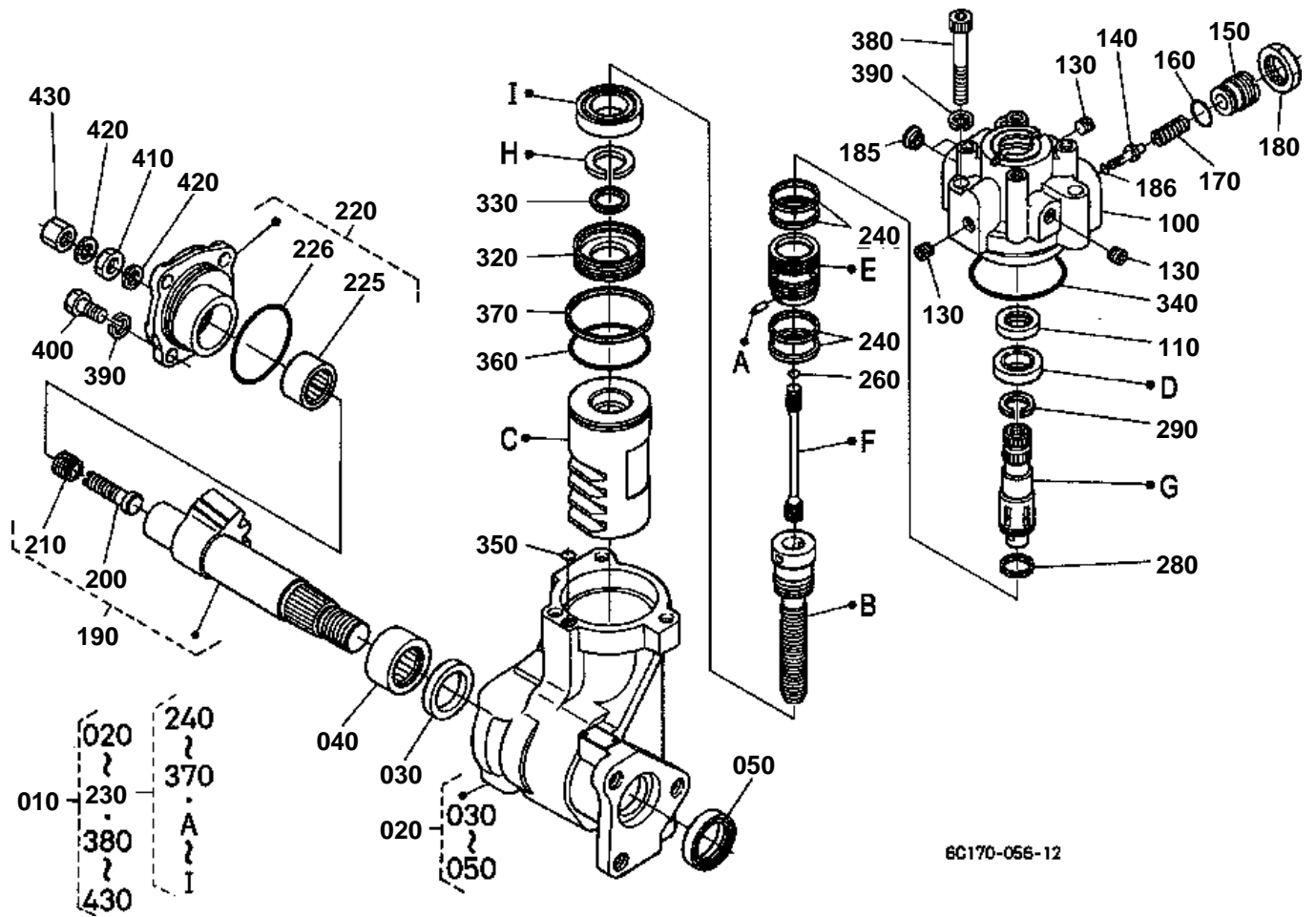


## HYDRAULIC PUMP(PS)

↔ Interchangeable; ≠ not interchangeable; ← new for old; → old for new

REF.No	Part No.	Description	Q'ty	S.No.	I/C	REMARKS	Weight (kgf)	Weight (lb)
010	6C070-41105	ASSY STEERING POWER	1				11.1	24.42
020	6C140-41213	ARM PITMAN	1				0.8	1.76
030	04512-60220	WASHER SPRING	1				0.025	0.055
040	02176-50220	NUT	1				0.058	0.1276
050	01133-51230	BOLT	3				0.04	0.088
060	01133-51235	BOLT	2				0.043	0.0946

HYDRAULIC PUMP(PS) [COMPONENT PARTS]





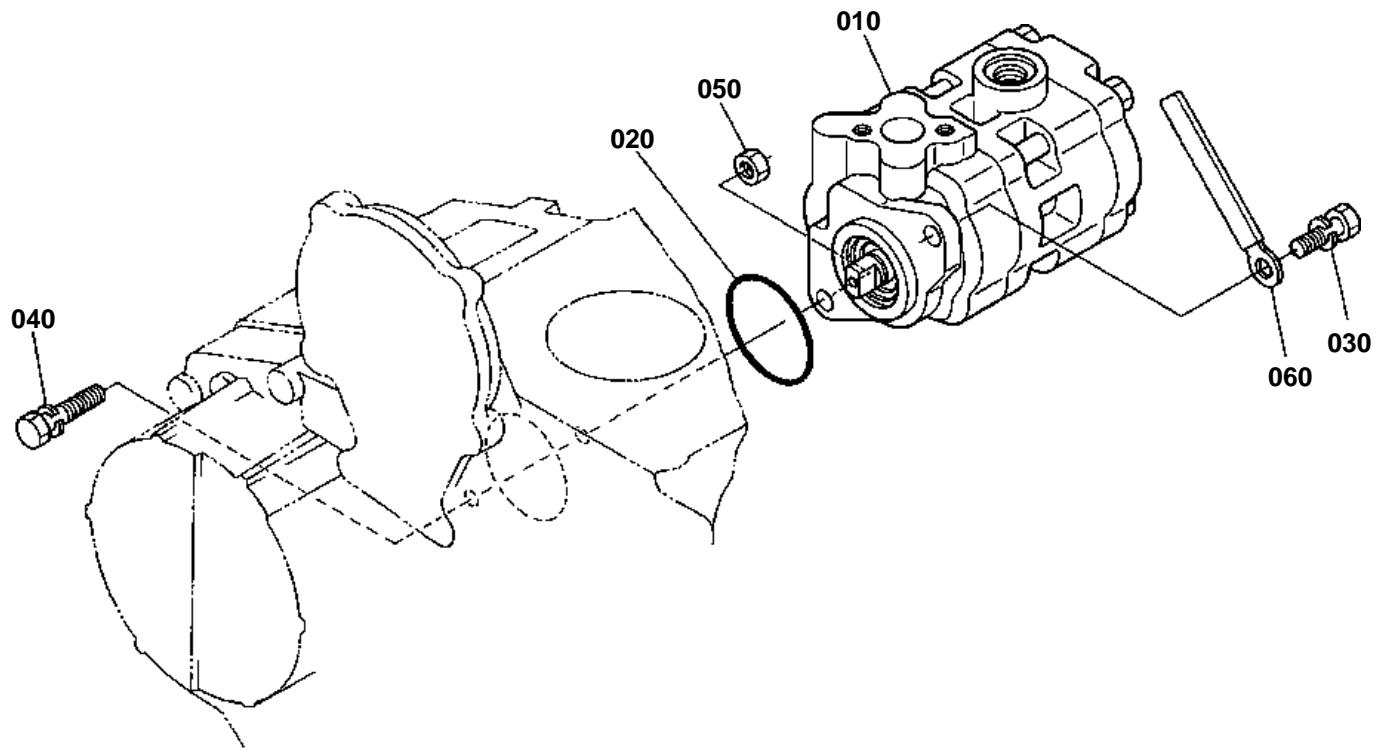


## HYDRAULIC PUMP(PS) [COMPONENT PARTS]

↔ Interchangeable; ≠ not interchangeable; ← new for old; → old for new

REF.No	Part No.	Description	Q'ty	S.No.	I/C	REMARKS	Weight (kgf)	Weight (lb)
010	6C070-41105	ASSY STEERING POWER	1				11.1	24.42
020	6C070-92000	ASSY CASE GEAR	1				5.23	11.506
030	35270-16140	GASKET	1				0.005	0.011
040	31351-66130	BEARING NEEDLE	1				0.03	0.066
050	35270-16150	SEAL OIL	1				0.015	0.033
060	99999-99999	BLANK	0				0	0
070	99999-99999	BLANK	0				0	0
080	99999-99999	BLANK	0				0	0
090	99999-99999	BLANK	0				0	0
100	6C070-92214	VALVE HOUSING	1				0.83	1.826
110	6A100-92220	SEAL OIL	1				0.006	0.0132
120	99999-99999	BLANK	0				0	0
130	T0430-37090	PLUG	3				0.003	0.0066
140	6C070-92230	POPPET	1				0.005	0.011
150	31351-66370	SCREW ADJUSTING	1				0.047	0.1034
160	31351-66390	O RING	1				0.001	0.0022
170	38430-66380	SPRING	1				0.015	0.033
180	31351-66380	NUT	1				0.022	0.0484
185	6C042-41540	FERRULE	2				0.004	0.0088
186	6C070-92240	O RING	1				0.001	0.0022
190	32721-92300	ASSY SHAFT SECTOR	1				1.3	2.86
200	35270-16620	SCREW ADJUSTING	1				0.028	0.0616
210	35270-16630	BOLT	1				0.011	0.0242
220	6A320-92350	ASSY COVER SIDE	1				0.73	1.606
225	35270-16420	BEARING NEEDLE	1				0.045	0.099
226	04810-50600	O RING	1				0.002	0.0044
230	6C070-92302	ASSY SHAFT PISTON	1				2.57	5.654
240	6A100-92510	SEAL	4				0.002	0.0044
250	99999-99999	BLANK	0				0	0
260	04811-10060	O RING	1				0.001	0.0022
270	99999-99999	BLANK	0				0	0
280	6A100-92540	SQUARE RING	1				0.001	0.0022
290	6A100-92550	RING SNAP	1				0.002	0.0044
300	99999-99999	BLANK	0				0	0
310	99999-99999	BLANK	0				0	0
320	6A600-92030	PLUG	1				0.09	0.198
330	T0430-37170	SEAL	1				0.001	0.0022
340	04811-50650	O RING	1				0.002	0.0044
350	04817-00060	O RING	1				0.002	0.0044
360	04817-50500	O RING	1				0.003	0.0066
370	31351-66280	RING	1				0.002	0.0044
380	6C042-41850	BOLT	3				0.05	0.11
390	04512-60100	WASHER SPRING	7				0.002	0.0044
400	35270-16650	BOLT	4				0.02	0.044
410	66363-41250	NUT	1				0.01	0.022
420	35270-16690	GASKET	2				0.001	0.0022
430	35270-16700	NUT	1				0.11	0.242

# HYDRAULIC PUMP



60070-077-13

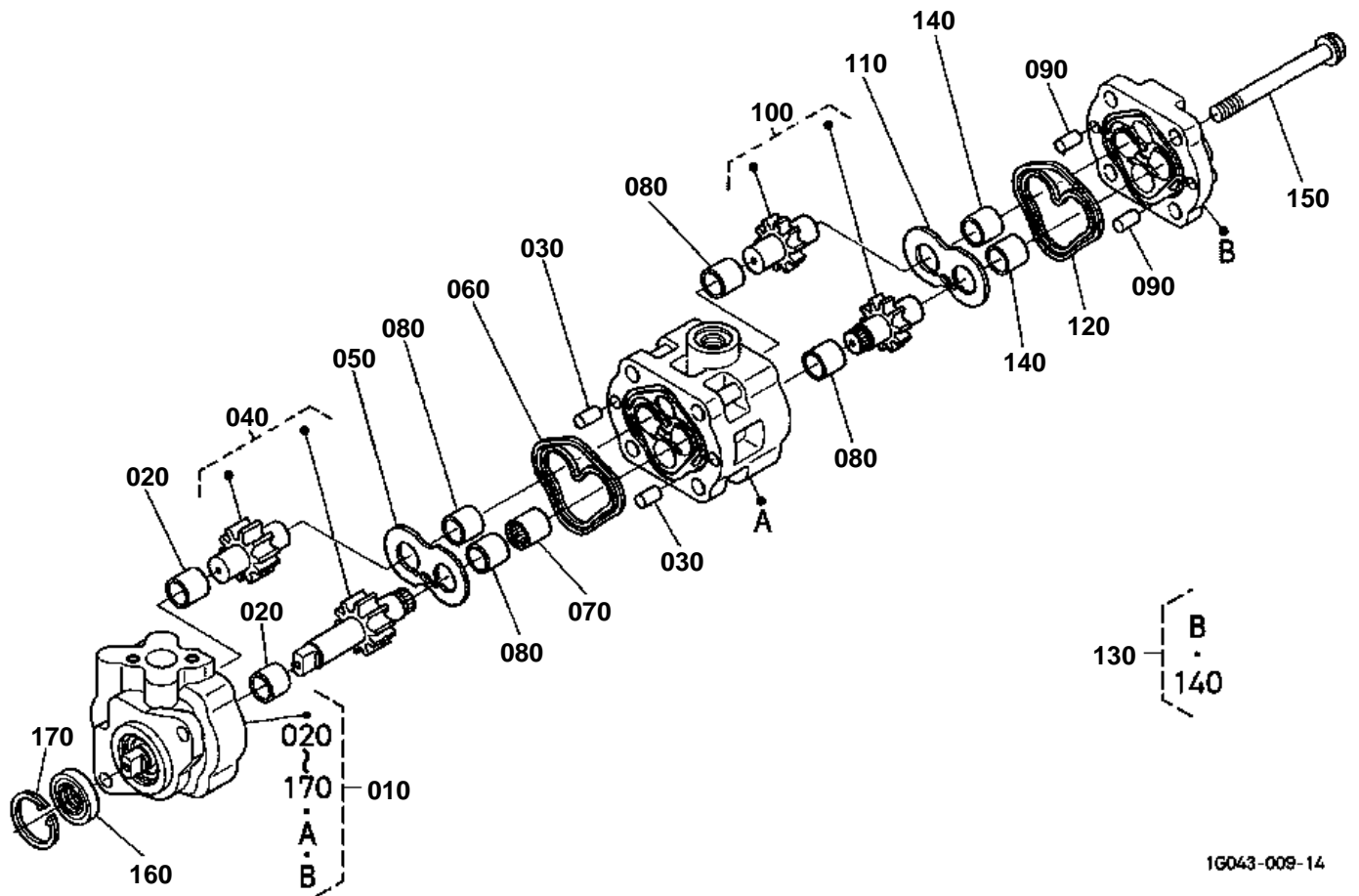


# HYDRAULIC PUMP

↔ Interchangeable; ≠ not interchangeable; ← new for old; → old for new

REF.No	Part No.	Description	Q'ty	S.No.	I/C	REMARKS	Weight (kgf)	Weight (lb)
010	6C140-37304	ASSY PUMP HYDRAULIC	1				2.22	4.884
020	04811-10460	O RING	1				0.002	0.0044
030	01123-50825	BOLT	1				0.013	0.0286
040	01123-50835	BOLT	1				0.02	0.044
050	02056-50080	NUT	1				0.005	0.011
060	13824-67590	CLAMP CORD	1				0.002	0.0044

HYDRAULIC PUMP [COMPONENT PARTS]



16043-009-14

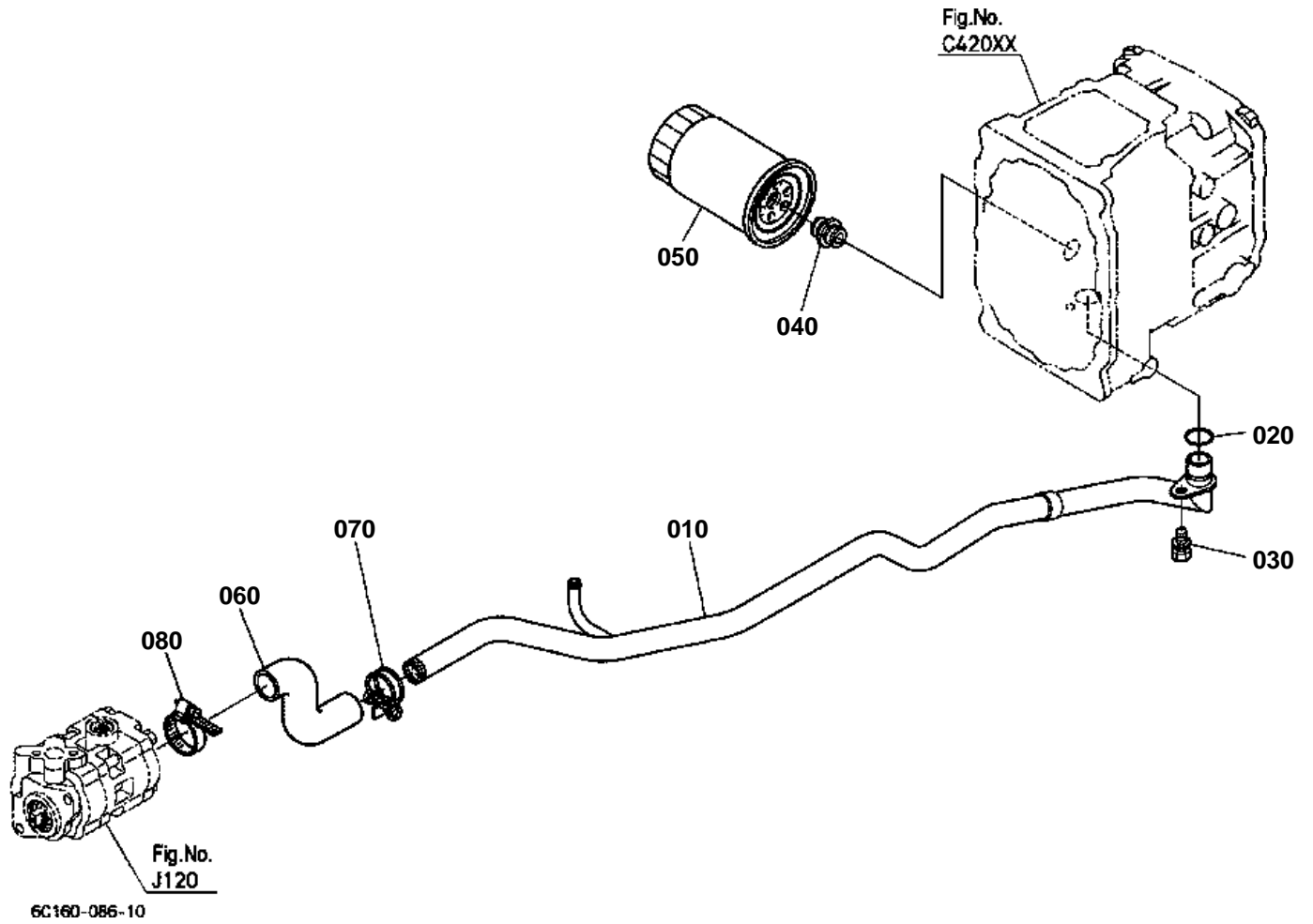


# HYDRAULIC PUMP [COMPONENT PARTS]

↔ Interchangeable; ≠ not interchangeable; ← new for old; → old for new

REF.No	Part No.	Description	Q'ty	S.No.	I/C	REMARKS	Weight (kgf)	Weight (lb)
010	6C140-37304	ASSY PUMP HYDRAULIC	1				2.22	4.884
020	6A100-37232	BUSH	2				0.005	0.011
030	05012-00814	PIN STRAIGHT	2				0.006	0.0132
040	6A100-37342	COMP.GEAR HYD.PUMP	1				0.27	0.594
050	6C140-36350	PLATE SIDE	1				0.05	0.11
060	6C040-36344	RING DOUBLE	1				0.003	0.0066
070	6A100-37430	COUPLING	1				0.01	0.022
080	6A100-37232	BUSH	4				0.005	0.011
090	05012-00814	PIN STRAIGHT	2				0.006	0.0132
100	6A100-37442	COMP.GEAR HYD.PUMP	1				0.18	0.396
110	6C140-36350	PLATE SIDE	1				0.05	0.11
120	6C040-36344	RING DOUBLE	1				0.003	0.0066
130	6C140-37400	COMP.COVER	1				0.23	0.506
140	6A100-37232	BUSH	2				0.005	0.011
150	01754-51090	BOLT FLANGE	4				0.05	0.11
160	31381-76390	SEAL OIL	1				0.01	0.022
170	04611-00300	CIR CLIP INTERNAL	1				0.004	0.0088

HYDRAULIC OIL LINE(SUCTION)



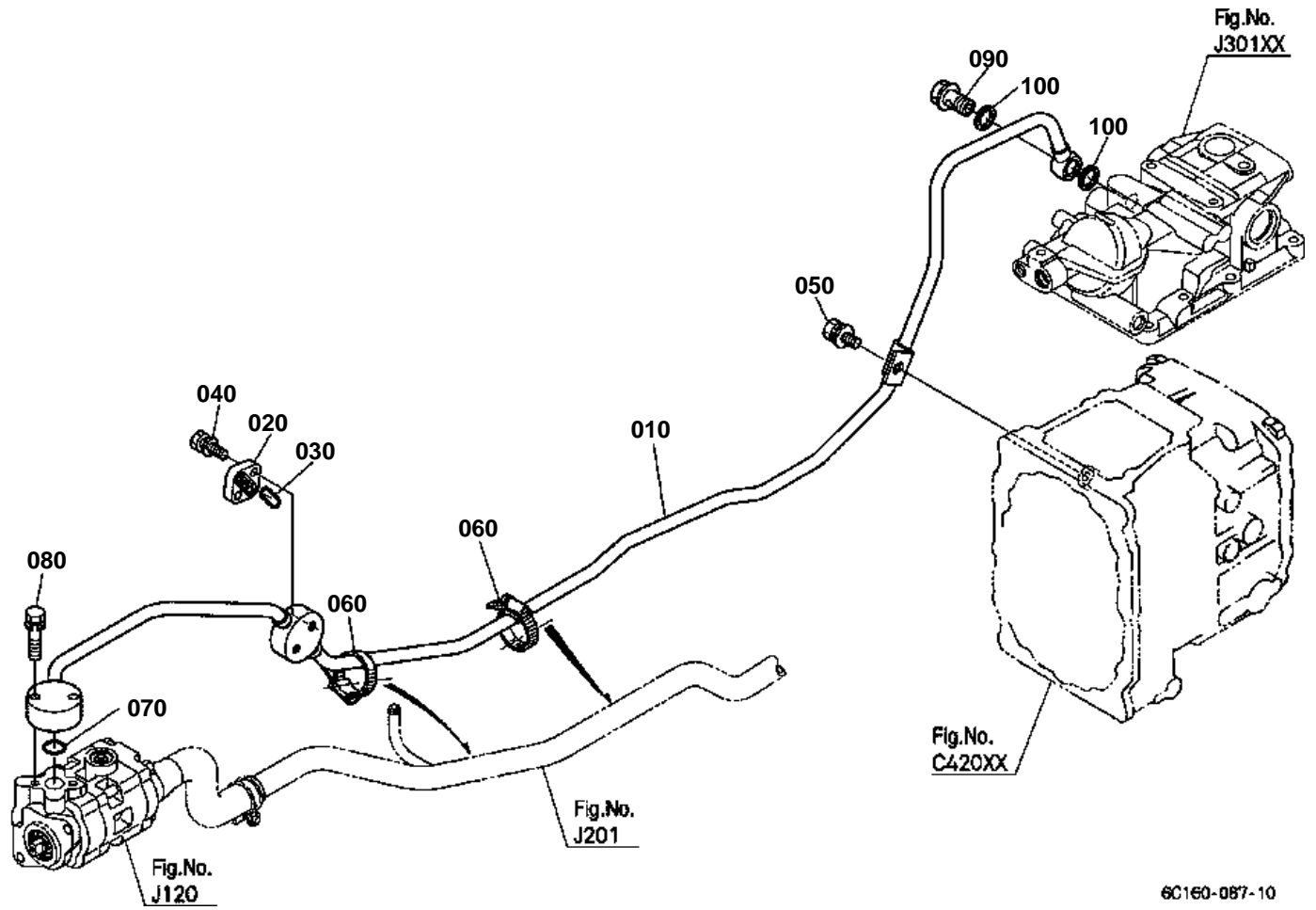


## HYDRAULIC OIL LINE(SUCTION)

↔ Interchangeable; ≠ not interchangeable; ← new for old; → old for new

REF.No	Part No.	Description	Q'ty	S.No.	I/C	REMARKS	Weight (kgf)	Weight (lb)
010	6C140-39112	PIPE SUCTION	1				0.62	1.364
020	04816-00200	O RING	1				0.003	0.0066
030	01123-50818	BOLT	1				0.012	0.0264
040	38240-37780	JOINT SCREW	1				0.03	0.066
050	67955-37710	CARTRIDGE OIL FILTER	1				0.39	0.858
060	6C140-39150	HOSE INLET	1				0.09	0.198
070	67980-58640	CLAMP HOSE	1				0.02	0.044
080	67955-36230	CLAMP	1				0.023	0.0506

HYDRAULIC OIL LINE(DELIVERY)



6C160-087-10



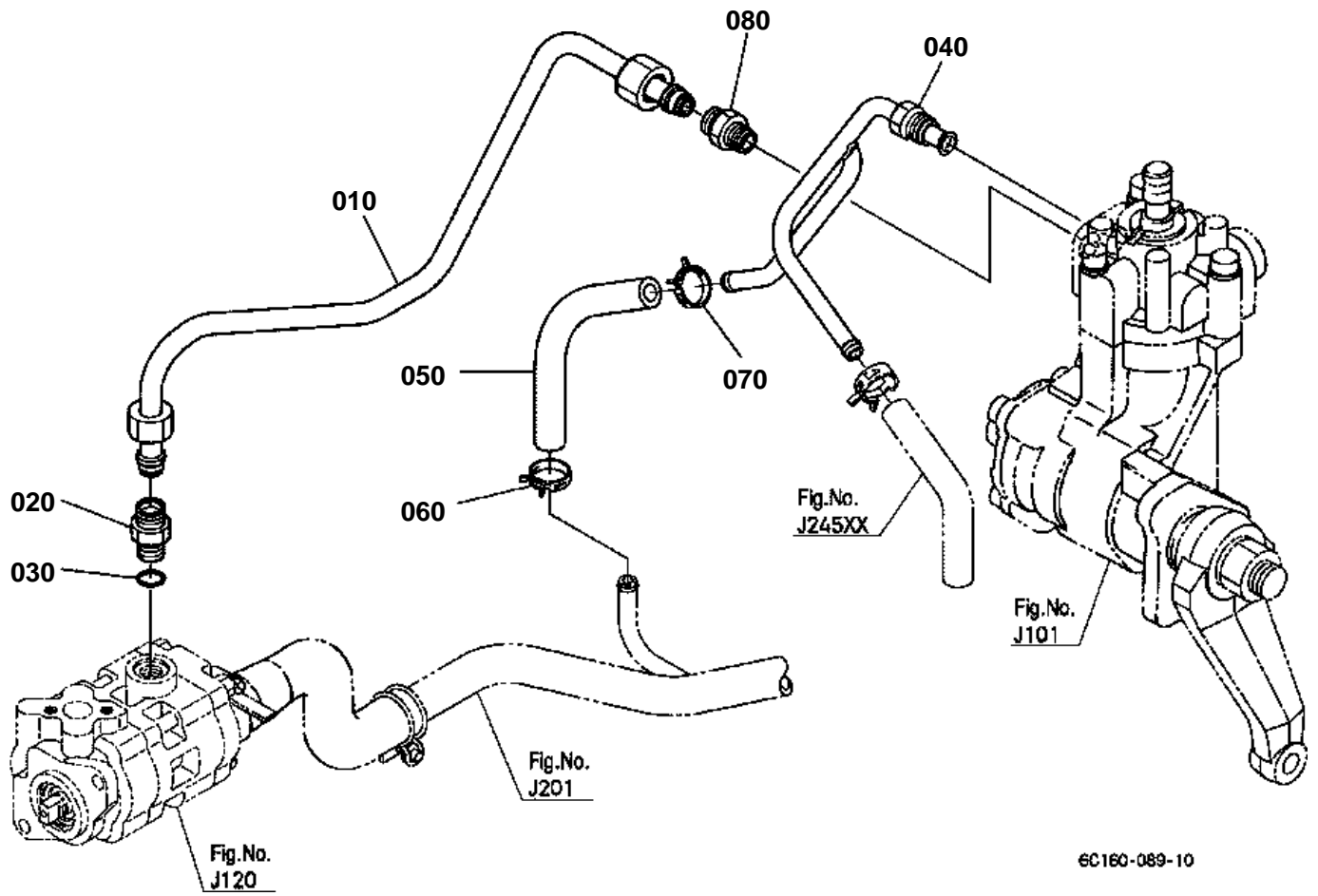


# HYDRAULIC OIL LINE(DELIVERY)

↔ Interchangeable; ≠ not interchangeable; ← new for old; → old for new

REF.No	Part No.	Description	Q'ty	S.No.	I/C	REMARKS	Weight (kgf)	Weight (lb)
010	6C120-39213	PIPE DELIVERY	1				1.05	2.31
020	6C040-36620	CAP	1				0.022	0.0484
030	37410-36630	O RING	1				0.001	0.0022
040	01123-50830	BOLT	2				0.015	0.033
050	01125-50818	BOLT	1				0.015	0.033
060	67955-36230	CLAMP	2				0.023	0.0506
070	04817-00200	O RING	1				0.011	0.0242
080	01123-50840	BOLT	2				0.018	0.0396
090	6A320-39292	BOLT JOINT	1				0.06	0.132
100	67111-37180	GASKET	2				0.003	0.0066

HYDRAULIC OIL LINE(STEERING)



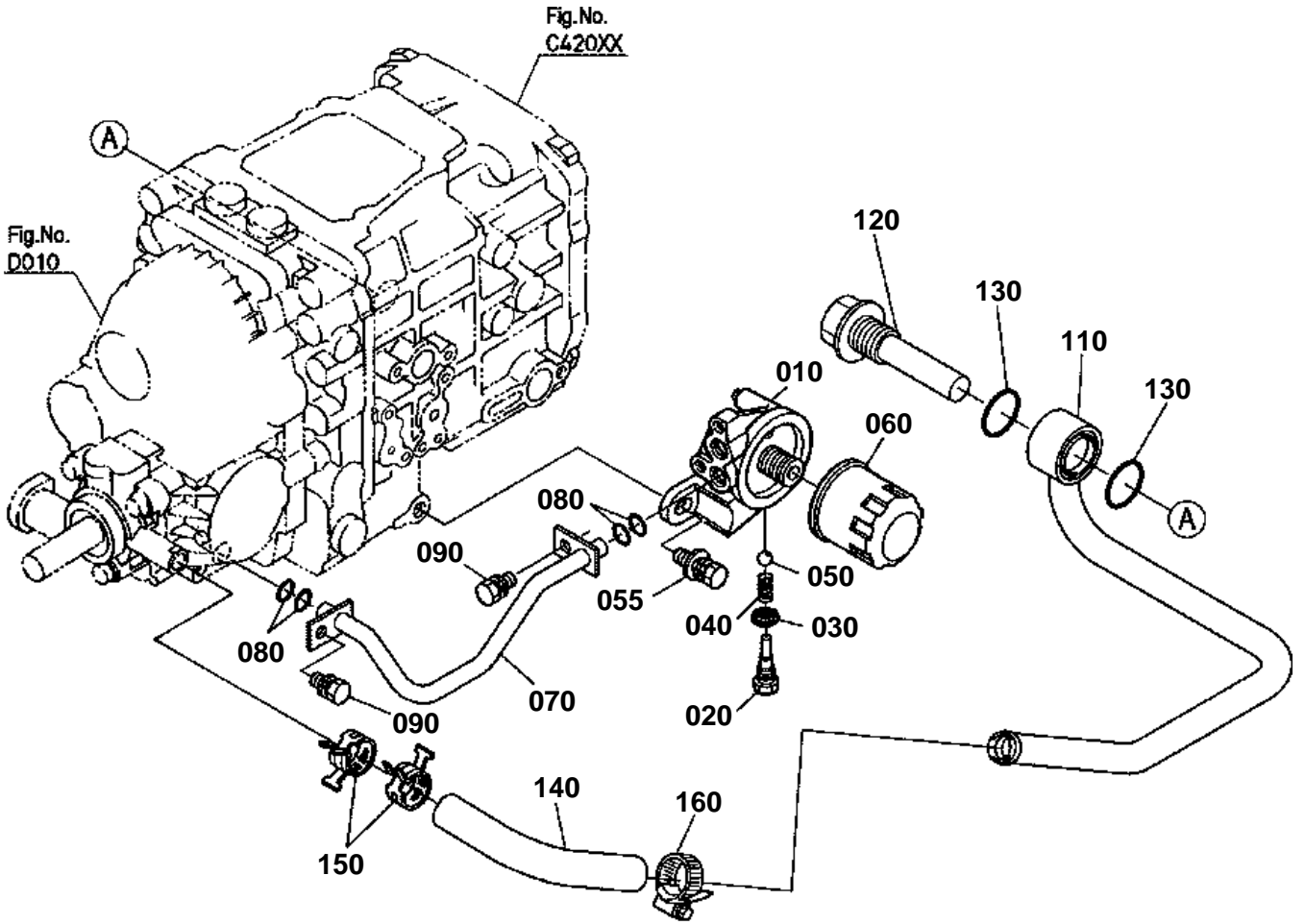


## HYDRAULIC OIL LINE(STEERING)

↔ Interchangeable; ≠ not interchangeable; ← new for old; → old for new

REF.No	Part No.	Description	Q'ty	S.No.	I/C	REMARKS	Weight (kgf)	Weight (lb)
010	6C140-39220	PIPE DELIVERY	1				0.28	0.616
020	06012-51223	JOINT PIPE	1				0.04	0.088
030	04816-00110	O RING	1				0.001	0.0022
040	6C140-39313	PIPE	1				0.1	0.22
050	6C140-39330	HOSE	1				0.032	0.0704
060	6A600-39330	CLAMP HOSE	1				0.006	0.0132
070	6A600-39330	CLAMP HOSE	1				0.006	0.0132
080	6C070-39430	JOINT PIPE	1				0.038	0.0836

HYDRAULIC OIL LINE(HST)



6C120-127-11

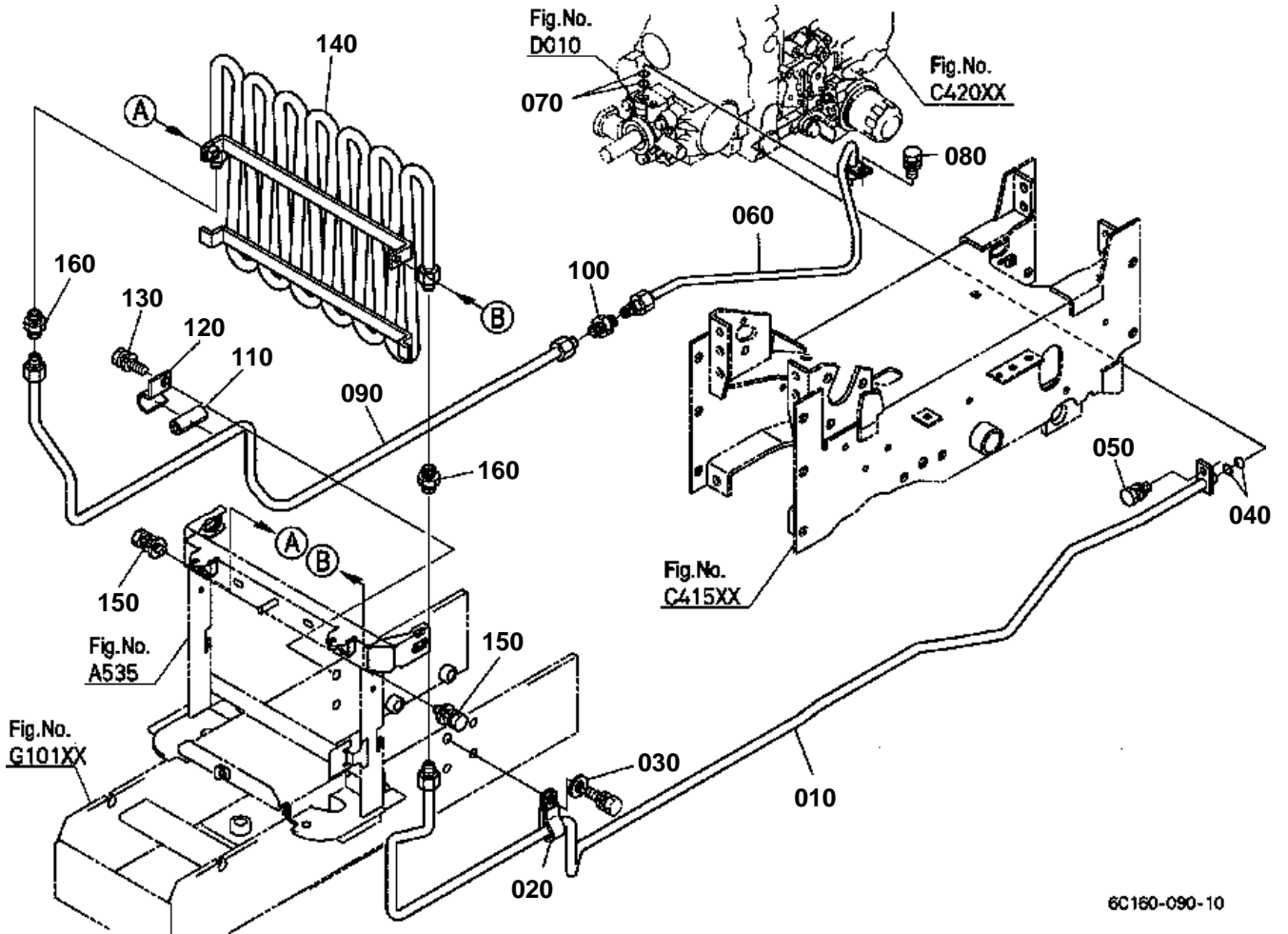


# HYDRAULIC OIL LINE(HST)

↔ Interchangeable; ≠ not interchangeable; ← new for old; → old for new

REF.No	Part No.	Description	Q'ty	S.No.	I/C	REMARKS	Weight (kgf)	Weight (lb)
010	6C050-39333	BRACKET FILTER	1				0.19	0.418
020	6C050-39382	BOLT	1				0.03	0.066
030	04717-01200	WASHER WITH RUBBER	1				0.002	0.0044
040	16851-36950	SPRING	1				0.02	0.044
050	07715-01605	BALL	1				0.003	0.0066
055	01125-51030	BOLT	1				0.03	0.066
060	66021-36060	CARTRIDGE OIL FILTER	1				0.39	0.858
070	6C150-39340	PIPE	1				0.115	0.253
080	04816-00120	O RING	4				0.001	0.0022
090	01123-60816	BOLT	2				0.01	0.022
100	99999-99999	BLANK	0				0	0
110	6C150-39122	PIPE	1				0.45	0.99
120	66021-36390	FILTER OIL	1				0.185	0.407
130	04811-10300	O RING	2				0.001	0.0022
140	32721-39130	HOSE	1				0.049	0.1078
150	32721-39160	CLAMP HOSE	2				0.005	0.011
160	67955-36230	CLAMP	1				0.023	0.0506

HYDRAULIC OIL LINE(OIL COOLER)



6C160-090-10

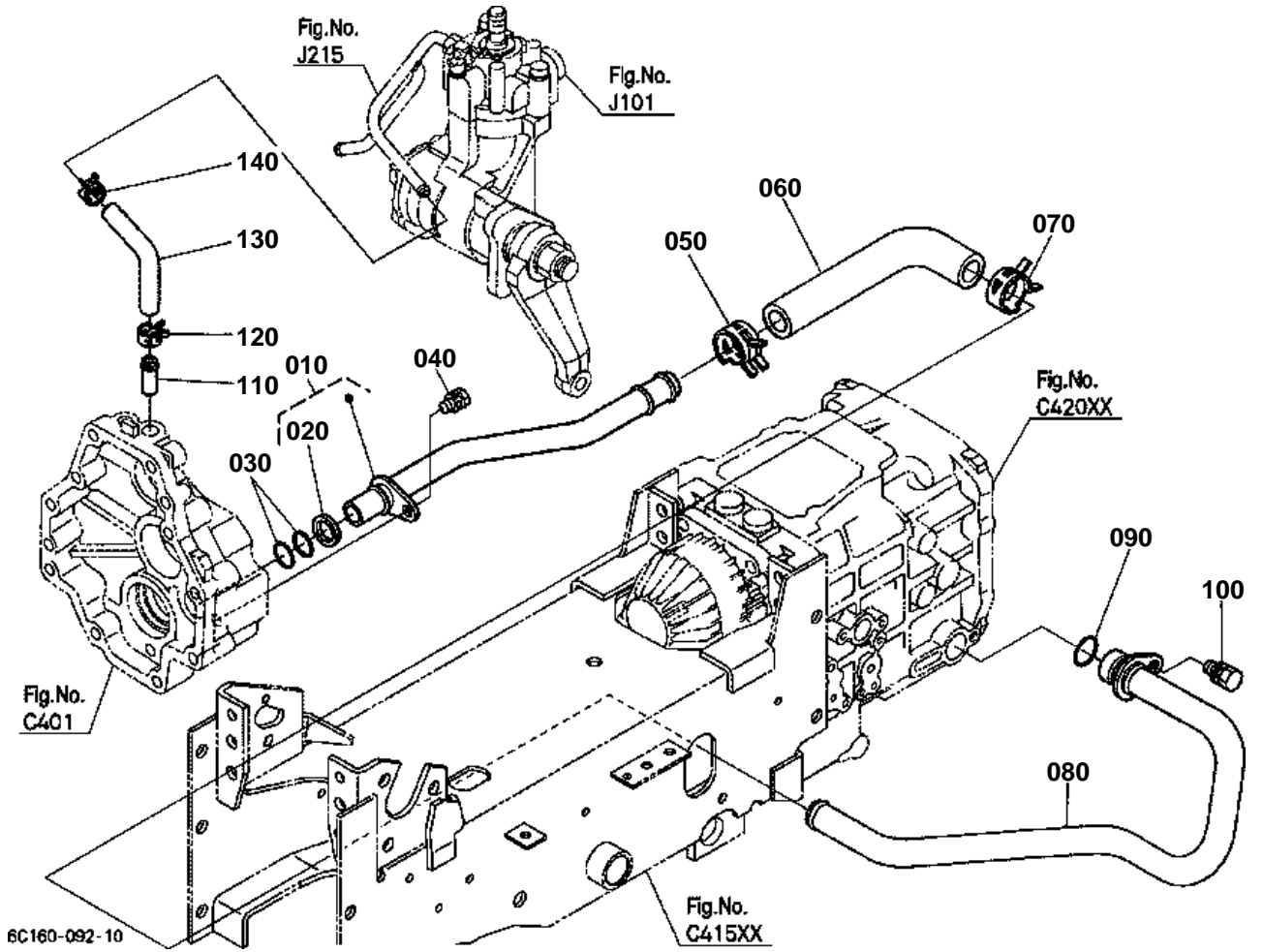


## HYDRAULIC OIL LINE(OIL COOLER)

↔ Interchangeable; ≠ not interchangeable; ← new for old; → old for new

REF.No	Part No.	Description	Q'ty	S.No.	I/C	REMARKS	Weight (kgf)	Weight (lb)
010	6C130-39320	PIPE RETURN	1				0.55	1.21
020	6C050-39410	CLAMP PIPE	1				0.013	0.0286
030	04013-60100	WASHER PLAIN	1				0.003	0.0066
040	04816-00120	O RING	2				0.001	0.0022
050	01123-60816	BOLT	1				0.01	0.022
060	6C150-39350	PIPE	1				0.2	0.44
070	04816-00120	O RING	2				0.001	0.0022
080	01123-60816	BOLT	1				0.01	0.022
090	6C130-39360	PIPE	1				0.37	0.814
100	06013-51203	JOINT PIPE	1				0.035	0.077
110	6C140-39250	CUSHION	1				0.014	0.0308
120	6C140-39240	CLAMP	1				0.065	0.143
130	01135-51030	BOLT	1				0.03	0.066
140	6C130-58710	PIPE COOLER	1				1.76	3.872
150	01125-50818	BOLT	2				0.015	0.033
160	06013-51203	JOINT PIPE	2				0.035	0.077

HYDRAULIC OIL LINE(F/M)





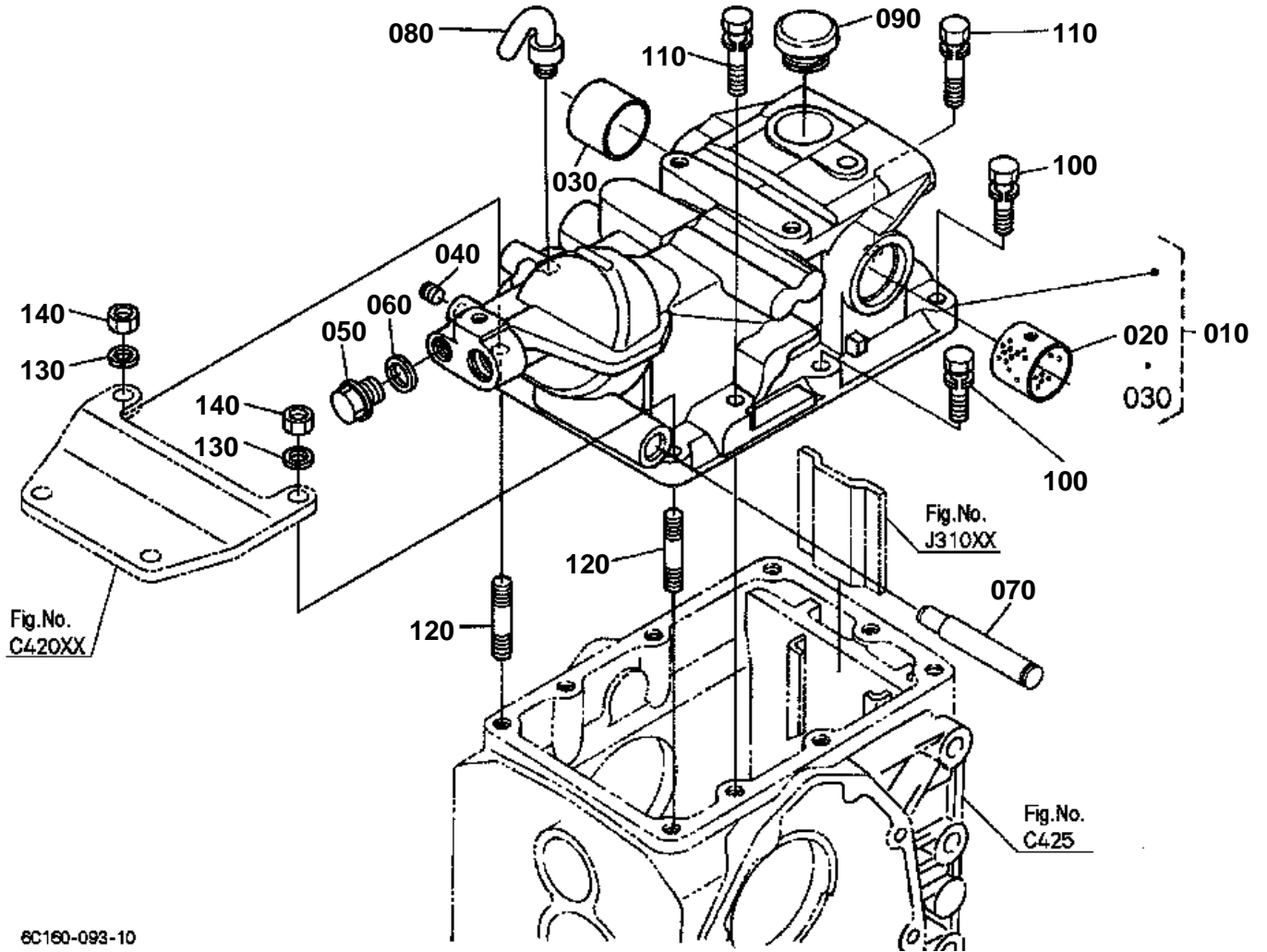


# HYDRAULIC OIL LINE(F/M)

↔ Interchangeable; ≠ not interchangeable; ← new for old; → old for new

REF.No	Part No.	Description	Q'ty	S.No.	I/C	REMARKS	Weight (kgf)	Weight (lb)
010	6C150-13150	PIPE	1				0.13	0.286
020	6C040-13160	RING	1				0.001	0.0022
030	04816-06170	O RING	2				0.005	0.011
040	01133-51018	BOLT	1				0.018	0.0396
050	09318-88230	CLAMP HOSE	1				0.008	0.0176
060	6C070-13190	HOSE HYDRAULIC	1				0.07	0.154
070	09318-88230	CLAMP HOSE	1				0.008	0.0176
080	6C070-13160	PIPE	1				0.27	0.594
090	04816-00200	O RING	1				0.003	0.0066
100	01123-60816	BOLT	1				0.01	0.022
110	6C140-13190	JOINT	1				0.008	0.0176
120	09318-88125	CLAMP HOSE	1				0.001	0.0022
130	6C050-13140	HOSE HYDRAULIC	1				0.013	0.0286
140	09318-88125	CLAMP HOSE	1				0.001	0.0022

HYDRAULIC CYLINDER



6C160-093-10

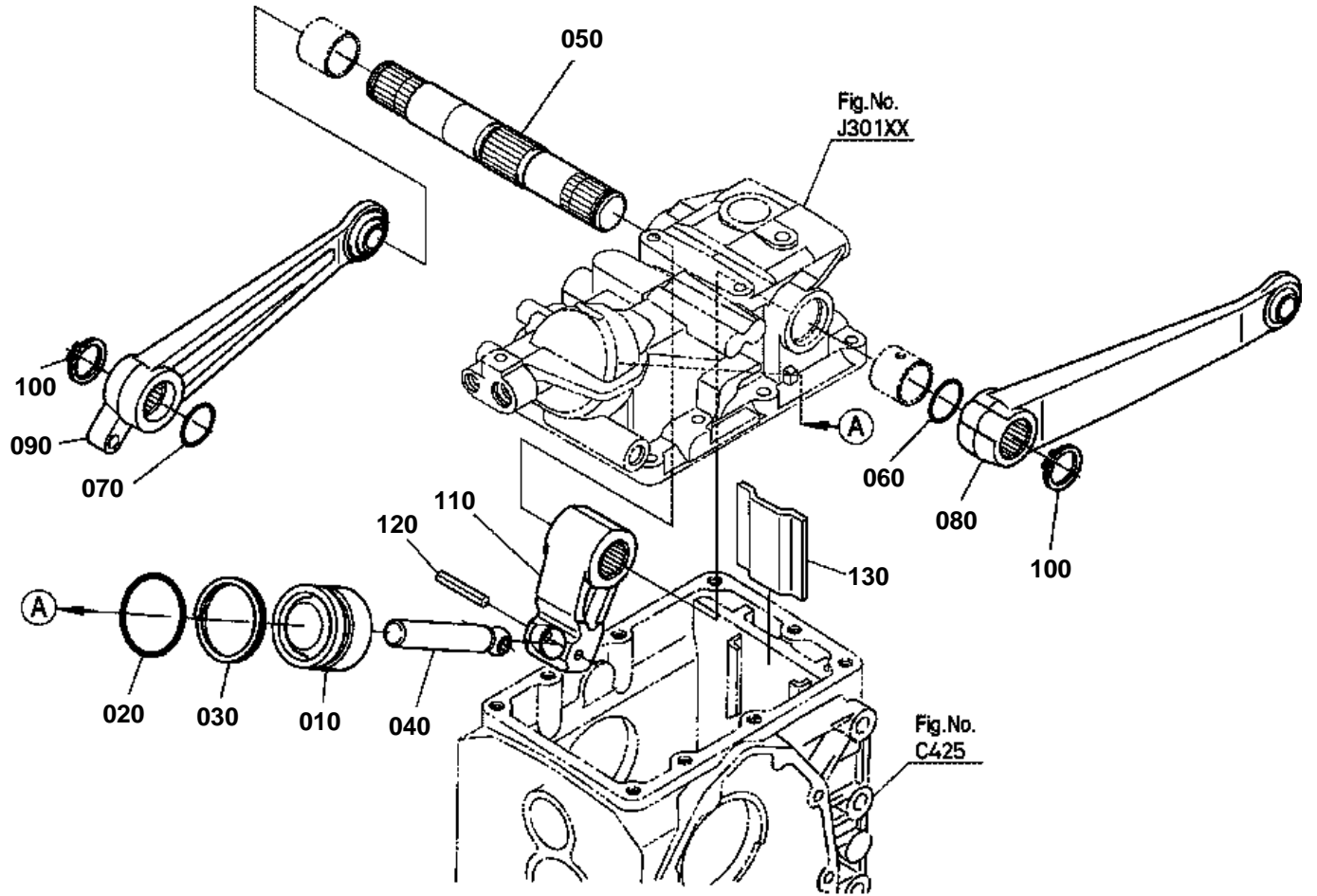


# HYDRAULIC CYLINDER

↔ Interchangeable; ≠ not interchangeable; ← new for old; → old for new

REF.No	Part No.	Description	Q'ty	S.No.	I/C	REMARKS	Weight (kgf)	Weight (lb)
010	6C190-36030	ASSY CASE CYLINDER	1				0	0
020	6A320-36490	BUSH	1				0.036	0.0792
030	6A320-36470	BUSH	1				0.048	0.1056
040	32701-36150	PLUG	1				0.005	0.011
050	37150-36730	PLUG	1				0.03	0.066
060	37150-36720	GASKET	1				0.01	0.022
070	6C120-42670	SHAFT FULCRUM	1				0.22	0.484
080	6A100-36410	BREATHER	1				0.006	0.0132
090	6A100-36420	PLUG OIL FILLER	1				0.018	0.0396
100	01123-51035	BOLT	5				0.025	0.055
110	01123-51045	BOLT	2				0.032	0.0704
120	01555-51035	STUD	2				0.029	0.0638
130	04512-60100	WASHER SPRING	2				0.002	0.0044
140	02118-50100	NUT	2				0.005	0.011

HYDRAULIC PISTON/LIFT ARM



6C160-085-10

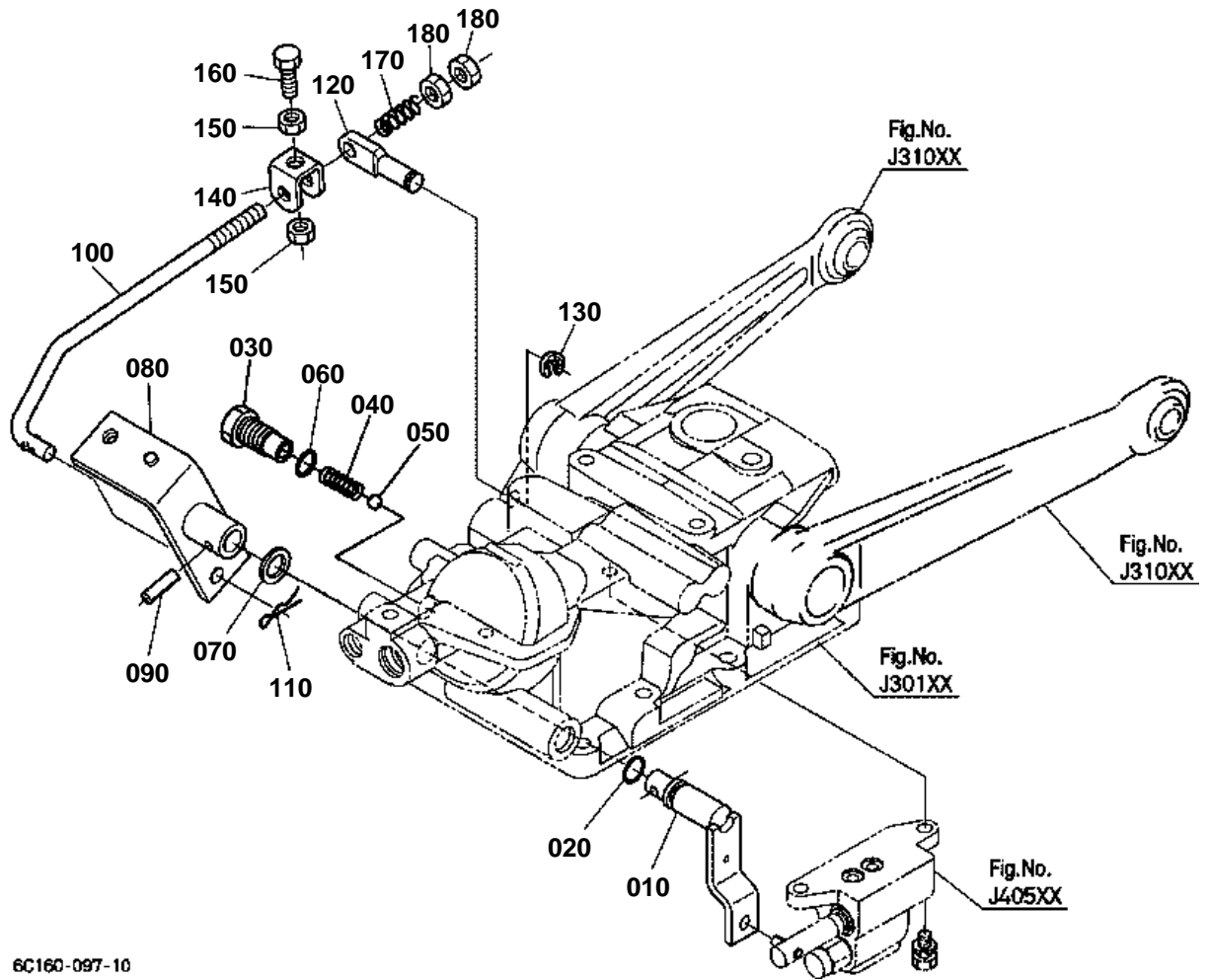


# HYDRAULIC PISTON/LIFT ARM

↔ Interchangeable; ≠ not interchangeable; ← new for old; → old for new

REF.No	Part No.	Description	Q'ty	S.No.	I/C	REMARKS	Weight (kgf)	Weight (lb)
010	6A320-36410	PISTON HYD.	1				0.61	1.342
020	04810-00550	O RING	1				0.008	0.0176
030	68773-21560	RING BACK UP	1				0.005	0.011
040	6A320-36430	ROD HYD.PISTON	1				0.35	0.77
050	6C120-36580	SHAFT HYD.ARM	1				1.29	2.838
060	04816-00300	O RING	1				0.001	0.0022
070	04816-00320	O RING	1				0.003	0.0066
080	6C120-36510	ARM LIFT LH	1				1.66	3.652
090	6C120-36520	ARM LIFT RH	1				1.6	3.52
100	04612-00300	CIR CLIP EXTERNAL	2				0.003	0.0066
110	6A320-36453	ARM HYDRAULIC	1				0.85	1.87
120	05411-00640	PIN SPRING	1				0.006	0.0132
130	6C040-36750	STOPPER	1				0.222	0.4884

# FEED BACK LEVER



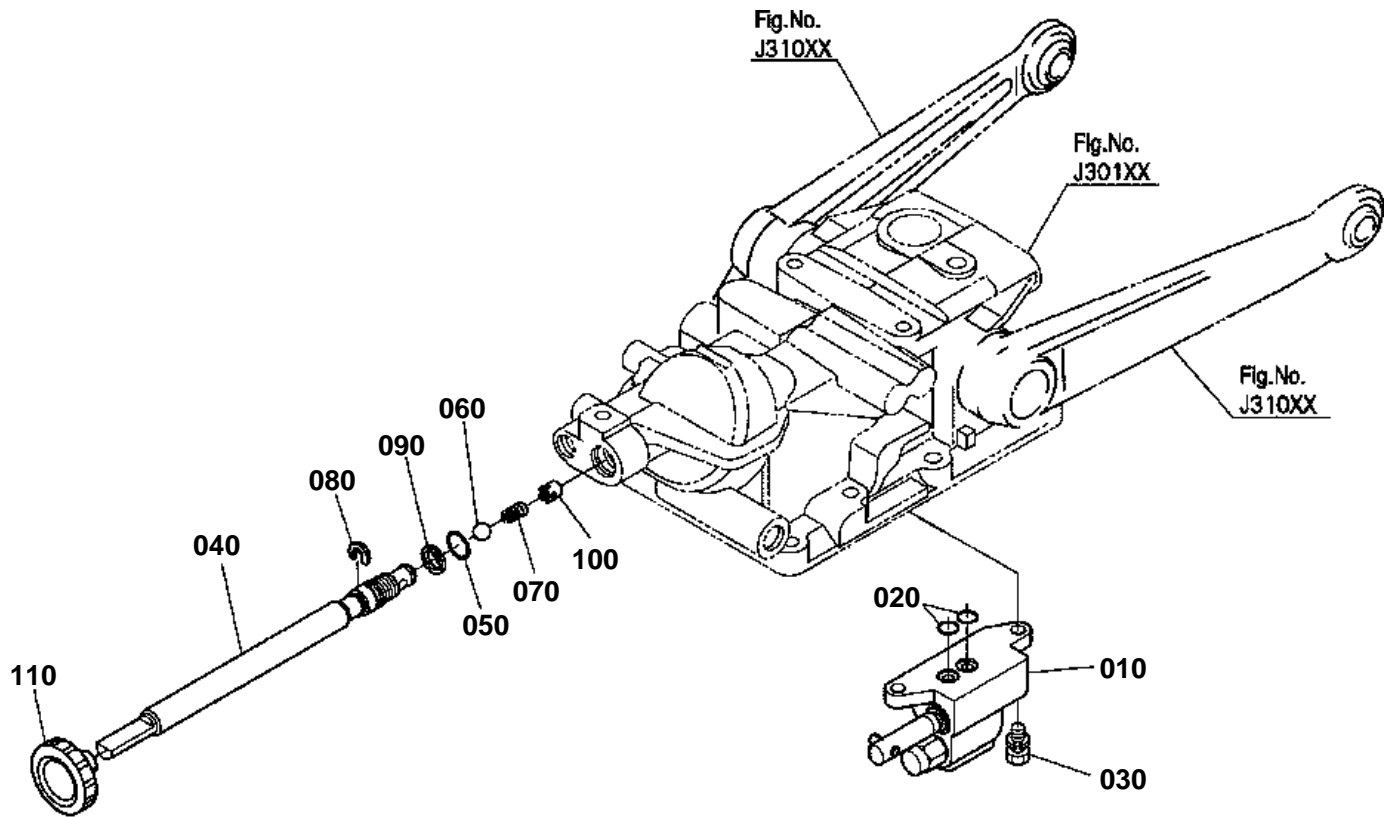


## FEED BACK LEVER

↔ Interchangeable; ≠ not interchangeable; ← new for old; → old for new

REF.No	Part No.	Description	Q'ty	S.No.	I/C	REMARKS	Weight (kgf)	Weight (lb)
010	6C060-36934	SHAFT CONTROL LEVER	1				0.1	0.22
020	04816-00110	O RING	1				0.001	0.0022
030	6C090-36060	PLUG	1				0.045	0.099
040	K3511-36080	SPRING	1				0.005	0.011
050	07715-01605	BALL	1				0.003	0.0066
060	04816-00140	O RING	1				0.002	0.0044
070	6C060-36820	COLLAR ARM HYD.	1				0.001	0.0022
080	6C060-36270	ARM CONTROL LEVER	1				0.23	0.506
090	05411-00525	PIN SPRING	1				0.002	0.0044
100	6C090-36233	ROD FEED BACK	1				0.08	0.176
110	05525-50800	PIN SNAP	1				0.001	0.0022
120	6C090-36220	PIN FEED BACK	1				0.03	0.066
130	04613-50080	CIR CLIP EXTERNAL	1				0.001	0.0022
140	66611-36320	INTERLOCKER	1				0.022	0.0484
150	02112-50080	NUT	2				0.003	0.0066
160	01153-50822	BOLT	1				0.011	0.0242
170	68001-63250	SPRING	1				0.005	0.011
180	6C090-36460	NUT	2				0.006	0.0132

CONTROL VALVE



6C160-099-10



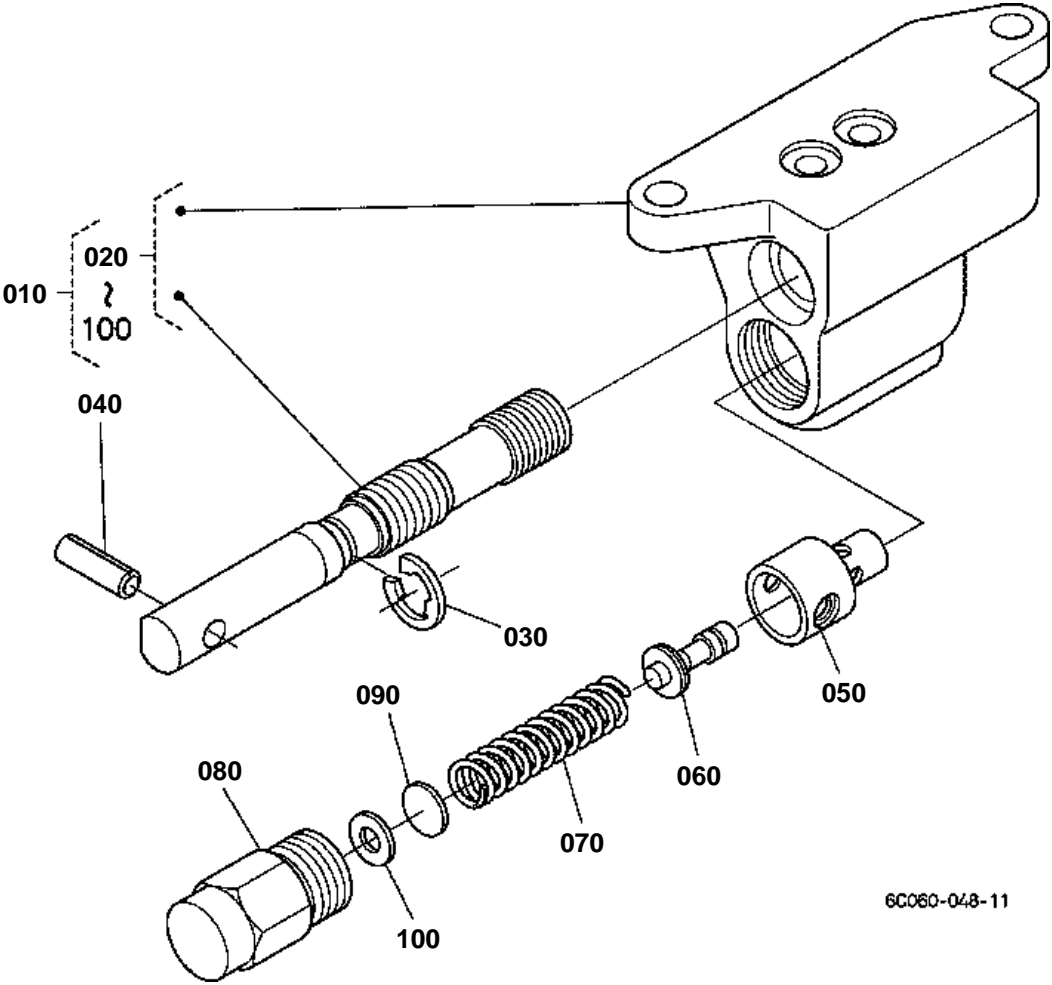


## CONTROL VALVE

↔ Interchangeable; ≠ not interchangeable; ← new for old; → old for new

REF.No	Part No.	Description	Q'ty	S.No.	I/C	REMARKS	Weight (kgf)	Weight (lb)
010	YW176-00100	ASSY VALVE CONTROL	1				0.9	1.98
020	04817-00100	O RING	2				0.001	0.0022
030	01123-50825	BOLT	2				0.013	0.0286
040	6C120-37220	SHAFT HYD.ADJUST	1				0.17	0.374
050	04817-00100	O RING	1				0.001	0.0022
060	07715-03209	BALL	1				0.002	0.0044
070	6A600-93650	SPRING	1				0.001	0.0022
080	6A320-37410	STOPPER	1				0.002	0.0044
090	04611-00190	CIR CLIP INTERNAL	1				0.001	0.0022
100	6A600-36270	COLLAR	1				0.002	0.0044
110	37410-36643	GRIP	1				0.03	0.066

CONTROL VALVE [COMPONENT PARTS]



6C060-048-11

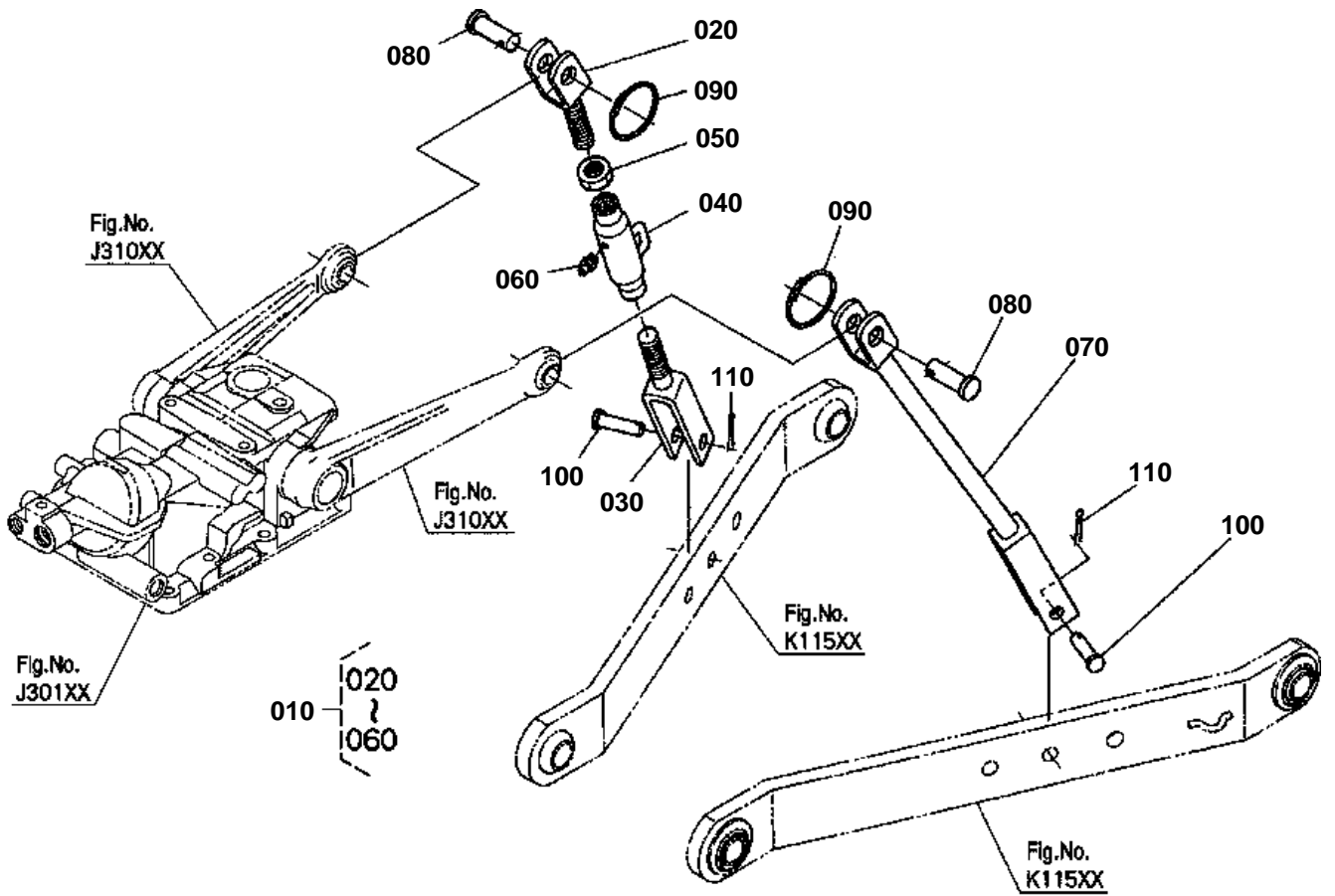


# CONTROL VALVE [COMPONENT PARTS]

↔ Interchangeable; ≠ not interchangeable; ← new for old; → old for new

REF.No	Part No.	Description	Q'ty	S.No.	I/C	REMARKS	Weight (kgf)	Weight (lb)
010	YW176-00100	ASSY VALVE CONTROL	1				0.9	1.98
020	YW176-50100	ASSY BODY-SPOOL	1				0.79	1.738
030	04613-50090	CIR CLIP EXTERNAL	1				0.001	0.0022
040	05411-00620	PIN SPRING	1				0.002	0.0044
050	31351-37930	SEAT RELIEF VALVE	1				0.02	0.044
060	31351-37940	POPPET	1				0.005	0.011
070	31351-37920	SPRING RELIEF	1				0.02	0.044
080	YW176-00310	PLUG	1				0.05	0.11
090	31351-37970	SHIM	2			0.1mm	0.001	0.0022
090	31351-37960	SHIM	2			0.2mm	0.001	0.0022
090	31351-37950	SHIM	2			0.4mm	0.001	0.0022
100	04013-60050	WASHER PLAIN	2				0.001	0.0022

3-POINT LINKAGE 2(LIFT ROD)



6C160-102-10

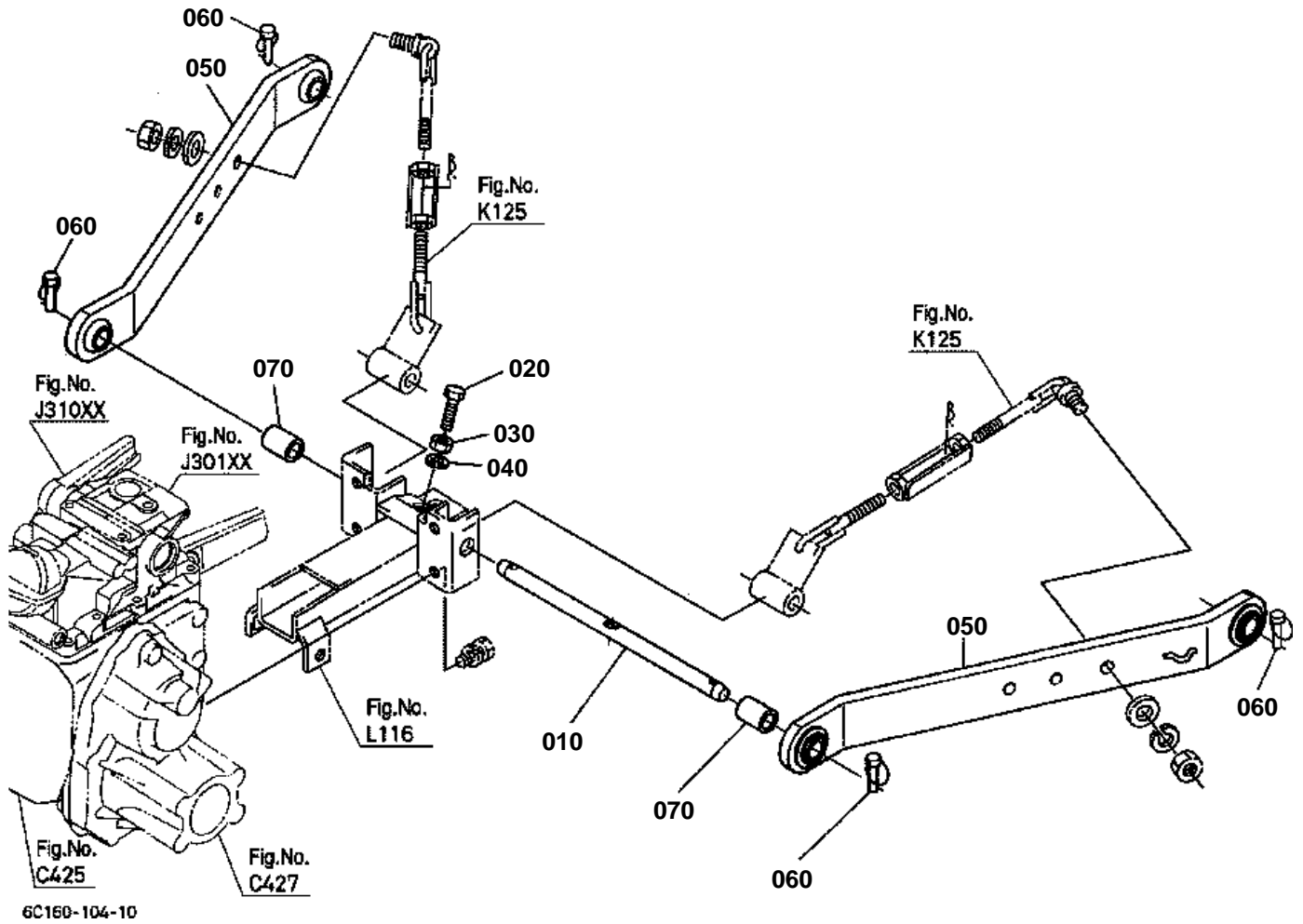


### 3-POINT LINKAGE 2(LIFT ROD)

↔ Interchangeable; ≠ not interchangeable; ← new for old; → old for new

REF.No	Part No.	Description	Q'ty	S.No.	I/C	REMARKS	Weight (kgf)	Weight (lb)
010	6C140-65200	ASSY ROD LIFT RH	1				1.45	3.19
020	6C040-65230	ROD LIFT UPPER RH	1				0.36	0.792
030	6C140-65240	ROD LIFT LOWER RH	1				0.62	1.364
040	6C070-65250	ROD LIFT MIDDLE	1				0.45	0.99
050	02172-50180	NUT	1				0.021	0.0462
060	06613-10675	NIPPLE GREASE	1				0.003	0.0066
070	6C140-65270	ROD LIFT LH	1				1.2	2.64
080	05122-51645	PIN JOINT	2				0.075	0.165
090	67156-34340	RING SNAP	2				0.01	0.022
100	05122-51240	PIN JOINT	2				0.039	0.0858
110	05511-50425	PIN SPLIT	2				0.003	0.0066

LOWER LINK



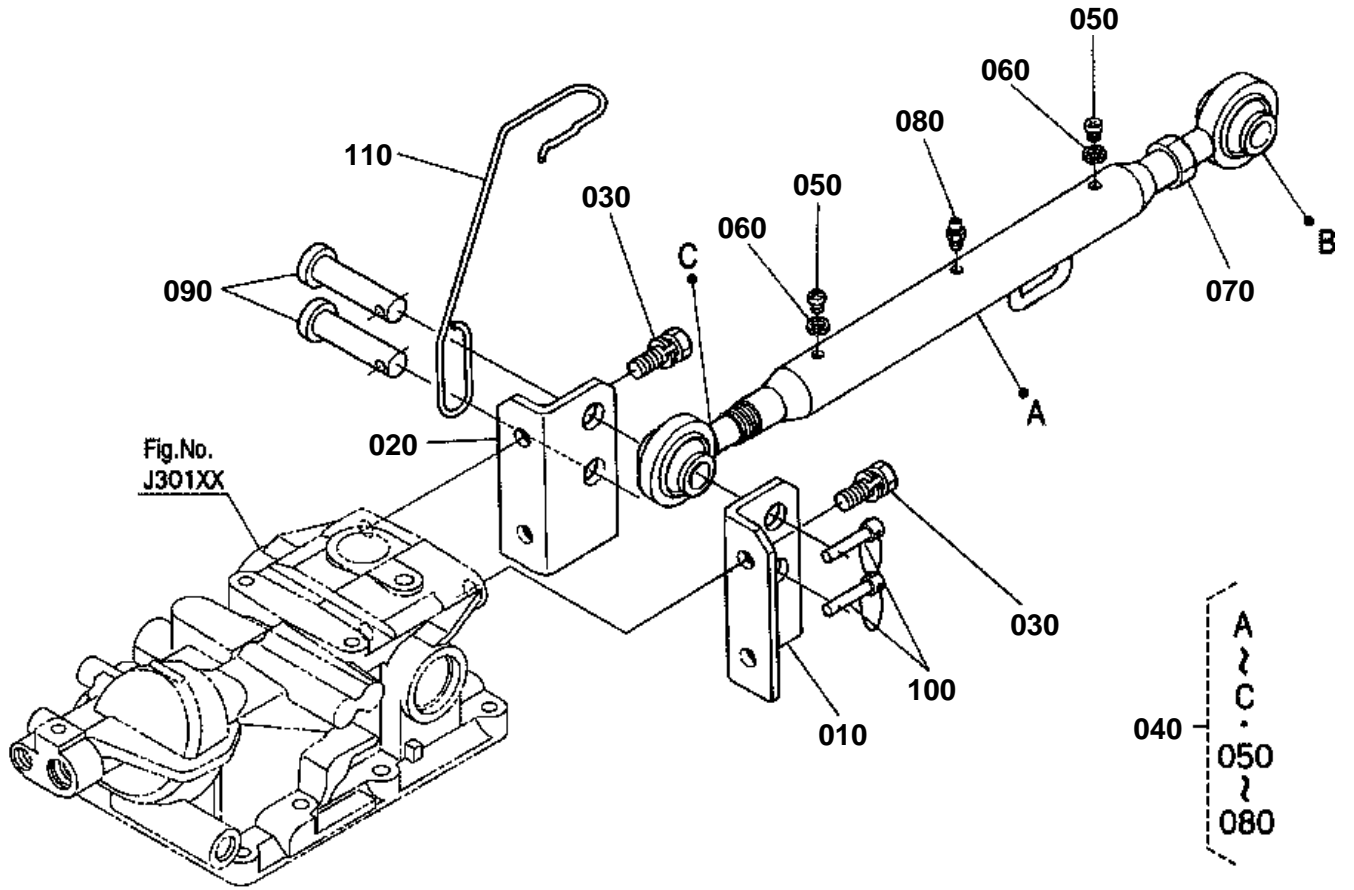


## LOWER LINK

↔ Interchangeable; ≠ not interchangeable; ← new for old; → old for new

REF.No	Part No.	Description	Q'ty	S.No.	I/C	REMARKS	Weight (kgf)	Weight (lb)
010	6C040-66010	PIN LOWER LINK	1				1.14	2.508
020	6C040-65120	BOLT	1				0.02	0.044
030	02018-50100	NUT	1				0.011	0.0242
040	04512-60100	WASHER SPRING	1				0.002	0.0044
050	6C040-65210	COMP.LINK LOWER	2				5.28	11.616
060	34150-37640	PIN SET	4				0.06	0.132
070	66204-65350	SPACER	2				0.12	0.264

3-POINT LINKAGE 1(TOP LINK)



6C160-105-10



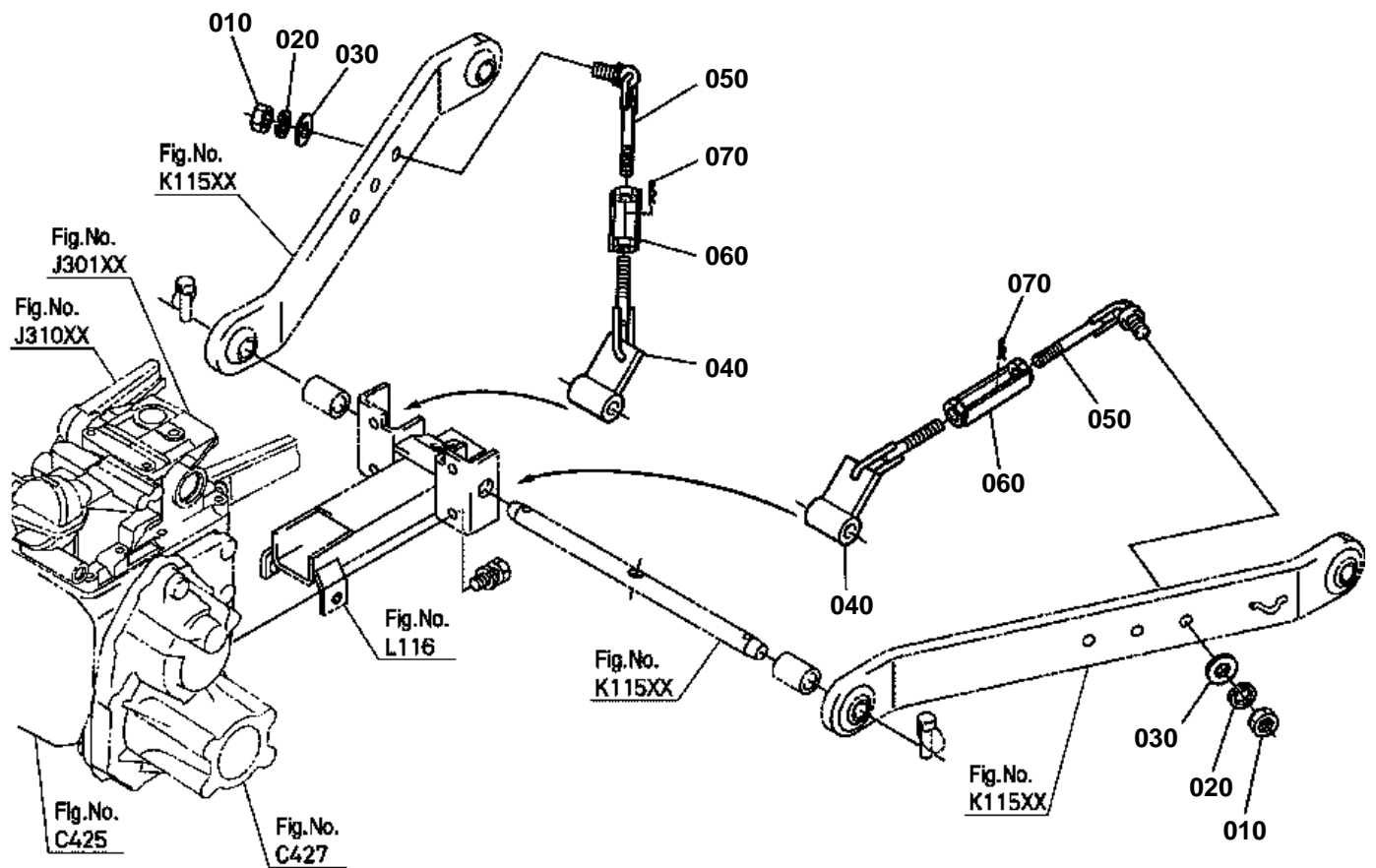


### 3-POINT LINKAGE 1(TOP LINK)

↔ Interchangeable; ≠ not interchangeable; ← new for old; → old for new

REF.No	Part No.	Description	Q'ty	S.No.	I/C	REMARKS	Weight (kgf)	Weight (lb)
010	6C040-65190	BRACKET TOP LINK LH	1				0.65	1.43
020	6C040-65160	BRACKET TOP LINK RH	1				0.65	1.43
030	01123-51230	BOLT	4				0.04	0.088
040	6C070-65400	ASSY LINK TOP	1				2.12	4.664
050	03014-50606	SCREW PAN-HEAD	2				0.027	0.0594
060	04512-60060	WASHER SPRING	2				0.001	0.0022
070	02152-50200	NUT	1				0.032	0.0704
080	06613-10675	NIPPLE GREASE	1				0.003	0.0066
090	31150-71360	PIN JOINT	2				0.166	0.3652
100	34150-37640	PIN SET	2				0.06	0.132
110	6C060-65450	HOLDER TOP LINK	1				0.1	0.22

# CHECK CHAIN



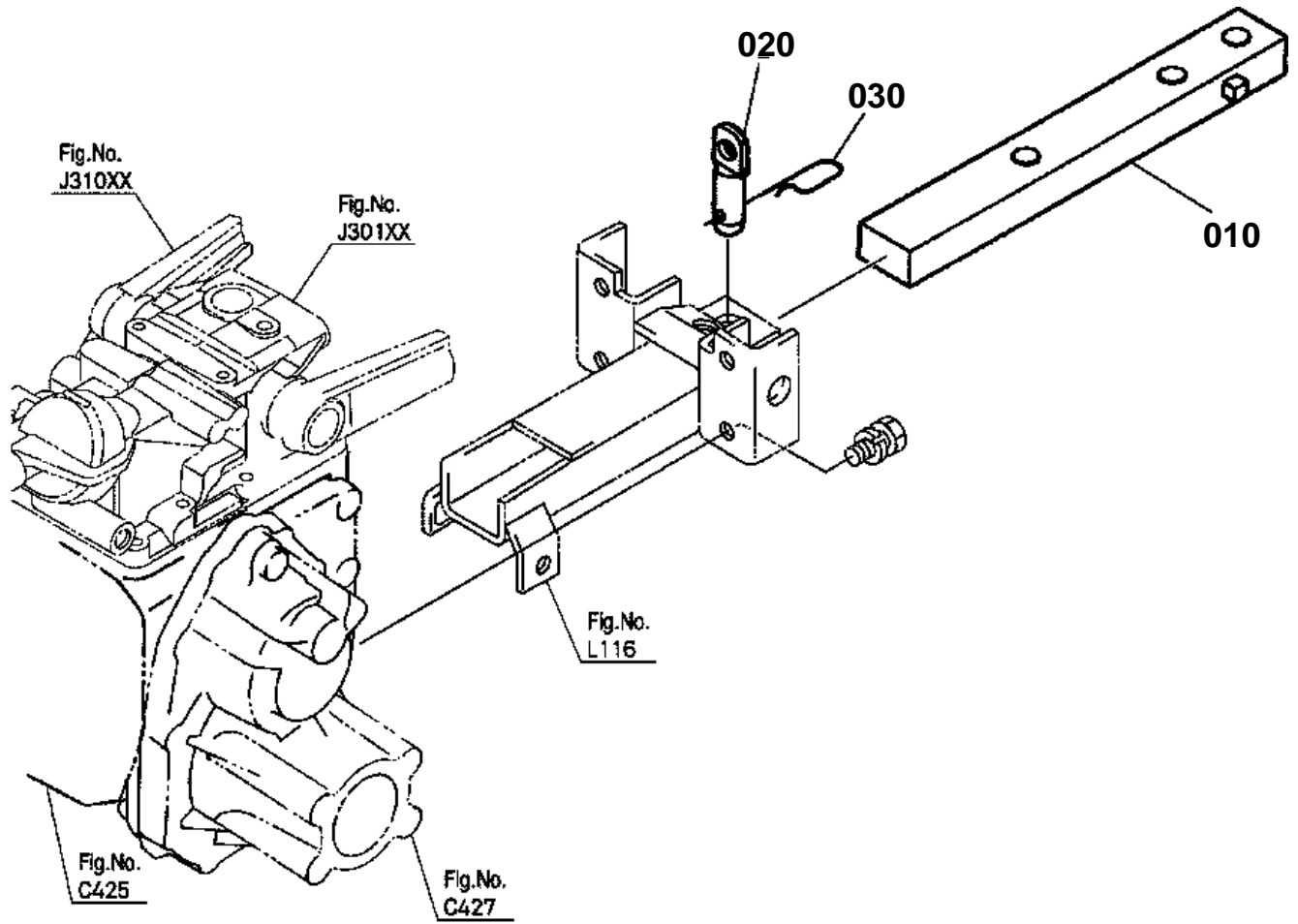
6C160-107-10



## CHECK CHAIN

↔ Interchangeable; ≠ not interchangeable; ← new for old; → old for new

REF.No	Part No.	Description	Q'ty	S.No.	I/C	REMARKS	Weight (kgf)	Weight (lb)
010	02174-50160	NUT	2				0.022	0.0484
020	04512-60160	WASHER SPRING	2				0.01	0.022
030	04015-60160	WASHER PLAIN	2				0.058	0.1276
040	6C040-65294	BRACKET CHECK CHAIN	2				0.54	1.188
050	6C040-65323	BOLT TURNBUCKLE	2				0.35	0.77
060	6C040-65390	TURNBUCKLE	2				0.2	0.44
070	05515-61200	PIN SNAP	2				0.005	0.011



6C160-108-10

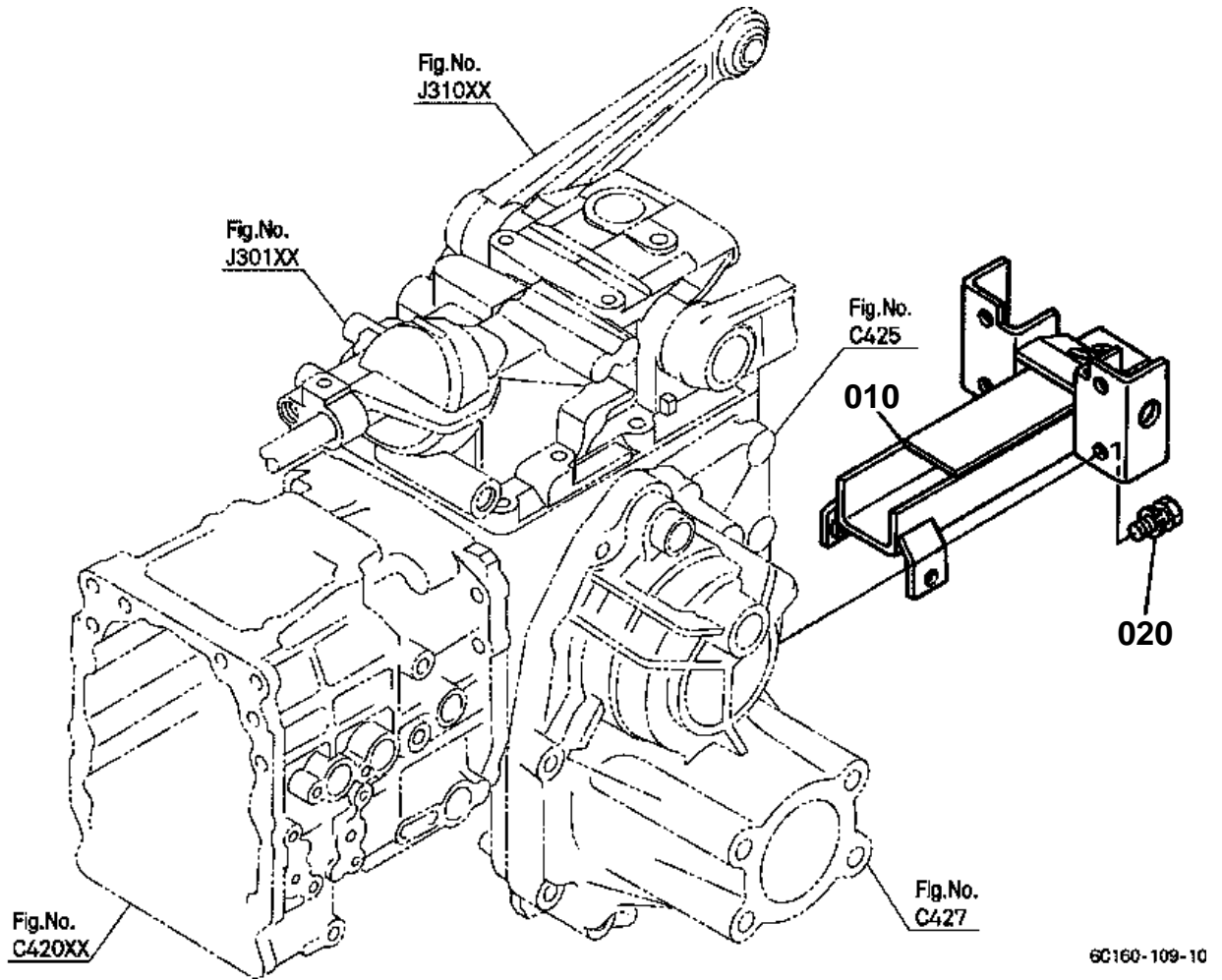


# DRAWBAR

↔ Interchangeable; ≠ not interchangeable; ← new for old; → old for new

REF.No	Part No.	Description	Q'ty	S.No.	I/C	REMARKS	Weight (kgf)	Weight (lb)
010	6C040-67110	DRAWBAR	1				4.56	10.032
020	6C040-65610	PIN HITCH	1				0.18	0.396
030	31150-29730	PIN SPRING	1				0.044	0.0968

REAR HITCH

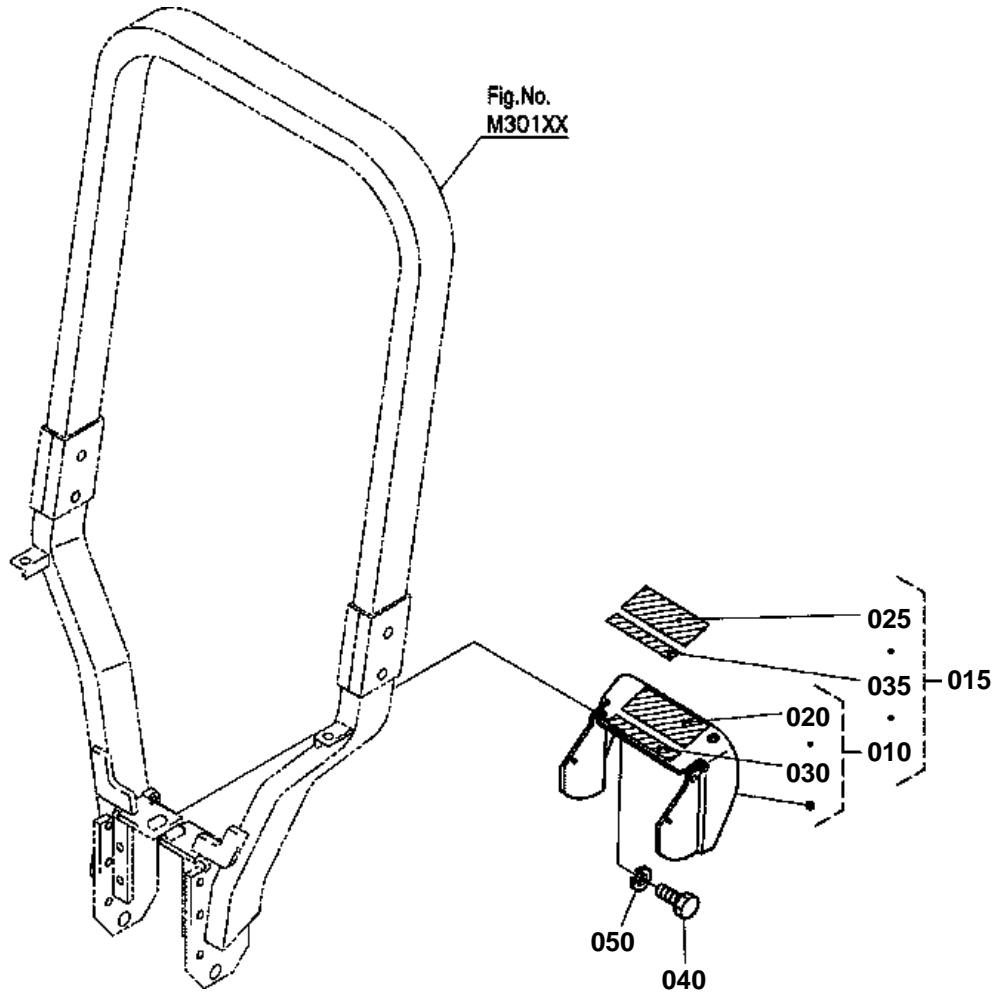




## REAR HITCH

↔ Interchangeable; ≠ not interchangeable; ← new for old; → old for new

REF.No	Part No.	Description	Q'ty	S.No.	I/C	REMARKS	Weight (kgf)	Weight (lb)
010	6C040-65604	COMP.HITCH	1				3.35	7.37
020	01123-51230	BOLT	4				0.04	0.088



6C160-110-10

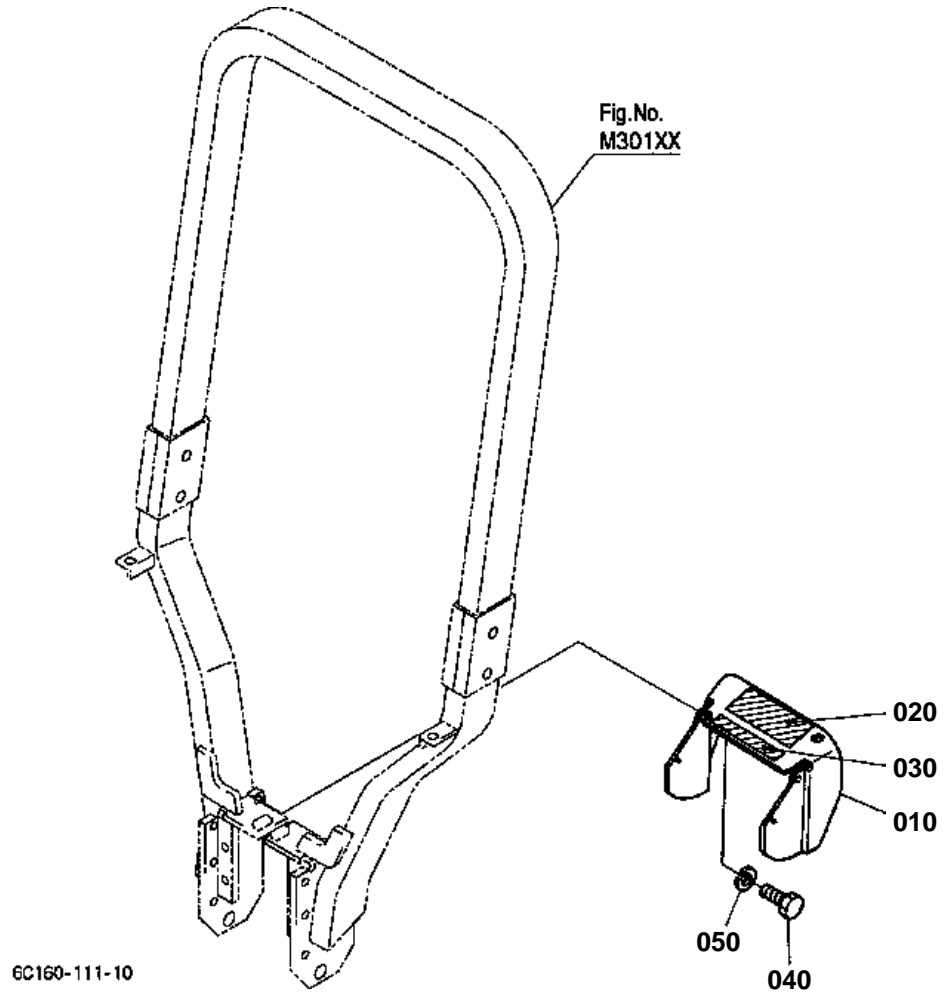




# PTO PROTECTOR [A] [CA]

↔ Interchangeable; ≠ not interchangeable; ← new for old; → old for new

REF.No	Part No.	Description	Q'ty	S.No.	I/C	REMARKS	Weight (kgf)	Weight (lb)
010	6C140-72100	KIT COVER PTO (A)	1			ENGLISH	1.36	2.992
015	6C140-72000	KIT COVER PTO (B)	1			FRENCH	1.38	3.036
020	TA040-49590	LABEL PTO WARNING	1			ENGLISH	0.002	0.0044
025	TA041-49590	LABEL PTO WARNING	1			FRENCH	0.001	0.0022
030	6C140-47440	LABEL DRAWBAR	1			ENGLISH	0.001	0.0022
035	6C141-47440	LABEL DRAWBAR	1			FRENCH	0.001	0.0022
040	01153-50820	BOLT	2				0.012	0.0264
050	04512-60080	WASHER SPRING	2				0.002	0.0044



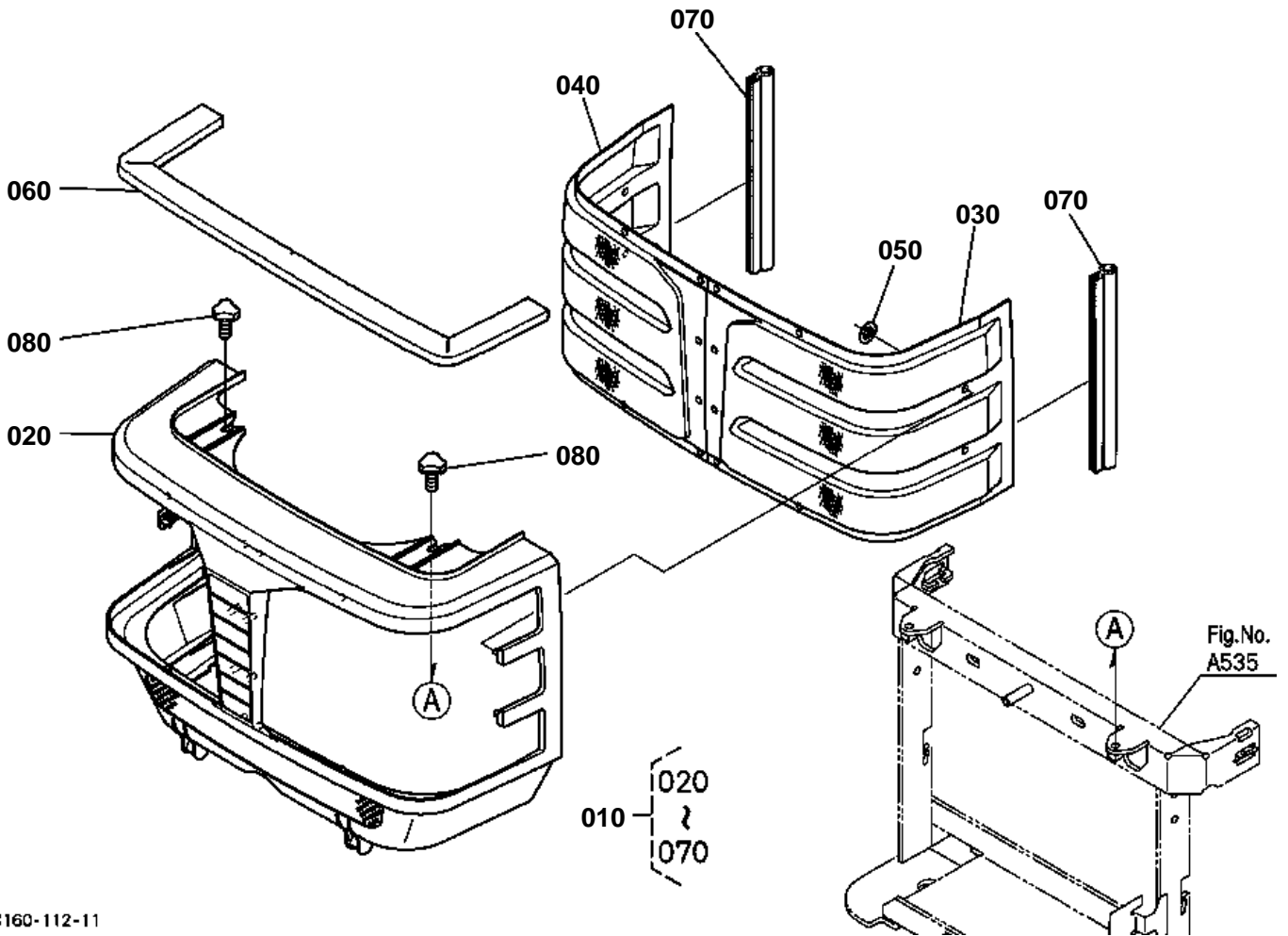


PTO PROTECTOR [AU] [NZ]

↔ Interchangeable; ≠ not interchangeable; ← new for old; → old for new

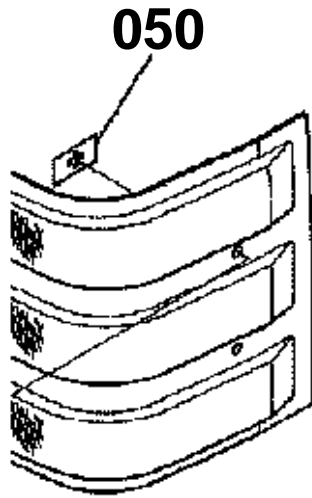
REF.No	Part No.	Description	Q'ty	S.No.	I/C	REMARKS	Weight (kgf)	Weight (lb)
010	6C140-72150	COVER PTO	1				1.3	2.86
020	TA040-49590	LABEL PTO WARNING	1				0.002	0.0044
030	6C140-47440	LABEL DRAWBAR	1				0.001	0.0022
040	01153-50820	BOLT	2				0.012	0.0264
050	04512-60080	WASHER SPRING	2				0.002	0.0044

FRONT GRILLE [A] [CA]



6C160-112-11

# OLD PARTS



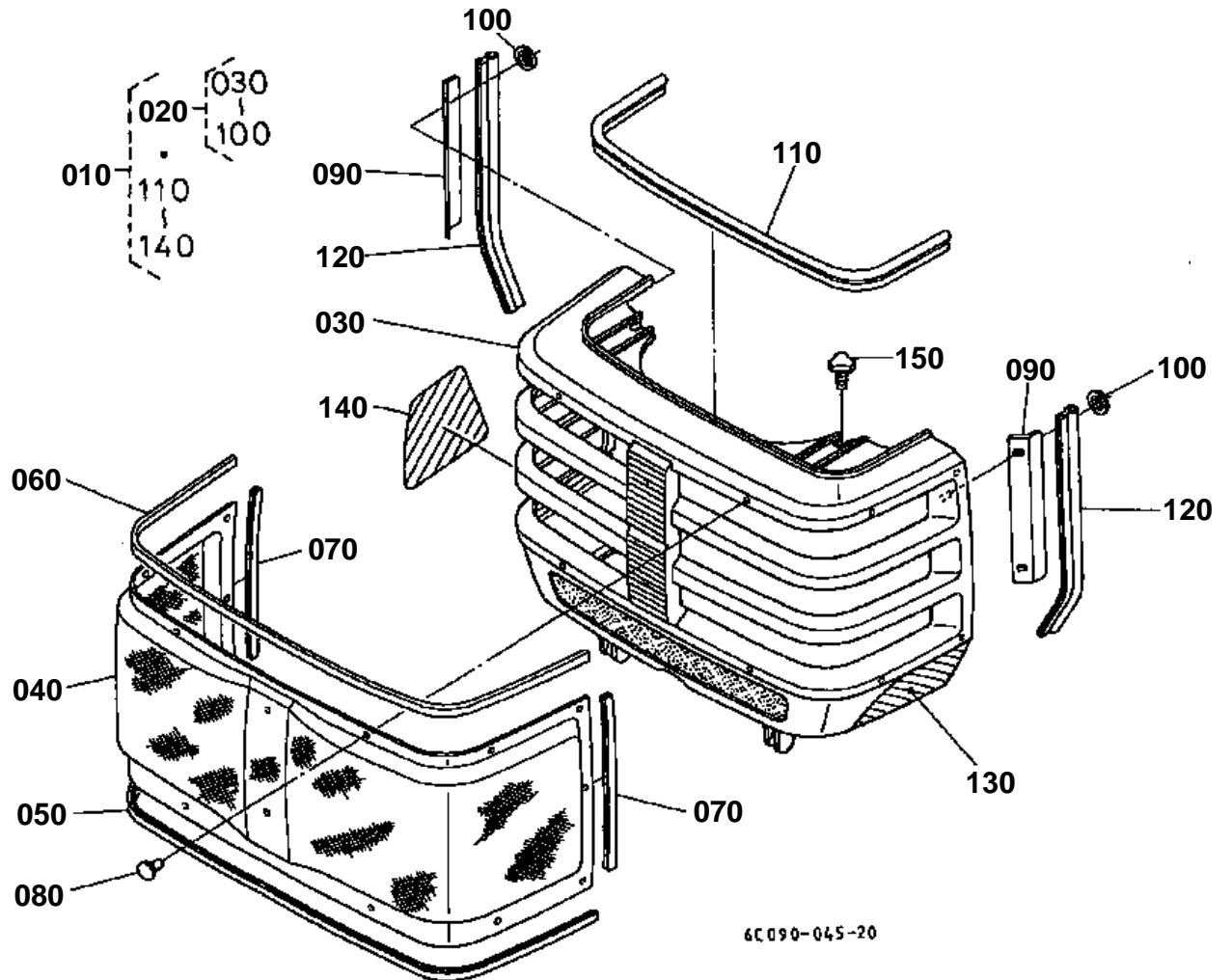
6C190-800-10

**FRONT GRILLE [A] [CA]**

↔ Interchangeable; ≠ not interchangeable; ← new for old; → old for new

REF.No	Part No.	Description	Q'ty	S.No.	I/C	REMARKS	Weight (kgf)	Weight (lb)
010	6C190-54400	COMP.COVER FRONT	1				1.9	4.18
020	6C190-54410	COVER FRONT	1				1.3	2.86
030	6C190-54420	NET FRONT SKIRT LH	1				0.23	0.506
040	6C190-54430	NET FRONT SKIRT RH	1				0.23	0.506
050	55611-44190	NUT	16				0.004	0.0088
050	52300-26250	NUT	16		↔		0.001	0.0022
060	6C090-54140	SPONGE	1				0.02	0.044
070	6C090-51512	SEAL RUBBER	2				0.03	0.066
080	37410-52610	SCREW KNOB	2				0.015	0.033

FRONT GRILLE [AU] [NZ]



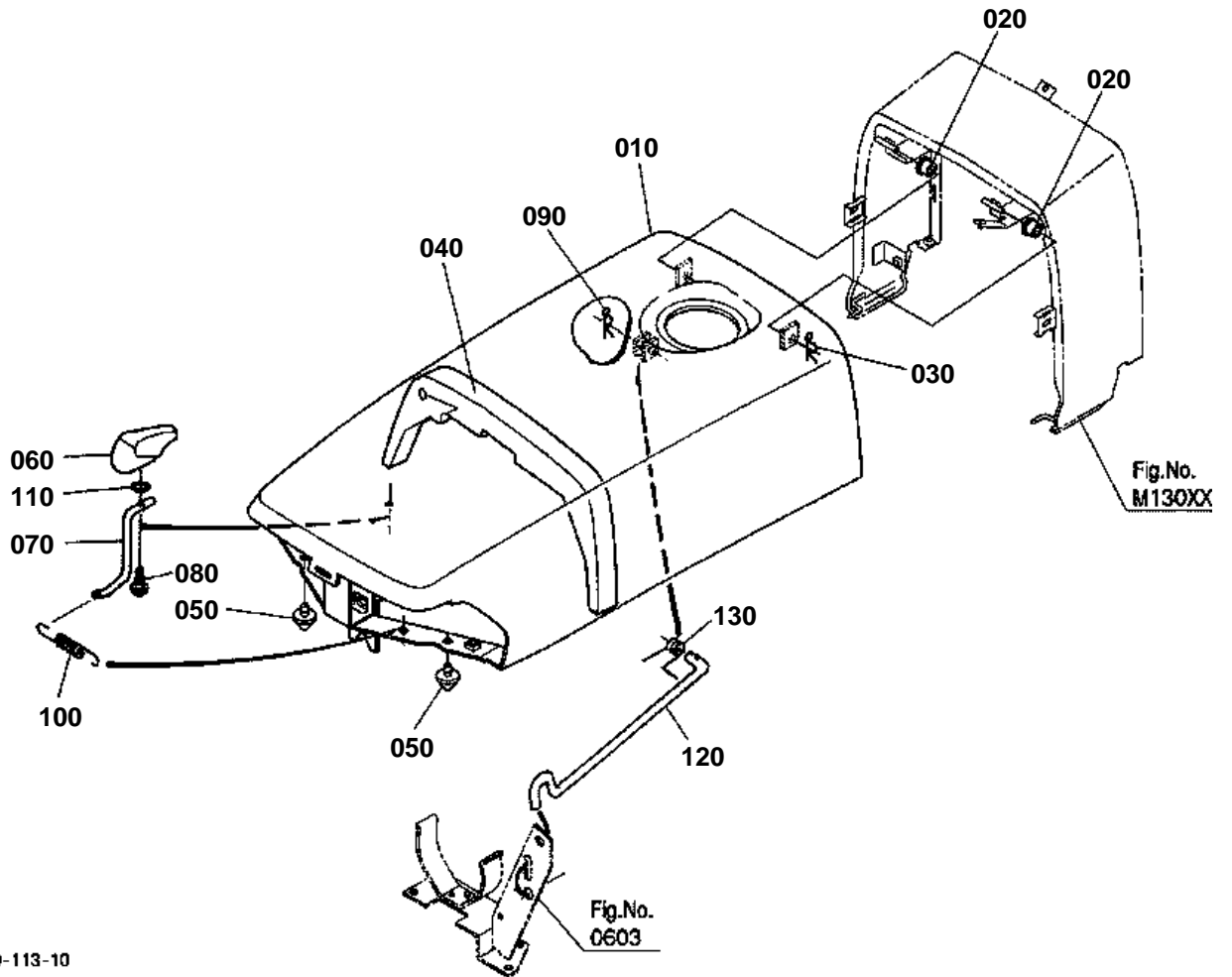
**FRONT GRILLE [AU] [NZ]**

↔ Interchangeable; ≠ not interchangeable; ← new for old; → old for new

REF.No	Part No.	Description	Q'ty	S.No.	I/C	REMARKS	Weight (kgf)	Weight (lb)
010	6C125-54402	COMP.COVER FRONT	1				1.14	2.508
020	6C125-54600	COMP.NET FRONT	1				1.06	2.332
030	6A325-54415	COVER FRONT	1				0.62	1.364
040	6C095-54430	NET	1				0.29	0.638
050	6C095-54630	CUSHION	1				0.04	0.088
060	6C095-54640	CUSHION	1				0.043	0.0946
070	6C095-54650	CUSHION	1				0.012	0.0264
080	6C045-54660	RIVET	1				0.001	0.0022
090	6C095-54620	STAY	1				0.02	0.044
100	6C040-54540	NUT	1				0.001	0.0022
110	6C090-54140	SPONGE	1				0.02	0.044
120	76611-53150	TRIM SHUTTER PLATE	1				0.04	0.088
130	6C090-47350	MARK	1				0.002	0.0044
140	6C090-47360	MARK	1				0.002	0.0044
150	37410-52610	SCREW KNOB	1				0.015	0.033



BONNET



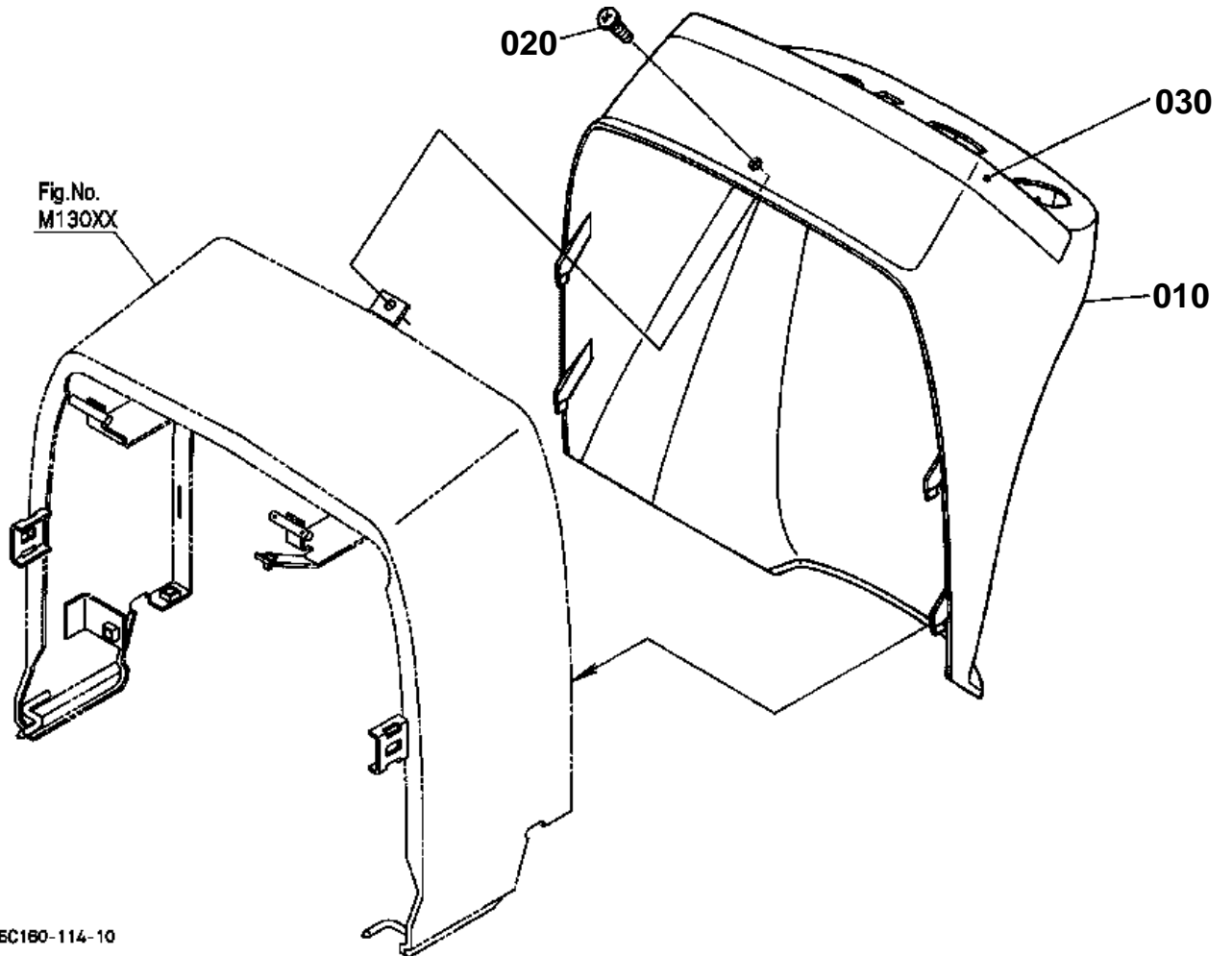
6C160-113-10

**BONNET**

↔ Interchangeable; ≠ not interchangeable; ← new for old; → old for new

REF.No	Part No.	Description	Q'ty	S.No.	I/C	REMARKS	Weight (kgf)	Weight (lb)
010	6A320-54010	COMP.BONNET	1				4.26	9.372
020	6A100-54190	BUSH	2				0.001	0.0022
030	05525-50800	PIN SNAP	1				0.001	0.0022
040	6A320-54463	CUSHION	1				0.08	0.176
050	6C090-54162	CUSHION	2				0.013	0.0286
060	6C040-54260	HANDLE MASCOT	1				0.028	0.0616
070	6C090-54270	LEVER HANDLE	1				0.09	0.198
080	03614-50416	SCREW TAPPING	1				0.002	0.0044
090	05525-50800	PIN SNAP	1				0.001	0.0022
100	6C040-54150	SPRING	1				0.006	0.0132
110	04811-10080	O RING	1				0.001	0.0022
120	6C120-54250	ROD BONNET	1				0.11	0.242
130	6C090-54510	SPRING	1				0.007	0.0154

PANEL COVER



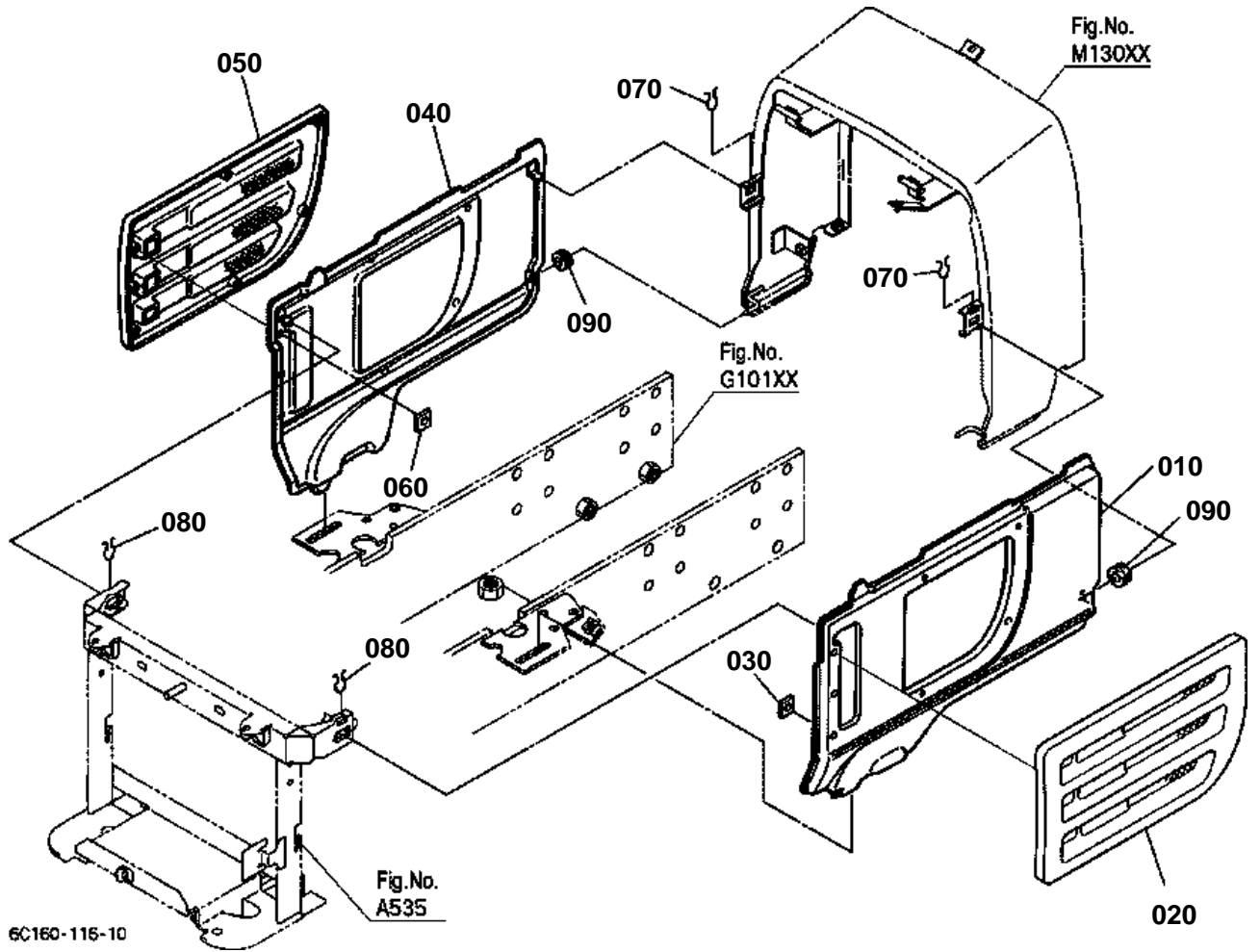


PANEL COVER

↔ Interchangeable; ≠ not interchangeable; ← new for old; → old for new

REF.No	Part No.	Description	Q'ty	S.No.	I/C	REMARKS	Weight (kgf)	Weight (lb)
010	6C140-53510	COVER PANEL	1				4.25	9.35
020	37410-61720	SCREW	1				0.001	0.0022
030	6C140-53520	COVER FRAME	1				0.13	0.286

SIDE COVER

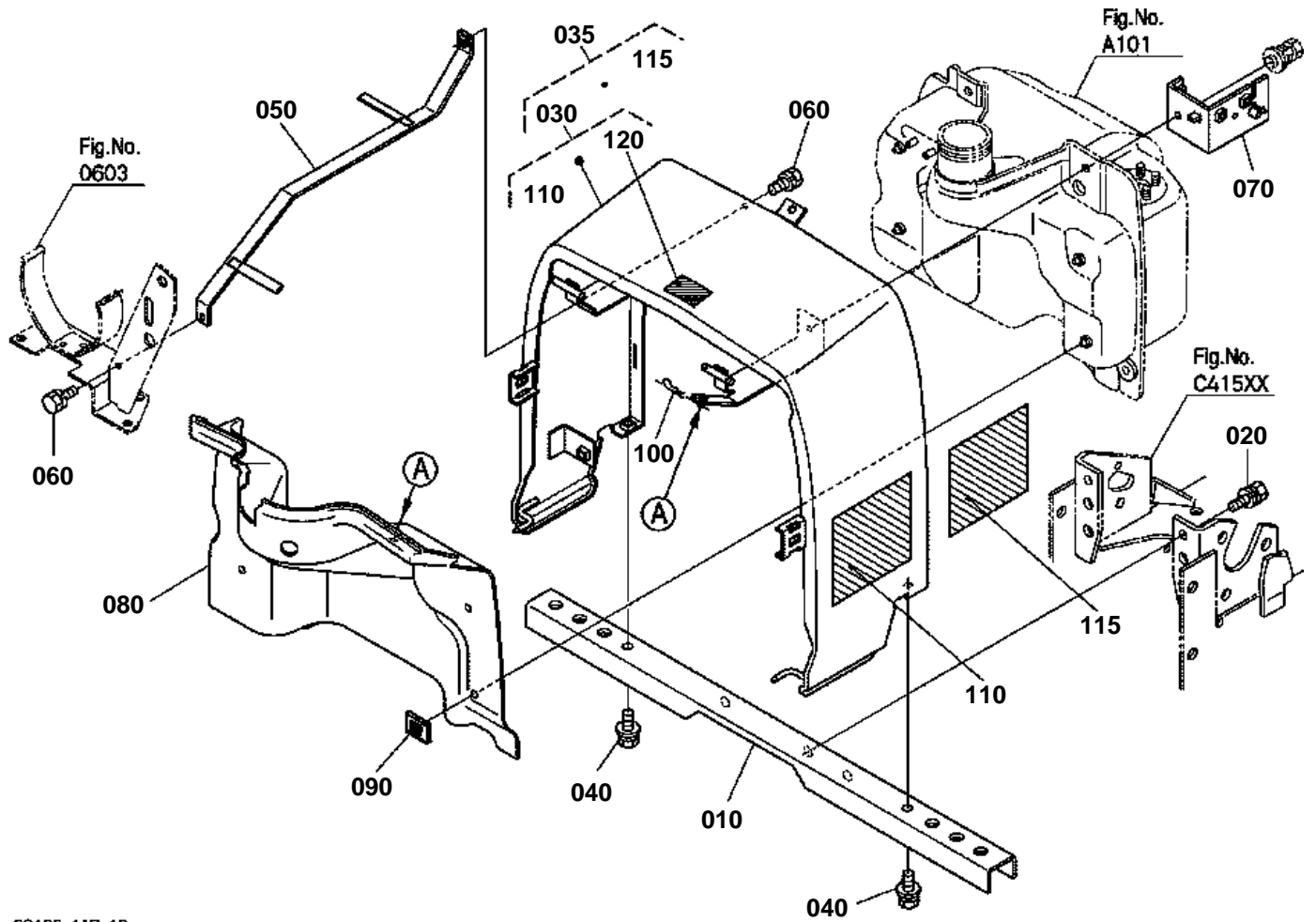


**SIDE COVER**

↔ Interchangeable; ≠ not interchangeable; ← new for old; → old for new

REF.No	Part No.	Description	Q'ty	S.No.	I/C	REMARKS	Weight (kgf)	Weight (lb)
010	6C090-54324	COMP.COVER SIDE	1				1.09	2.398
020	6C070-54330	COVER	1				0.23	0.506
030	55611-44190	NUT	7				0.004	0.0088
040	6C090-54354	COMP.COVER SIDE	1				1.16	2.552
050	6C070-54380	COVER	1				1.8	3.96
060	55611-44190	NUT	7				0.004	0.0088
070	6C040-54364	SPRING	2				0.004	0.0088
080	6C040-54364	SPRING	2				0.004	0.0088
090	66591-54580	RUBBER RELEASE ROD	2				0.002	0.0044

SHUTTER PLATE [A] [CA]



6C160-117-10



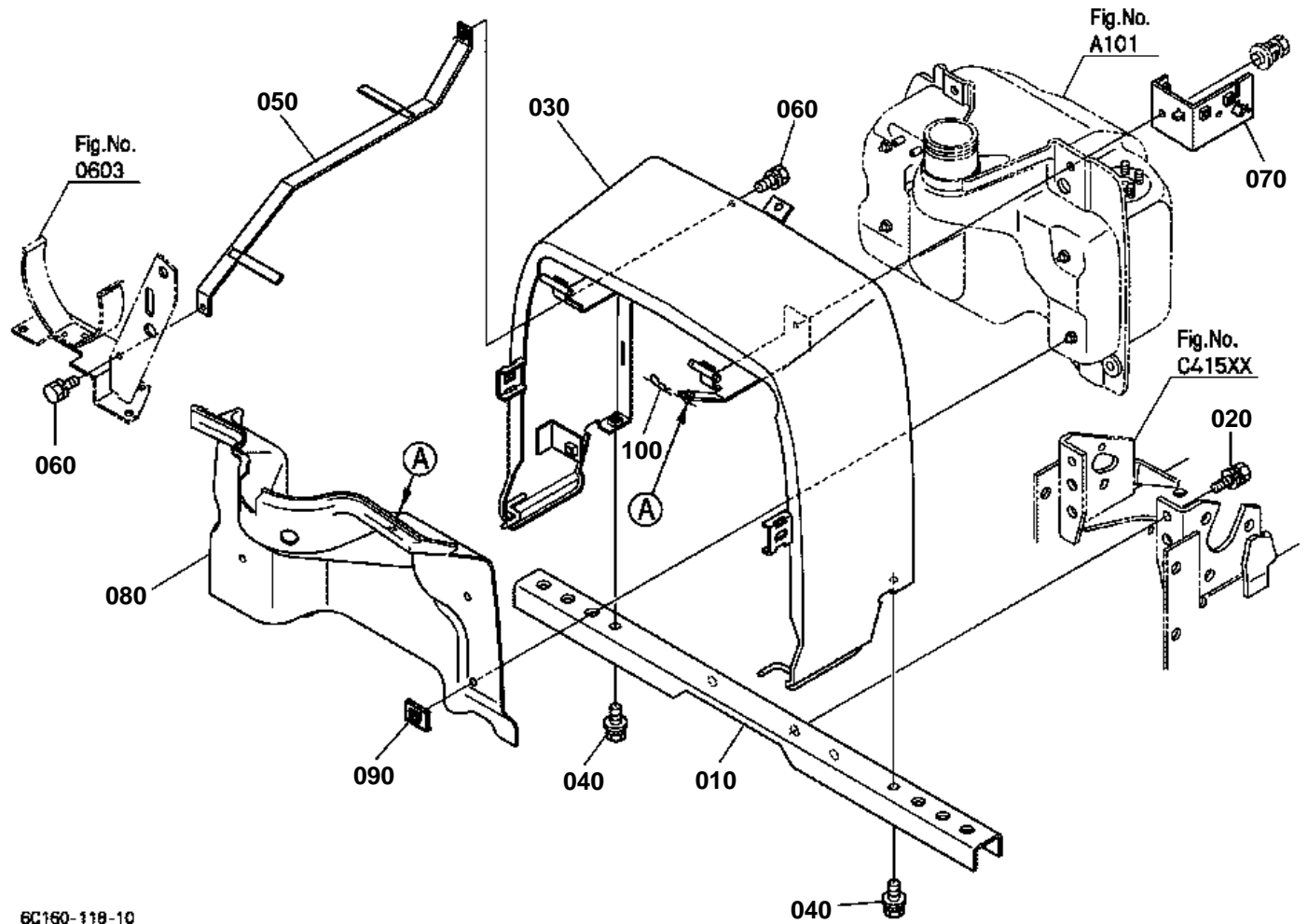
# SHUTTER PLATE [A] [CA]

↔ Interchangeable; ≠ not interchangeable; ← new for old; → old for new

REF.No	Part No.	Description	Q'ty	S.No.	I/C	REMARKS	Weight (kgf)	Weight (lb)
010	6C040-54213	PILLAR CENTER	1				1.4	3.08
020	01133-51020	BOLT	2				0.02	0.044
030	6C125-99252	KIT A PILLAR CENTER	1			ENGLISH	5.75	12.65
035	6C120-99202	KIT B PILLAR CENTER	1			FRENCH	6	13.2
040	6C040-54610	BOLT	2				0.014	0.0308
050	6C120-54230	STAY PILLAR	1				0.35	0.77
060	01023-50616	BOLT	2				0.005	0.011
070	6A370-54280	BRACKET	1				0.11	0.242
080	6C120-54550	COVER HEAT PROOF	1				0.2	0.44
090	52300-26210	NUT	4				0.002	0.0044
100	05525-60600	PIN SNAP	1				0.001	0.0022
110	6C090-49650	LABEL START CAUTION	1			ENGLISH	0.005	0.011
115	6C091-49650	LABEL START CAUTION	1			FRENCH	0.01	0.022
120	6C040-47412	LABEL FILLER CAUTION	1				0.001	0.0022



SHUTTER PLATE [AU] [NZ]



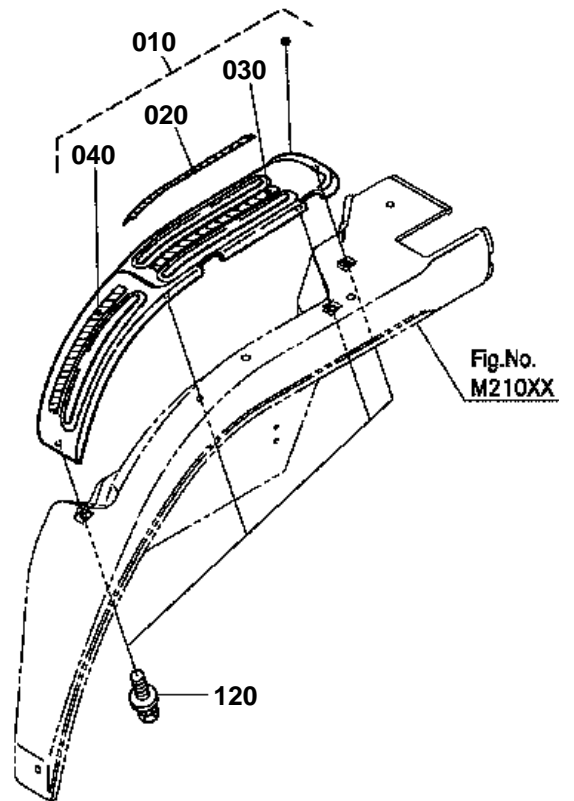
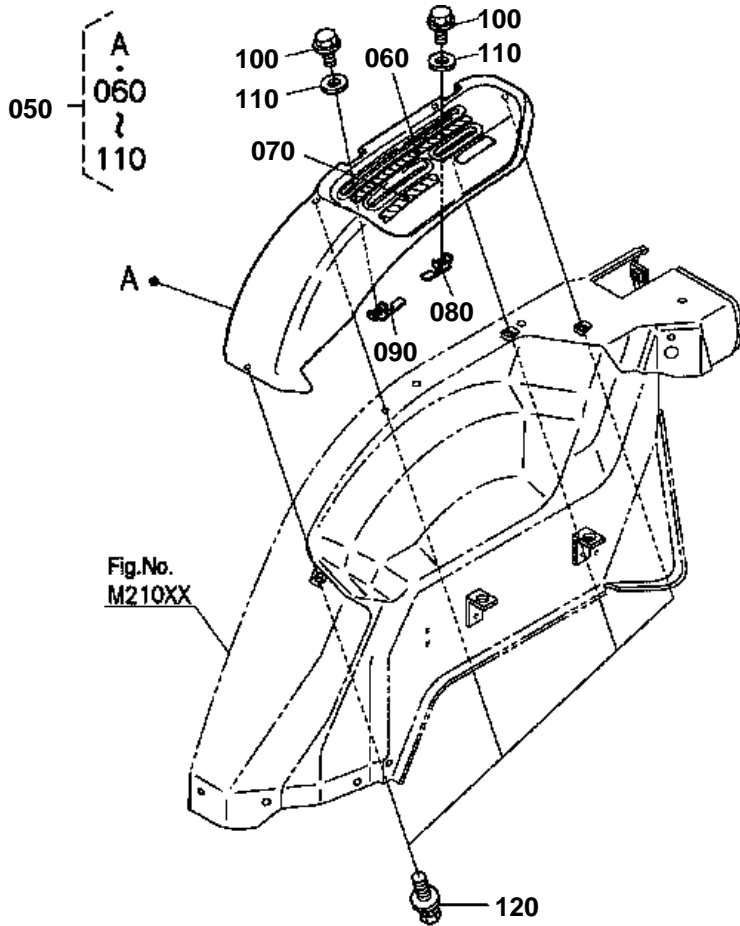
6C160-118-10



# SHUTTER PLATE [AU] [NZ]

↔ Interchangeable; ≠ not interchangeable; ← new for old; → old for new

REF.No	Part No.	Description	Q'ty	S.No.	I/C	REMARKS	Weight (kgf)	Weight (lb)
010	6C040-54213	PILLAR CENTER	1				1.4	3.08
020	01133-51020	BOLT	2				0.02	0.044
030	6C120-54222	PILLAR CENTER	1				6	13.2
040	6C040-54610	BOLT	2				0.014	0.0308
050	6C120-54230	STAY PILLAR	1				0.35	0.77
060	01023-50616	BOLT	2				0.005	0.011
070	6A370-54280	BRACKET	1				0.11	0.242
080	6C120-54550	COVER HEAT PROOF	1				0.2	0.44
090	52300-26210	NUT	4				0.002	0.0044
100	05525-60600	PIN SNAP	1				0.001	0.0022



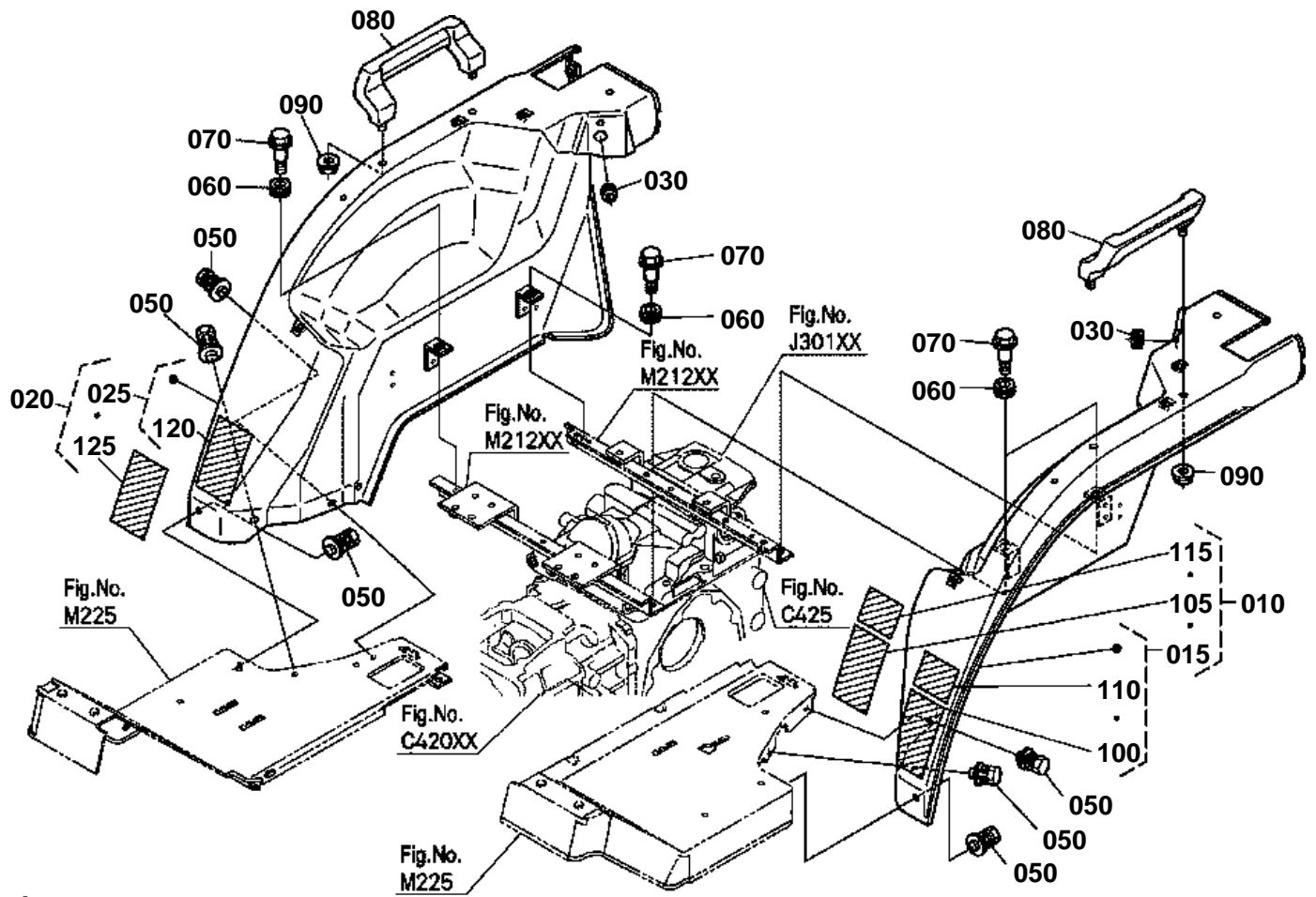
6C160-121-10



## LEVER GUIDE

↔ Interchangeable; ≠ not interchangeable; ← new for old; → old for new

REF.No	Part No.	Description	Q'ty	S.No.	I/C	REMARKS	Weight (kgf)	Weight (lb)
010	6C130-52100	ASSY GUIDE LEVER LH	1				0.35	0.77
020	6C120-47300	LABEL MID PTO	1				0.001	0.0022
030	6C120-47320	LABEL PTO	1				0.001	0.0022
040	6C130-47330	LABEL RANGE SHIFT	1				0.001	0.0022
050	6C190-52190	ASSY GUIDE LEVER RH	1				0.37	0.814
060	6C190-47350	LABEL HYDRAULIC	1				0.001	0.0022
070	6C040-47362	LABEL 4WD	1				0.001	0.0022
080	6C190-52140	HOLDER HYD.LEVER UP	1				0.017	0.0374
090	6C190-52160	HOLDER HYD.LEVER DO.	1				0.017	0.0374
100	31351-18790	BOLT FLANGE	2				0.007	0.0154
110	31351-18860	WASHER	2				0.002	0.0044
120	01025-50612	BOLT	8				0.005	0.011

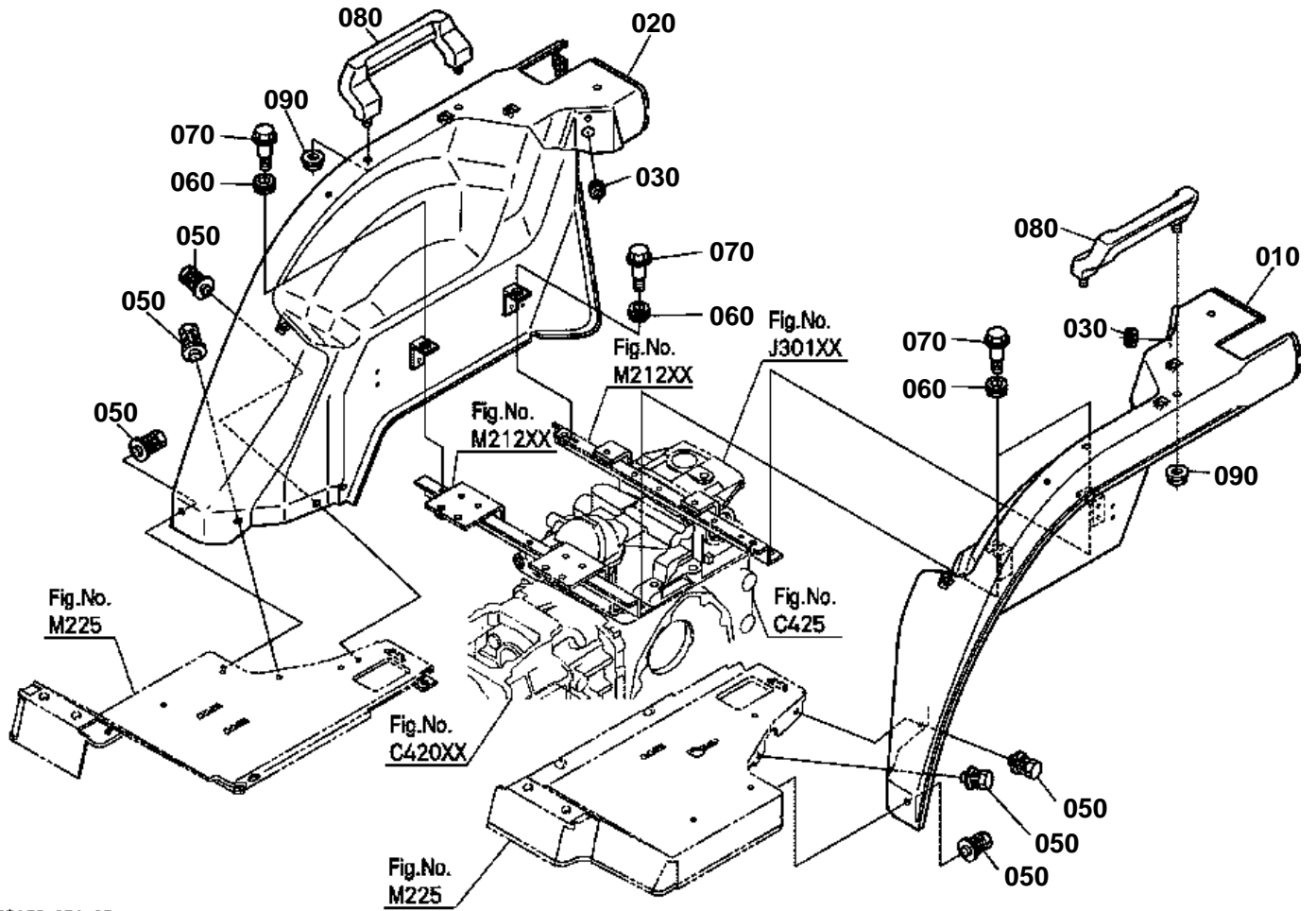


6C160-123-10

**FENDER [A] [CA]**

↔ Interchangeable; ≠ not interchangeable; ← new for old; → old for new

REF.No	Part No.	Description	Q'ty	S.No.	I/C	REMARKS	Weight (kgf)	Weight (lb)
010	6C120-99132	KIT FENDER LH (A)	1			ENGLISH	5.25	11.55
015	6C120-99102	KIT FENDER LH (B)	1			FRENCH	6	13.2
020	6C040-99140	KIT FENDER RH (A)	1			ENGLISH	4.2	9.24
025	6C040-99160	KIT FENDER RH (B)	1			FRENCH	0	0
030	32150-29180	CAP RUBBER	2				0.002	0.0044
040	99999-99999	BLANK	0				0	0
050	01125-50818	BOLT	6				0.015	0.033
060	6A100-51380	CUSHION	4				0.003	0.0066
070	6C040-51342	BOLT	4				0.017	0.0374
080	6C070-52170	HANDRAIL	2				0.25	0.55
090	02131-50100	NUT	4				0.01	0.022
100	6C070-47422	LABEL SAFETY	1			ENGLISH	0.005	0.011
105	6C071-47422	LABEL SAFETY	1			FRENCH	0.005	0.011
110	6C120-47450	LABEL PTO	1			ENGLISH	0.001	0.0022
115	6C121-47450	LABEL PTO	1			FRENCH	0.001	0.0022
120	TA040-49320	LABEL ROPS WARNING	1			ENGLISH	0.001	0.0022
125	TA040-49150	LABEL ROPS WARNING	1			FRENCH	0.003	0.0066



6C160-124-10

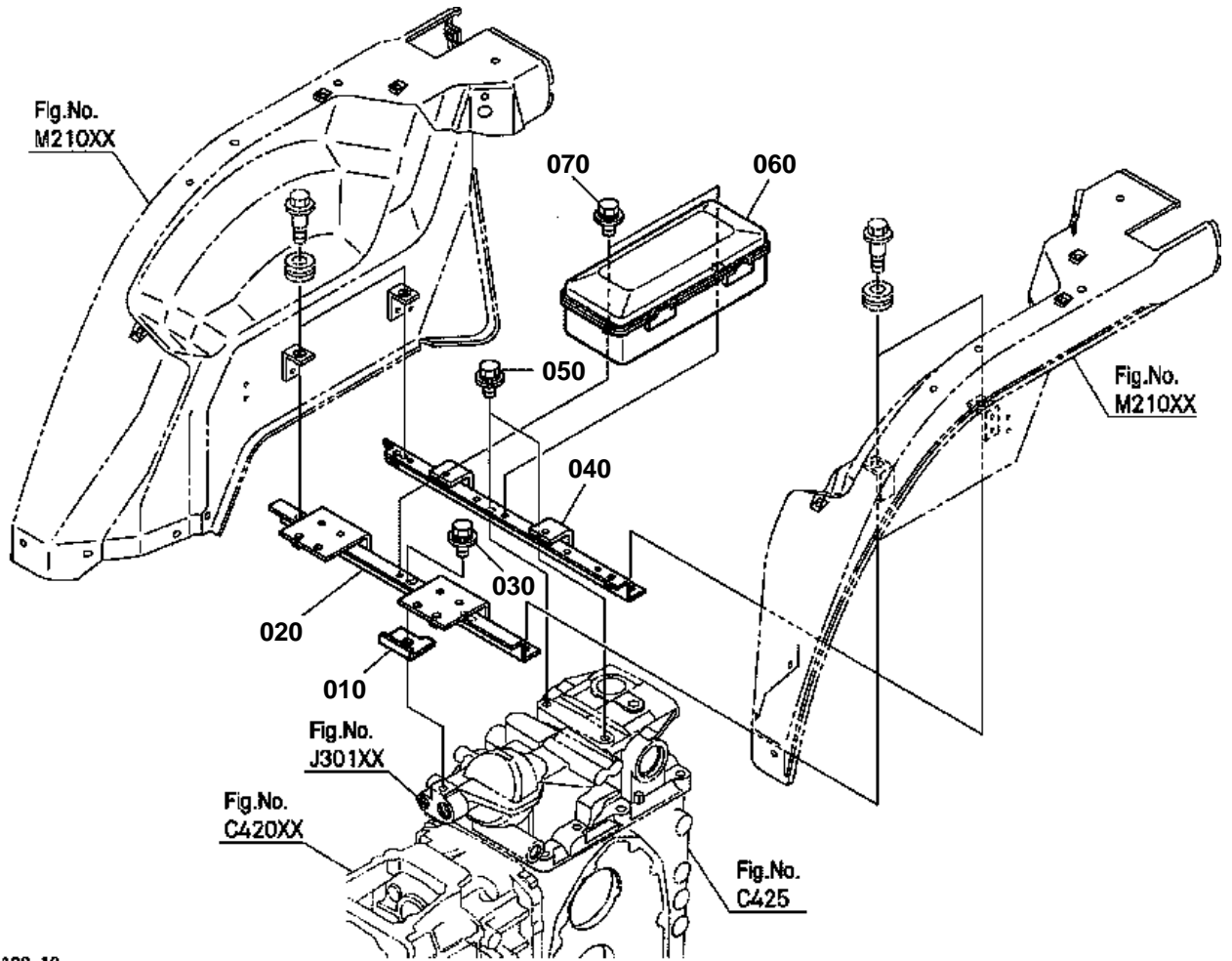
**FENDER [AU] [NZ]**

↔ Interchangeable; ≠ not interchangeable; ← new for old; → old for new

REF.No	Part No.	Description	Q'ty	S.No.	I/C	REMARKS	Weight (kgf)	Weight (lb)
010	6C040-52714	FENDER LH	1				6.8	14.96
020	6C040-52724	FENDER RH	1				3.4	7.48
030	32150-29180	CAP RUBBER	2				0.002	0.0044
040	99999-99999	BLANK	0				0	0
050	01125-50818	BOLT	6				0.015	0.033
060	6A100-51380	CUSHION	4				0.003	0.0066
070	6C040-51342	BOLT	4				0.017	0.0374
080	6C070-52170	HANDRAIL	2				0.25	0.55
090	02131-50100	NUT	4				0.01	0.022



FENDER STAY



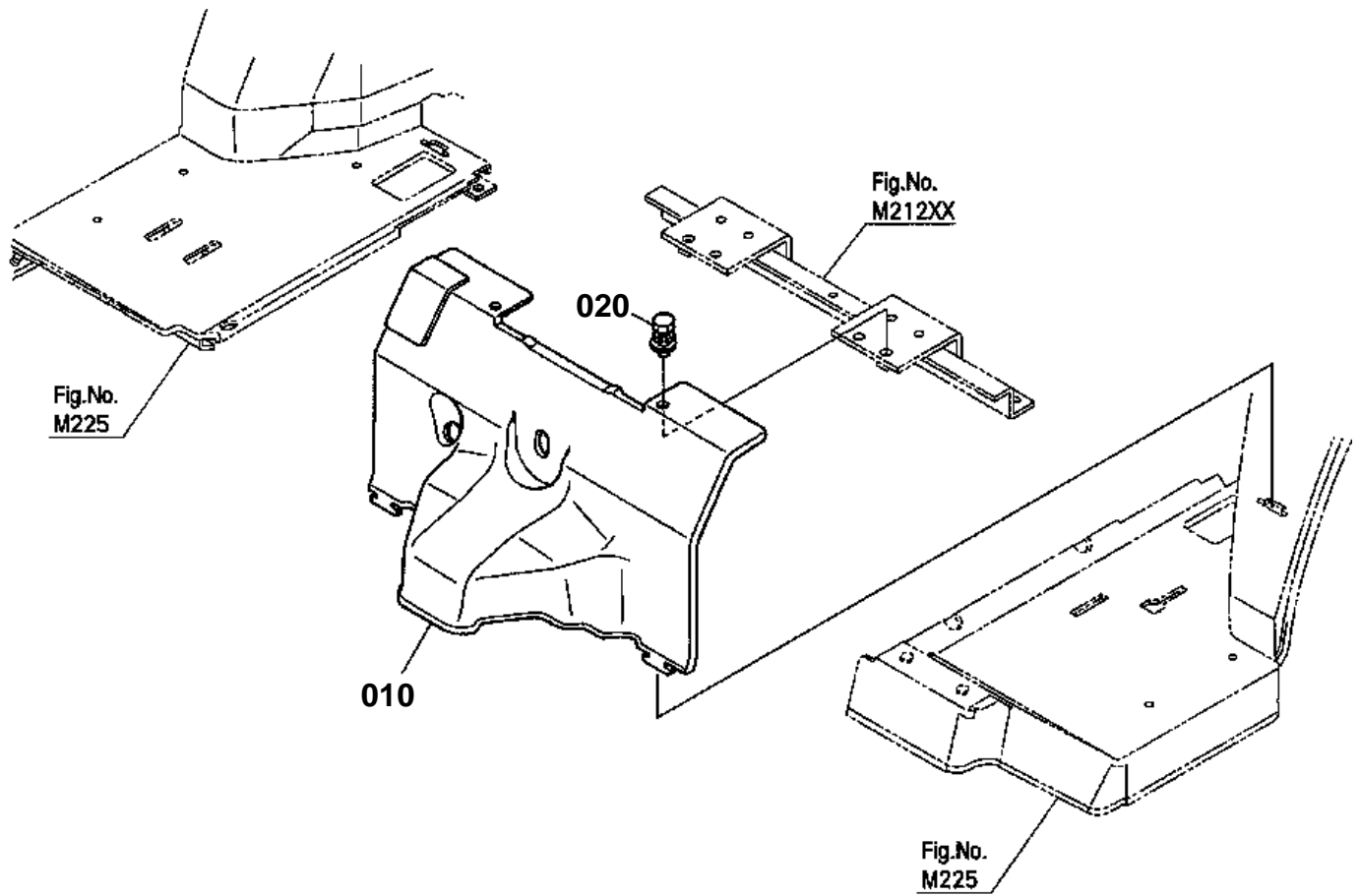
6C160-128-10



# FENDER STAY

↔ Interchangeable; ≠ not interchangeable; ← new for old; → old for new

REF.No	Part No.	Description	Q'ty	S.No.	I/C	REMARKS	Weight (kgf)	Weight (lb)
010	6C090-52882	PLATE	1				0.05	0.11
020	6C140-52730	STAY FENDER	1				1.1	2.42
030	01125-50818	BOLT	1				0.015	0.033
040	6C140-52740	STAY FENDER	1				0.82	1.804
050	01125-51020	BOLT	2				0.005	0.011
060	6C040-52790	CASE TOOLS	1				0.23	0.506
070	01025-50616	BOLT	2				0.005	0.011



6C160-130-10

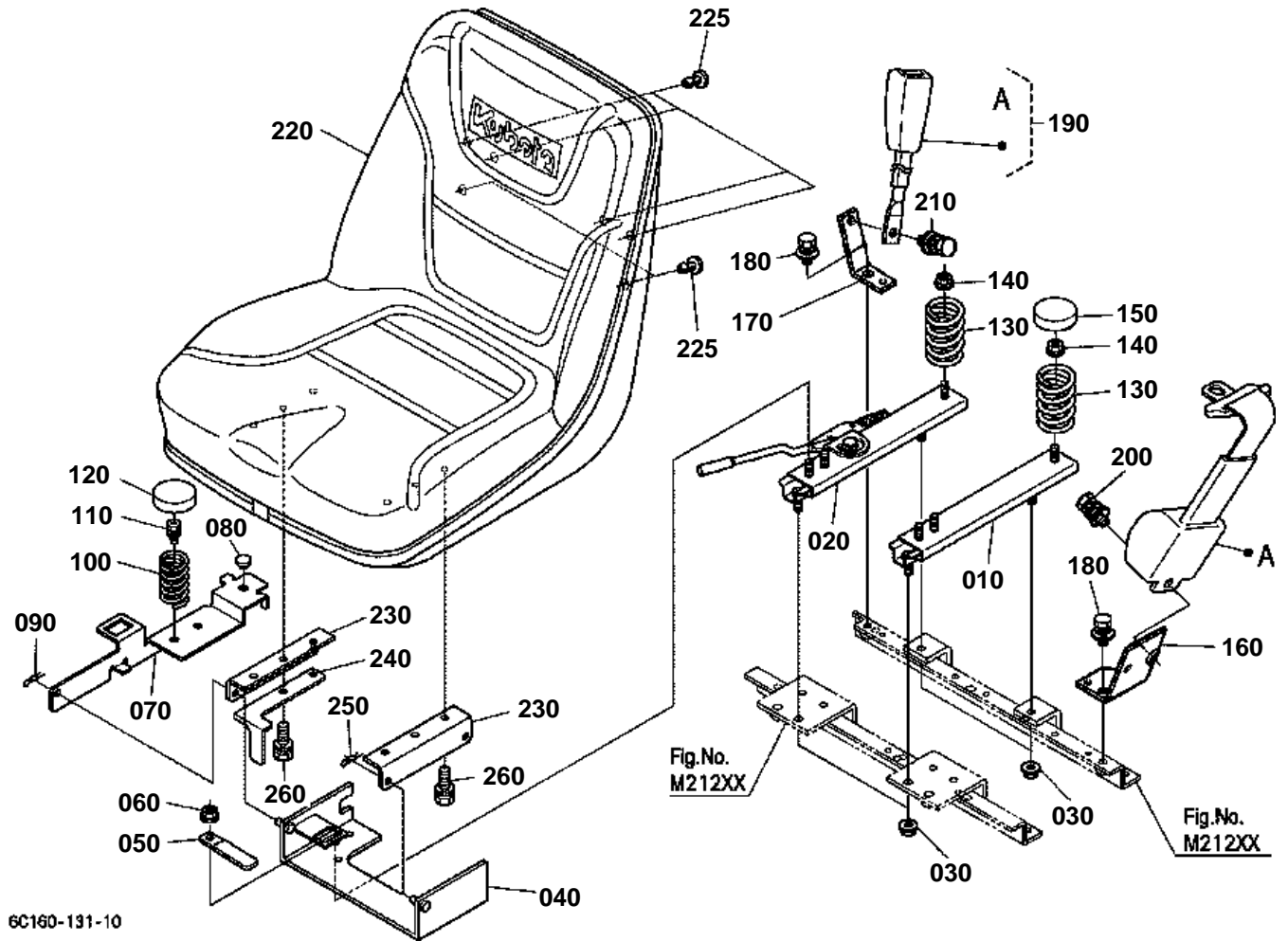


# FLOOR SEAT

↔ Interchangeable; ≠ not interchangeable; ← new for old; → old for new

REF.No	Part No.	Description	Q'ty	S.No.	I/C	REMARKS	Weight (kgf)	Weight (lb)
010	6C040-51370	COVER SEAT UNDER	1				0.38	0.836
020	01125-50818	BOLT	2				0.015	0.033

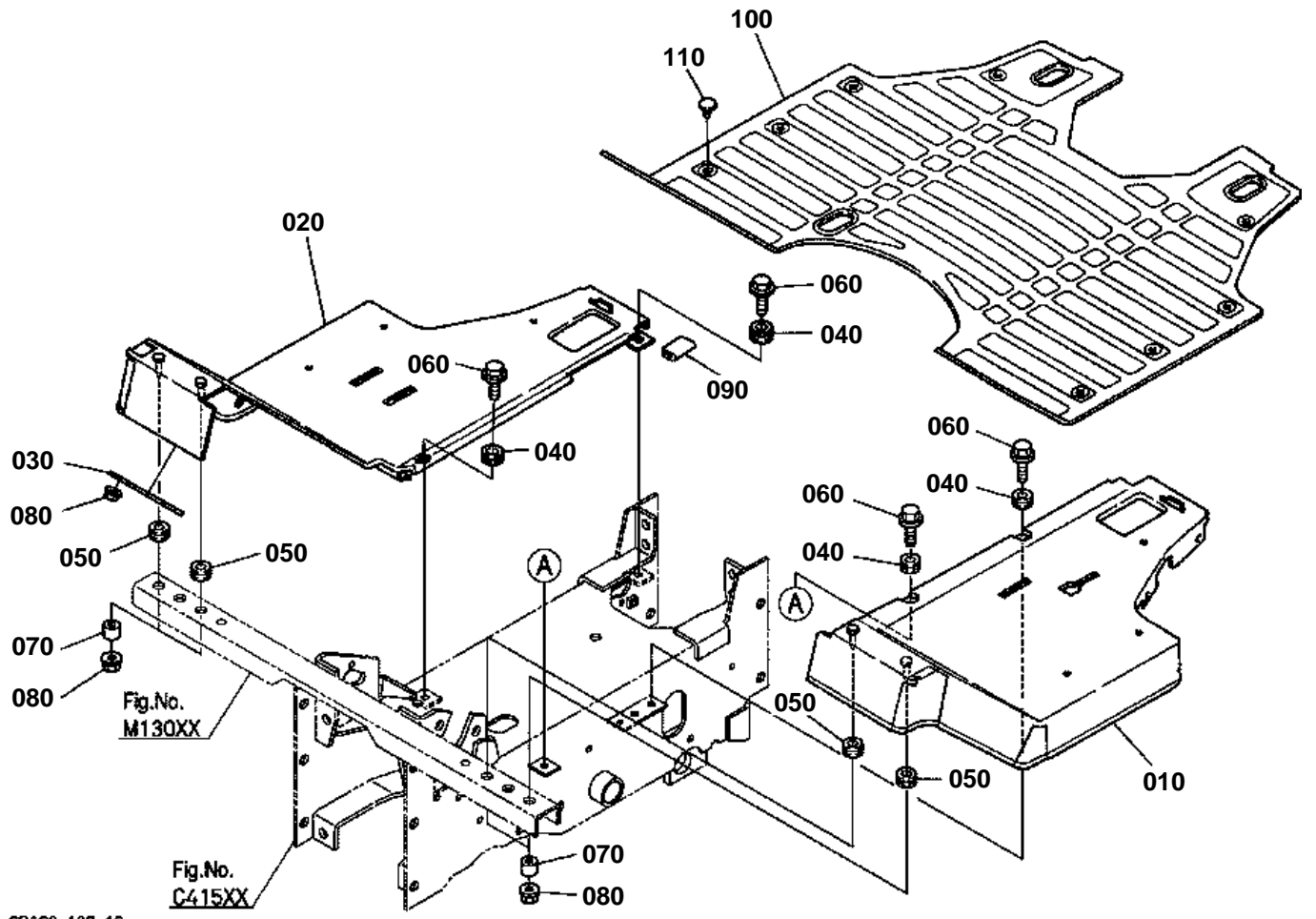
# SEAT SUPPORT



**SEAT SUPPORT**

↔ Interchangeable; ≠ not interchangeable; ← new for old; → old for new

REF.No	Part No.	Description	Q'ty	S.No.	I/C	REMARKS	Weight (kgf)	Weight (lb)
010	6C140-45910	ADJUSTER SEAT LH	1				0.65	1.43
020	6C140-45920	ADJUSTER SEAT RH	1				0.85	1.87
030	02121-50080	NUT	4				0.01	0.022
040	6C190-45950	STAY SEAT RAIL	1				1.01	2.222
050	13824-67580	CLAMP CORD	1				0.006	0.0132
060	02121-50080	NUT	4				0.01	0.022
070	6C190-45970	STAY SEAT SWITCH	1				0.45	0.99
080	38240-29870	CUSHION	1				0.004	0.0088
090	05525-50800	PIN SNAP	1				0.001	0.0022
100	6C060-45983	SPRING SEAT SWITCH	1				0.031	0.0682
110	01125-60820	BOLT	1				0.015	0.033
120	6C060-45990	CAP SPRING	1				0.011	0.0242
130	6C040-45990	SPRING SEAT	2				0.2	0.44
140	02121-50080	NUT	2				0.01	0.022
150	66301-52820	CAP SPRING	1				0.04	0.088
160	6C040-52760	STAY SEAT BELT LH	1				0.3	0.66
170	6C040-52770	STAY SEAT BELT RH	1				0.1	0.22
180	01125-50818	BOLT	2				0.015	0.033
190	K2561-56850	ASSY BELT SEAT	1				0.81	1.782
200	01135-61020	BOLT	1				0.015	0.033
210	01135-61025	BOLT	1				0.04	0.088
220	K2571-56110	SEAT	1				9	19.8
225	K2571-56120	PLUG	6				0.001	0.0022
230	6C190-45960	STAY SEAT	2				0.29	0.638
240	6C190-45730	SPRING PLATE	1				0.05	0.11
250	05525-50800	PIN SNAP	1				0.001	0.0022
260	01123-50820	BOLT	4				0.011	0.0242



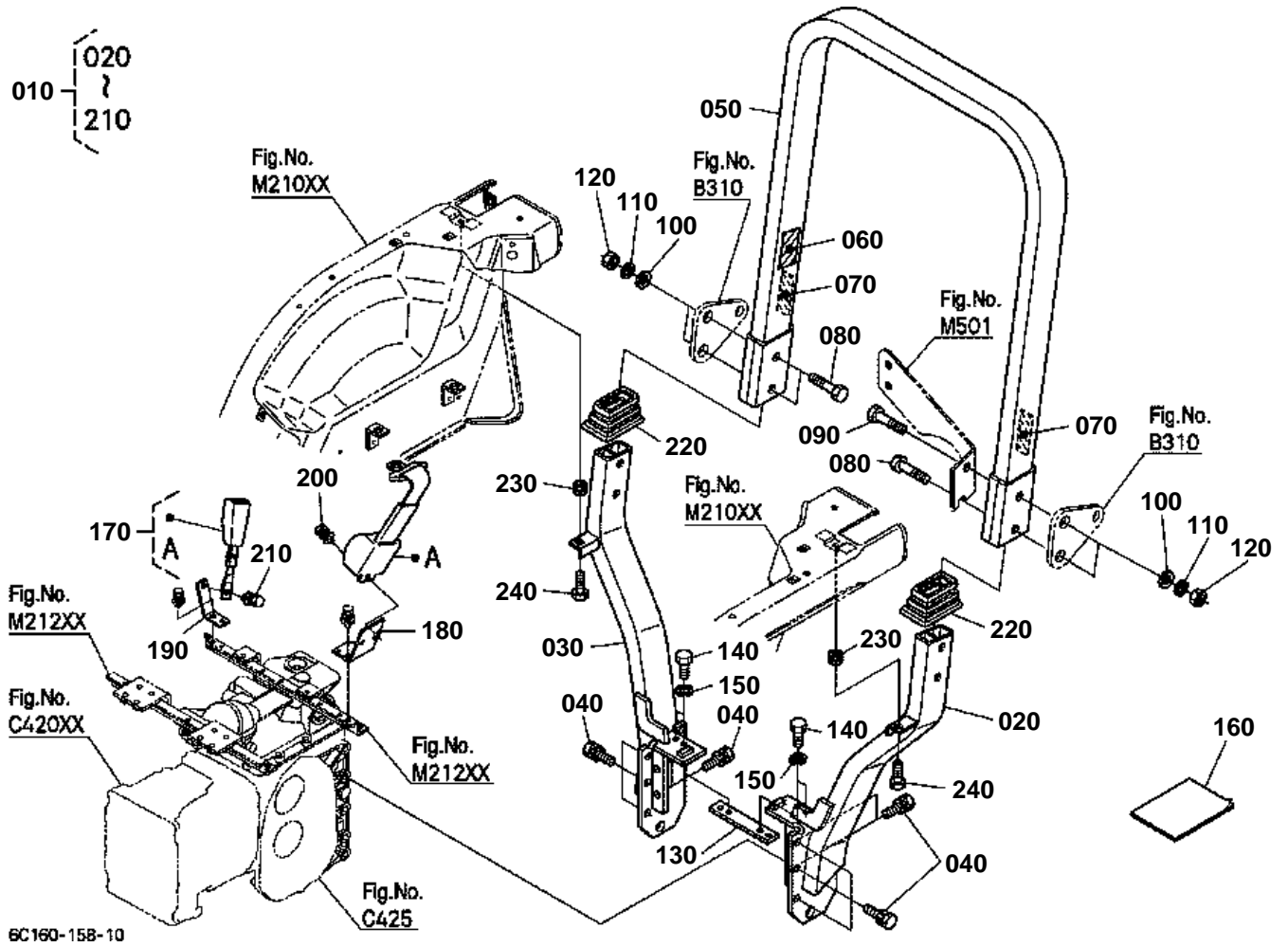
6C160-133-10

**STEP**

↔ Interchangeable; ≠ not interchangeable; ← new for old; → old for new

REF.No	Part No.	Description	Q'ty	S.No.	I/C	REMARKS	Weight (kgf)	Weight (lb)
010	6C040-51319	STEP LH	1				2.22	4.884
020	6C040-51326	STEP RH	1				2.2	4.84
030	6C040-51330	SUPPORT STEP RH	1				0.073	0.1606
040	6A100-51380	CUSHION	4				0.003	0.0066
050	6A100-51380	CUSHION	4				0.003	0.0066
060	6C040-51342	BOLT	4				0.017	0.0374
070	6C040-51390	COLLAR	4				0.003	0.0066
080	02121-50080	NUT	6				0.01	0.022
090	6C040-51350	CUSHION	1				0.002	0.0044
100	6C040-51364	MAT STEP	1				2.08	4.576
110	67955-51340	STOPPER	12				0.001	0.0022





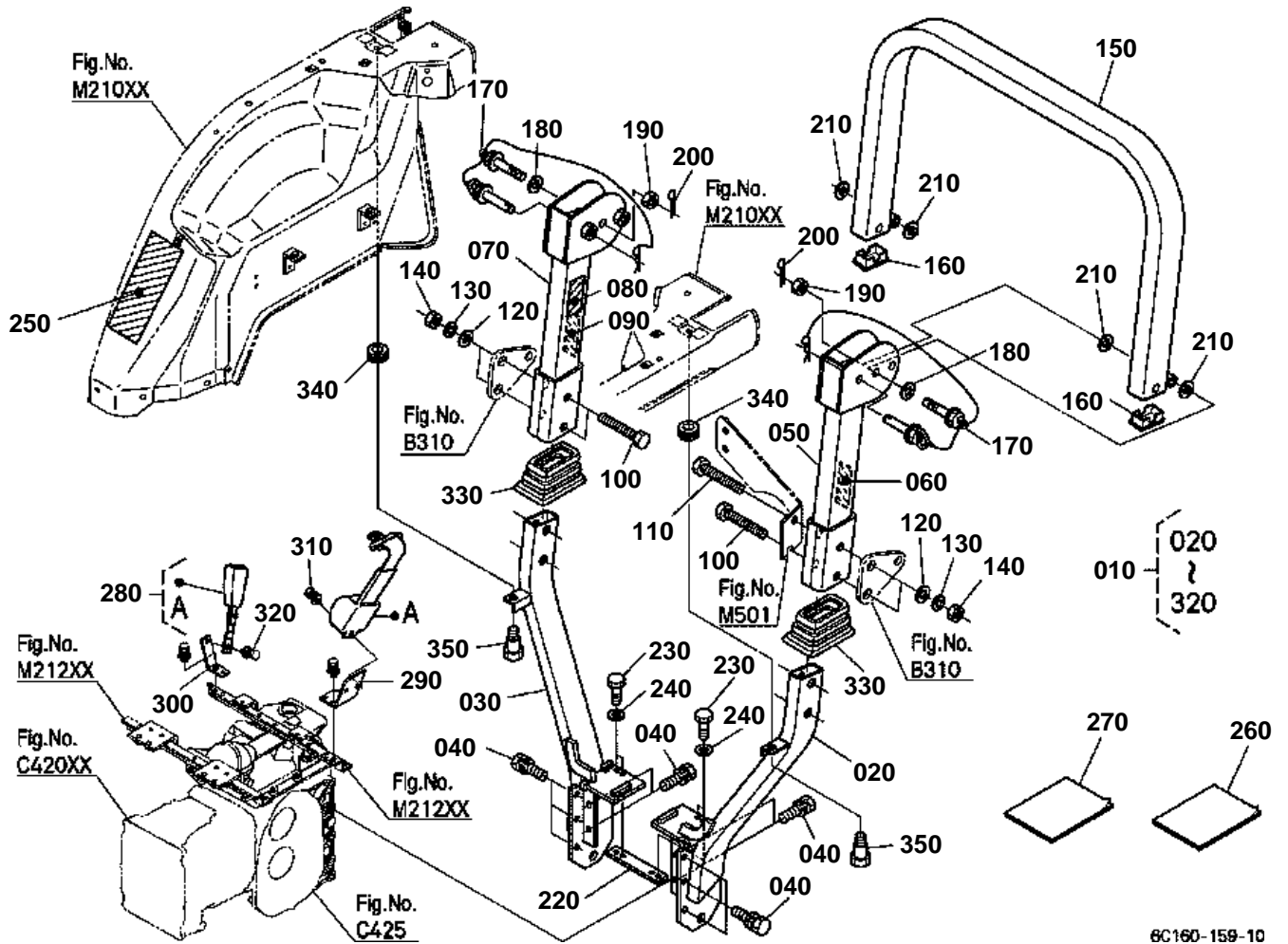


ROPS(RIGID TYPE) [EXCEPT [AU]]

↔ Interchangeable; ≠ not interchangeable; ← new for old; → old for new

REF.No	Part No.	Description	Q'ty	S.No.	I/C	REMARKS	Weight (kgf)	Weight (lb)
010	6C140-88504	ASSY ROPS	1				0	0
020	99999-99999	FRAME LOWER LH	1				0	0
030	99999-99999	ASSY FRAME LOWER RH	1				0	0
040	01123-51235	BOLT	10				0.041	0.0902
050	99999-99999	FRAME UPPER	1				0	0
060	6C140-47460	LABEL ROPS WARNING	1			ENGLISH	0.001	0.0022
060	6C141-47460	LABEL ROPS WARNING	1			FRENCH	0.001	0.0022
070	6C140-54990	REFLECTOR LABEL	2				0.003	0.0066
080	0Y109-50944	BOLT	3				0.1	0.22
090	0Y109-50948	BOLT	1				0.11	0.242
100	04013-60140	WASHER PLAIN	4				0.01	0.022
110	0Y450-50090	WASHER SPRING	4				0.007	0.0154
120	0Y205-50090	NUT	4				0.03	0.066
130	99999-99999	PLATE CONNECTOR	1				0	0
140	0Y109-50616	BOLT	4				0.2	0.44
150	0Y450-50060	WASHER SPRING	4				0.003	0.0066
160	99999-99999	MANUAL ASSEMBLY	1				0	0
170	K2561-56850	ASSY BELT SEAT	1				0.81	1.782
180	6C040-52760	STAY SEAT BELT LH	1				0.3	0.66
190	6C040-52770	STAY SEAT BELT RH	1				0.1	0.22
200	01135-61020	BOLT	1				0.015	0.033
210	01135-61025	BOLT	1				0.04	0.088
220	6C040-72210	COVER ROPS	2				0.066	0.1452
230	6A100-51380	CUSHION	2				0.003	0.0066
240	6C040-51342	BOLT	2				0.017	0.0374

ROPS(FOLDABLE TYPE)

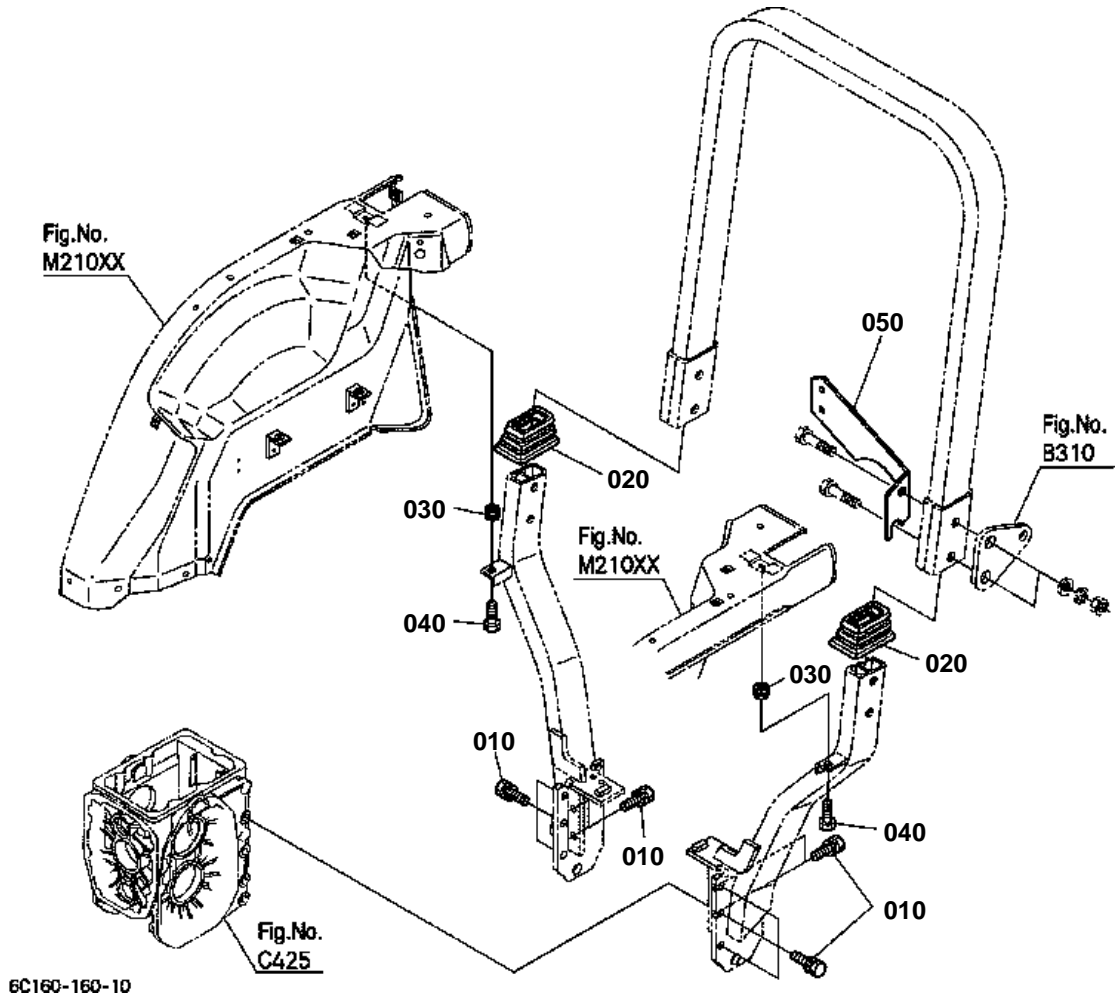




## ROPS(FOLDABLE TYPE)

↔ Interchangeable; ≠ not interchangeable; ← new for old; → old for new

REF.No	Part No.	Description	Q'ty	S.No.	I/C	REMARKS	Weight (kgf)	Weight (lb)
020	99999-99999	FRAME LOWER LH	1				0	0
030	99999-99999	ASSY FRAME LOWER RH	1				0	0
040	01123-51235	BOLT	10				0.041	0.0902
050	99999-99999	FRAME MIDDLE LH	1				0	0
060	6C140-54990	REFLECTOR LABEL	1				0.003	0.0066
070	99999-99999	FRAME MIDDLE RH	1				0	0
080	3A111-95540	LABEL ROPS CAUTION	1			ENGLISH	0.003	0.0066
080	3A112-95540	LABEL ROPS CAUTION	1			FRENCH	0.003	0.0066
090	6C140-54990	REFLECTOR LABEL	1				0.003	0.0066
100	0Y109-50952	BOLT	3				0.11	0.242
110	0Y109-50956	BOLT	1				0	0
110	75599-04670	BOLT	1		↔		0	0
120	04013-60140	WASHER PLAIN	4				0.01	0.022
130	0Y450-50090	WASHER SPRING	4				0.007	0.0154
140	0Y205-50090	NUT	4				0.03	0.066
150	99999-99999	FRAME UPPER	1				0	0
160	TC050-48773	COVER ROPS	2				0.03	0.066
170	TA240-48752	SET BOLT	2				0.435	0.957
180	04013-60160	WASHER PLAIN	2				0.01	0.022
190	02254-50160	NUT	2				0.04	0.088
200	05511-50430	PIN SPLIT	2				0.004	0.0088
210	04013-60160	WASHER PLAIN	4				0.01	0.022
220	99999-99999	PLATE CONNECTOR	1				0	0
230	0Y109-50616	BOLT	4				0.2	0.44
240	0Y450-50060	WASHER SPRING	4				0.003	0.0066
250	TA240-98480	LABEL ROPS WARNING	1			ENGLISH	0.005	0.011
250	3A112-98480	LABEL ROPS WARNING	1			FRENCH	0.004	0.0088
260	99999-99999	MANUAL ASSEMBLY	1				0	0
270	TA240-48680	OPERATOR'S MANUAL	1				0.025	0.055
280	K2561-56850	ASSY BELT SEAT	1				0.81	1.782
290	6C040-52760	STAY SEAT BELT LH	1				0.3	0.66
300	6C040-52770	STAY SEAT BELT RH	1				0.1	0.22
310	01135-61020	BOLT	1				0.015	0.033
320	01135-61025	BOLT	1				0.04	0.088
330	6C040-72210	COVER ROPS	2				0.066	0.1452
340	6A100-51380	CUSHION	2				0.003	0.0066
350	6C040-51342	BOLT	2				0.017	0.0374

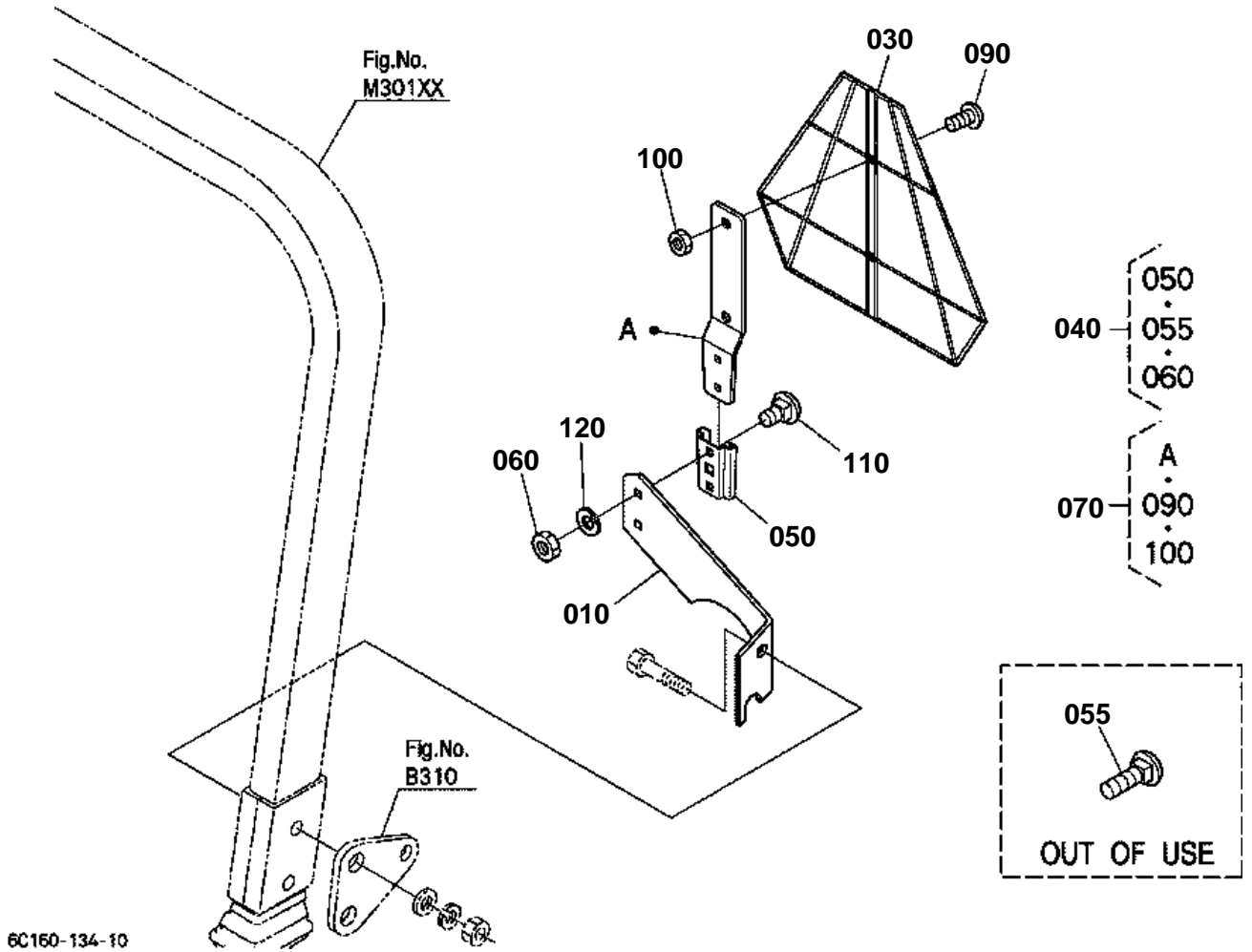




ROPS [AU]

↔ Interchangeable; ≠ not interchangeable; ← new for old; → old for new

REF.No	Part No.	Description	Q'ty	S.No.	I/C	REMARKS	Weight (kgf)	Weight (lb)
010	01123-51235	BOLT	10				0.041	0.0902
020	6C040-72210	COVER ROPS	2				0.066	0.1452
030	6A100-51380	CUSHION	2				0.003	0.0066
040	6C040-51342	BOLT	2				0.017	0.0374
050	6C140-54950	BRACKET SMV	1				0.85	1.87



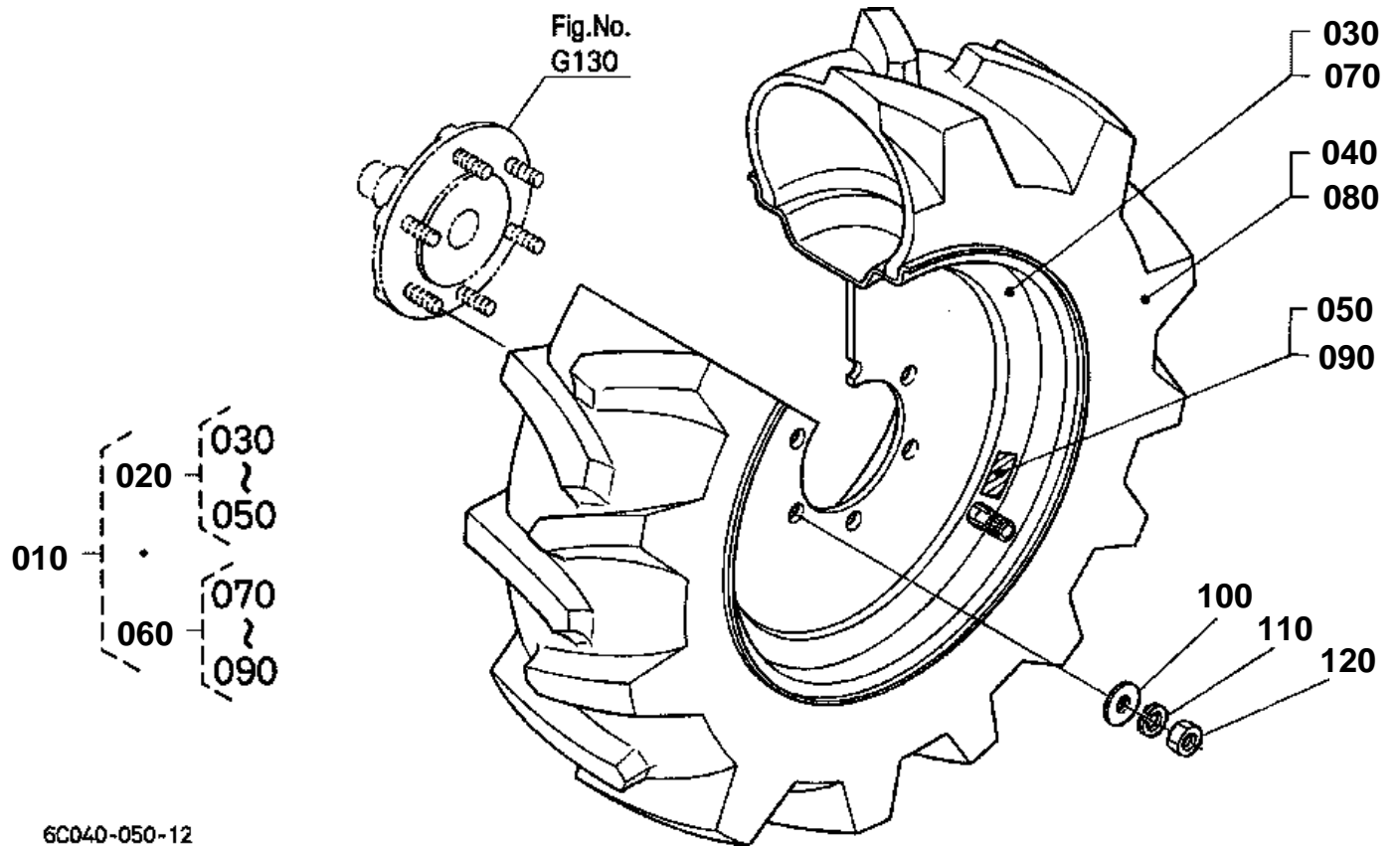
6C160-134-10

**SMV EMBLEM**

↔ Interchangeable; ≠ not interchangeable; ← new for old; → old for new

REF.No	Part No.	Description	Q'ty	S.No.	I/C	REMARKS	Weight (kgf)	Weight (lb)
010	6C140-54950	BRACKET SMV	1				0.85	1.87
020	99999-99999	BLANK	0				0	0
030	7L500-89910	SIGN SMV	1				0.32	0.704
040	7L500-89920	SOCKET SMV SIGN	1				0.1	0.22
050	7L500-89930	SOCKET-MTG SMV	1				0.05	0.11
055	7L500-89940	BOLT SQUARE NECK	2			OUT OF USE	0.01	0.022
060	7L500-89950	NUT	2				0.004	0.0088
070	7L500-89960	SPADE SMV SIGN	1				0.24	0.528
080	99999-99999	BLANK	0				0	0
090	7L500-89980	VIS	2				0.02	0.044
100	7L500-89990	NUT	2				0.001	0.0022
110	7L500-89810	BOLT SQUARE NECK	2				0.011	0.0242
120	04512-60080	WASHER SPRING	2				0.002	0.0044

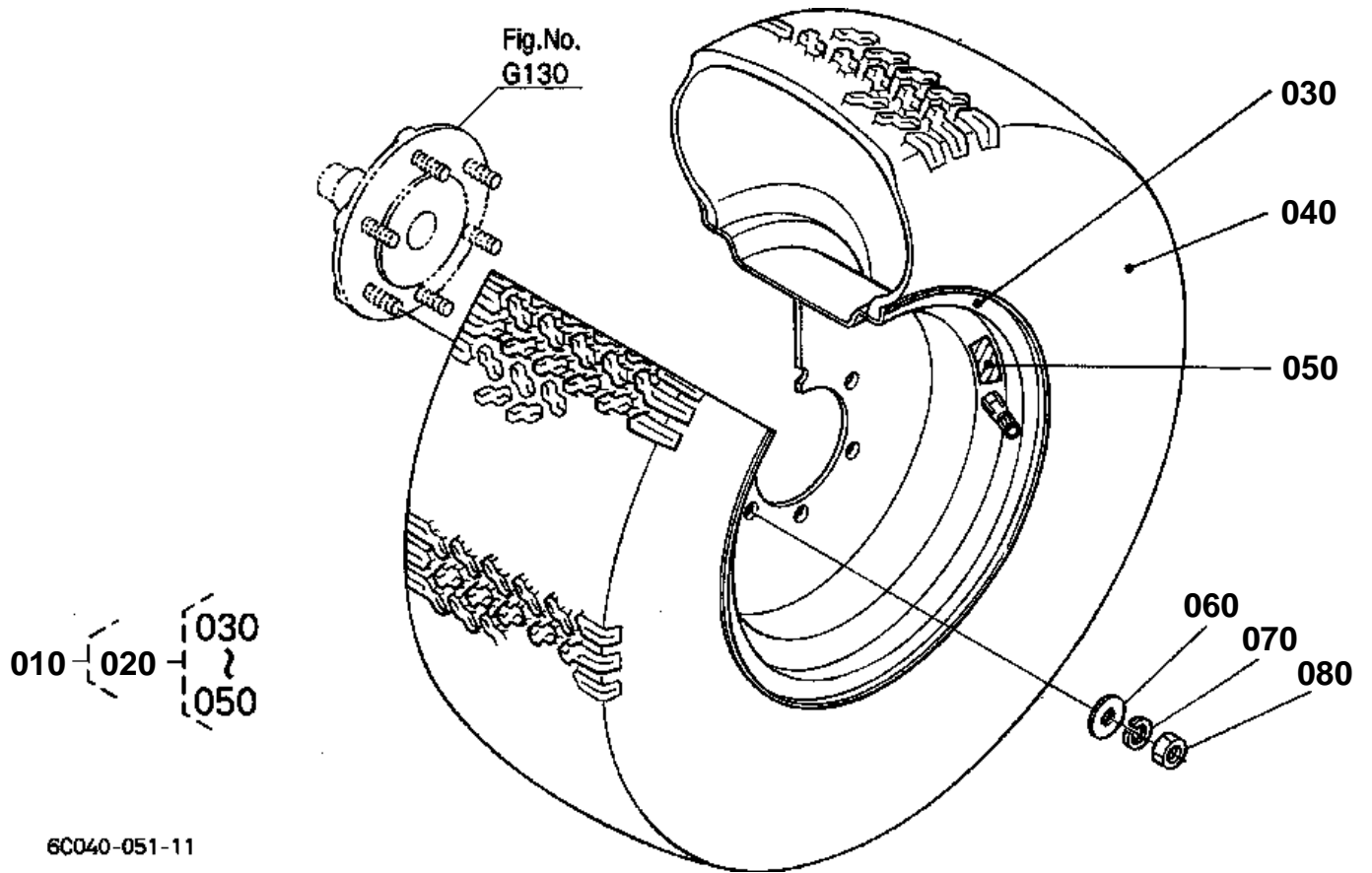




**FRONT WHEEL(6-12) [A] [CA] [B7510DN [OPTION]]**

↔ Interchangeable; ≠ not interchangeable; ← new for old; → old for new

REF.No	Part No.	Description	Q'ty	S.No.	I/C	REMARKS	Weight (kgf)	Weight (lb)
010	6C040-50210	ASSY TIRE FRONT	1				0	0
020	6C040-50220	ASSY TIRE LH	1				0	0
030	6C040-50240	WHEEL	1				0	0
040	66434-57140	TIRE	1				0	0
050	6C040-50250	LABEL TIRE LH	1			NOT SALE	0	0
060	6C040-50230	ASSY TIRE RH	1				0	0
070	6C040-50240	WHEEL	1				0	0
080	66434-57140	TIRE	1				0	0
090	6C040-50260	LABEL TIRE RH	1			NOT SALE	0	0
100	04013-60120	WASHER PLAIN	12				0.01	0.022
110	04512-60120	WASHER SPRING	12				0.005	0.011
120	02176-50120	NUT	12				0.01	0.022

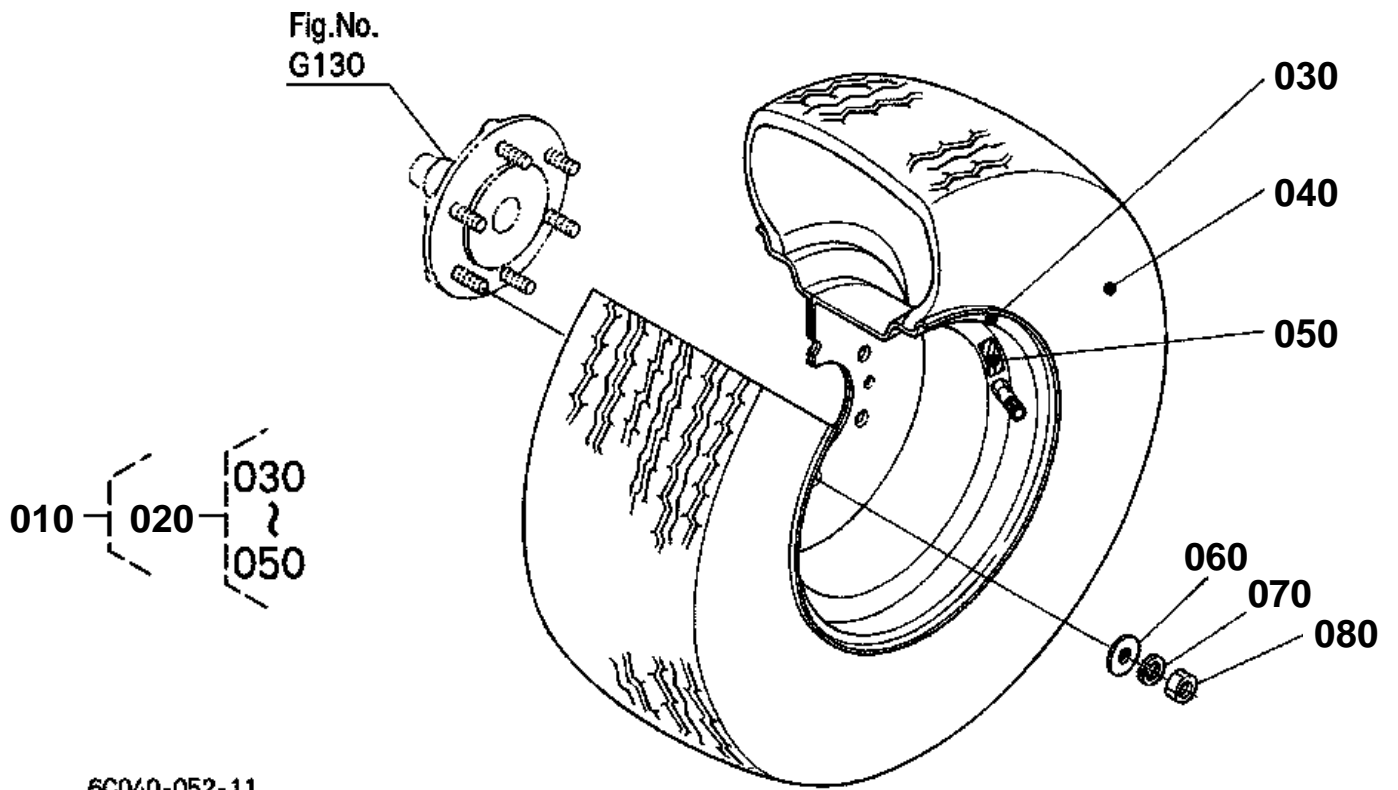




# FRONT WHEEL(23\*8.50-12) [A] [CA]

↔ Interchangeable; ≠ not interchangeable; ← new for old; → old for new

REF.No	Part No.	Description	Q'ty	S.No.	I/C	REMARKS	Weight (kgf)	Weight (lb)
010	6C040-50410	ASSY TIRE	1				0	0
020	6C040-50420	ASSY TIRE	2				0	0
030	6C040-50430	WHEEL	2				0	0
040	6C040-50440	TIRE	2				0	0
050	6C040-50450	LABEL TIRE	2			NOT SALE	0	0
060	04013-60120	WASHER PLAIN	12				0.01	0.022
070	04512-60120	WASHER SPRING	12				0.005	0.011
080	02176-50120	NUT	12				0.01	0.022



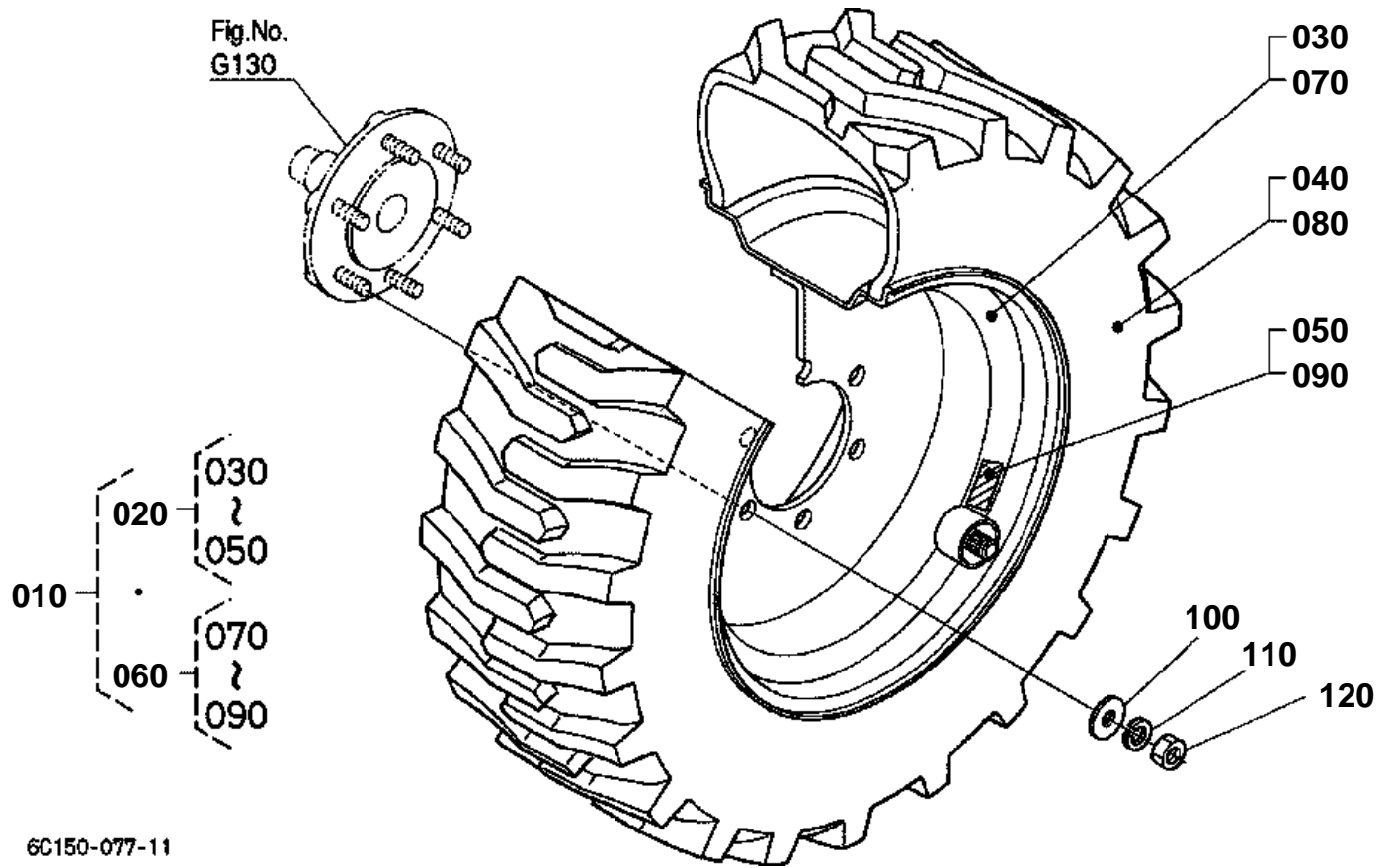
6C040-052-11



FRONT WHEEL(21\*8.00-10) [A] [CA]

↔ Interchangeable; ≠ not interchangeable; ← new for old; → old for new

REF.No	Part No.	Description	Q'ty	S.No.	I/C	REMARKS	Weight (kgf)	Weight (lb)
010	6C040-50510	ASSY TIRE	1				0	0
020	6C040-50520	ASSY TIRE	2				0	0
030	6C040-50530	WHEEL	2				0	0
040	67404-57130	TIRE	2				0	0
050	6C040-50540	LABEL TIRE	2			NOT SALE	0	0
060	04013-60120	WASHER PLAIN	12				0.01	0.022
070	04512-60120	WASHER SPRING	12				0.005	0.011
080	02176-50120	NUT	12				0.01	0.022



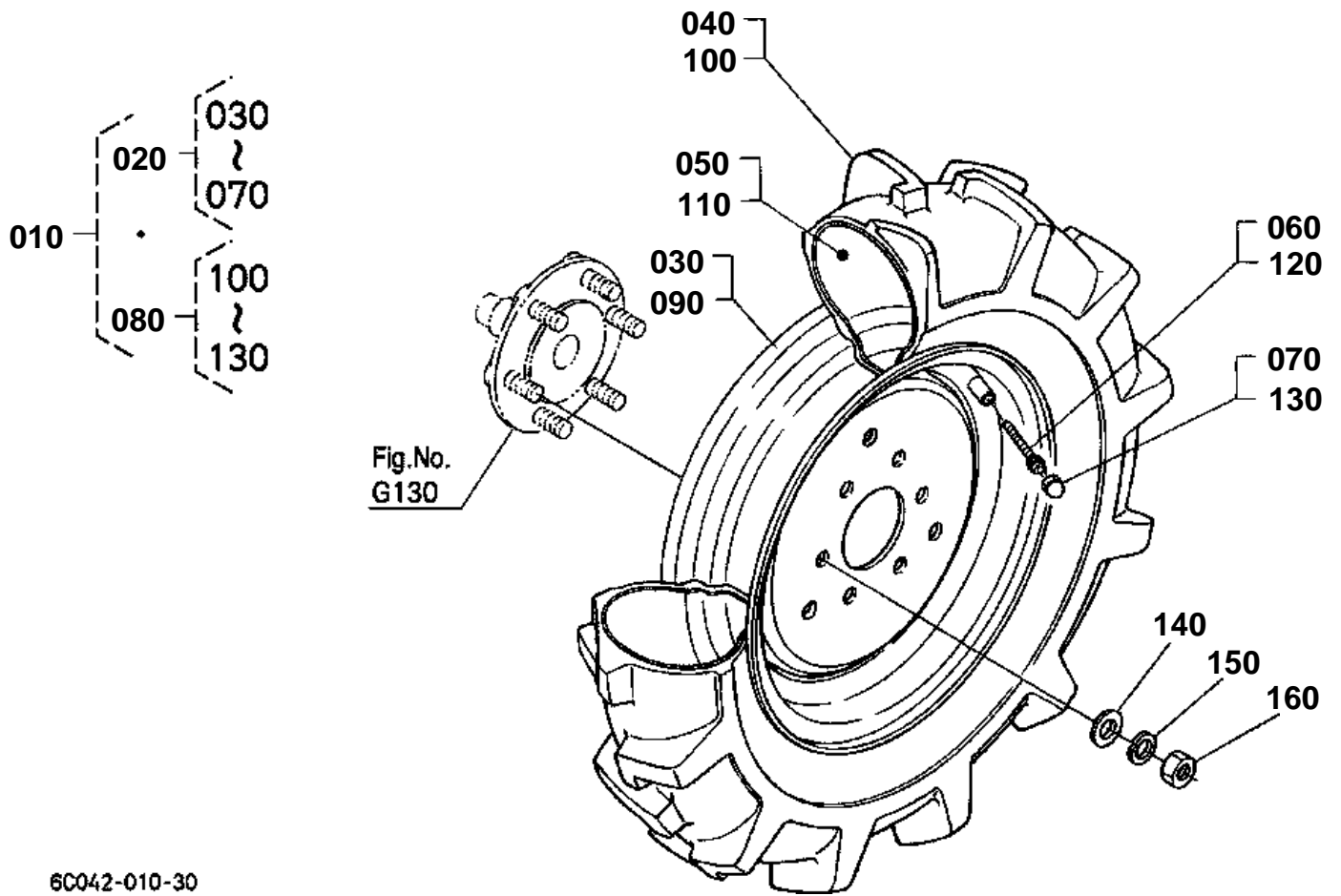


# FRONT WHEEL(23\*8.50-12) [A] [CA]

↔ Interchangeable; ≠ not interchangeable; ← new for old; → old for new

REF.No	Part No.	Description	Q'ty	S.No.	I/C	REMARKS	Weight (kgf)	Weight (lb)
010	6C040-50610	ASSY TIRE FRONT	1				0	0
020	6C040-50620	ASSY TIRE LH	1				0	0
030	6C040-50640	WHEEL	1				0	0
040	6C040-50650	TIRE	1				0	0
050	6C040-50660	LABEL TIRE LH	1			NOT SALE	0	0
060	6C040-50630	ASSY TIRE RH	1				0	0
070	6C040-50640	WHEEL	1				0	0
080	6C040-50650	TIRE	1				0	0
090	6C040-50670	LABEL TIRE RH	1			NOT SALE	0	0
100	04013-60120	WASHER PLAIN	12				0.01	0.022
110	04512-60120	WASHER SPRING	12				0.005	0.011
120	02176-50120	NUT	12				0.01	0.022



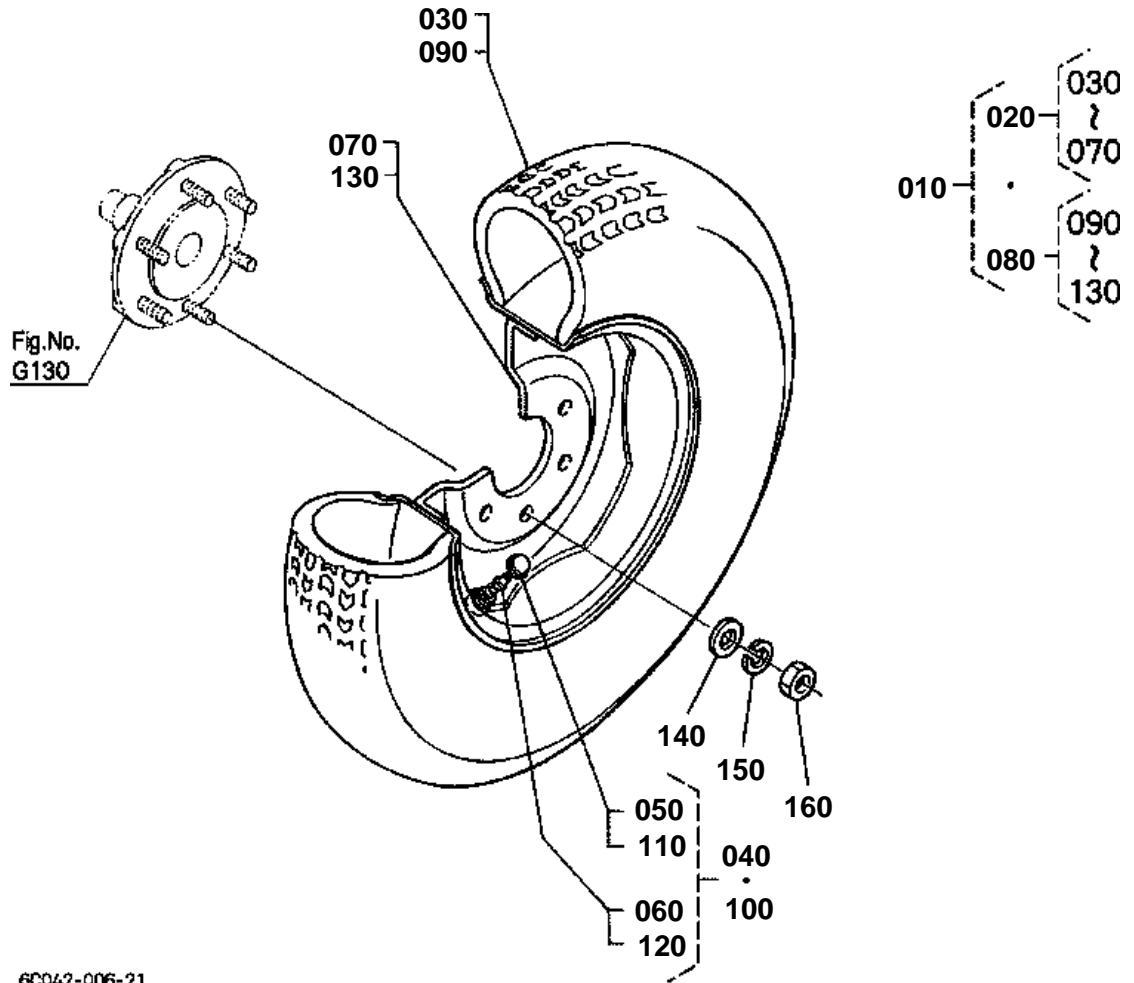


6C042-010-30

**FRONT WHEEL(6-12) [EXCEPT [A] [CA]]**

↔ Interchangeable; ≠ not interchangeable; ← new for old; → old for new

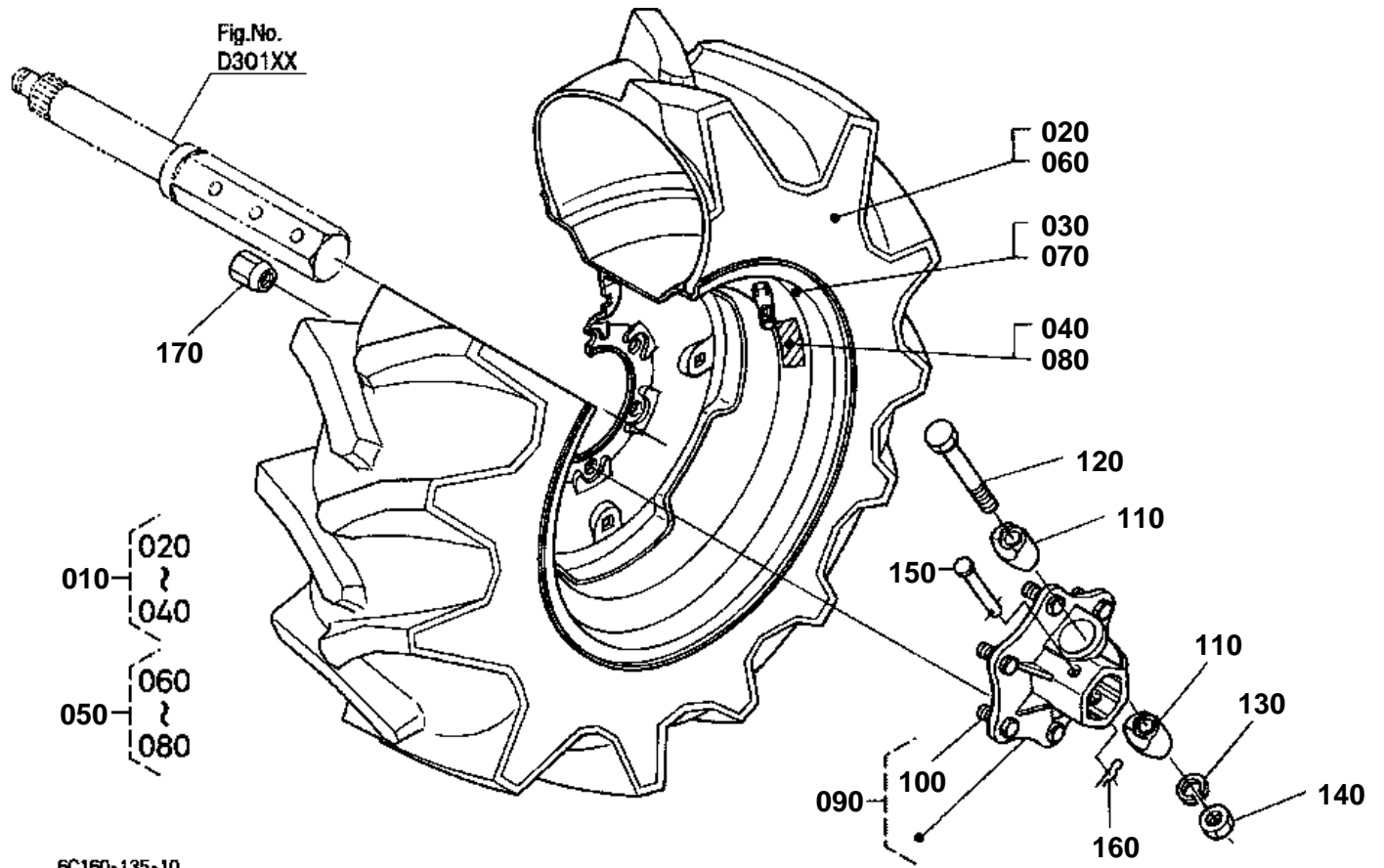
REF.No	Part No.	Description	Q'ty	S.No.	I/C	REMARKS	Weight (kgf)	Weight (lb)
010	6C042-50110	ASSY WHEEL	1				27	59.4
020	6C042-50120	ASSY WHEEL LH	1				13.5	29.7
030	37500-57920	WHEEL	1				5.8	12.76
040	67521-57330	TIRE	1				7.4	16.28
050	93016-01120	TUBE	1				0.7	1.54
060	32150-27740	CORE VALVE	1				0.003	0.0066
070	38240-11690	CAP VALVE	1				0.001	0.0022
080	6C042-50130	ASSY WHEEL RH	1				13.5	29.7
090	37500-57920	WHEEL	1				5.8	12.76
100	67521-57330	TIRE	1				7.4	16.28
110	93016-01120	TUBE	1				0.7	1.54
120	32150-27740	CORE VALVE	1				0.003	0.0066
130	38240-11690	CAP VALVE	1				0.001	0.0022
140	04013-60120	WASHER PLAIN	12				0.01	0.022
150	04512-60120	WASHER SPRING	12				0.005	0.011
160	02176-50120	NUT	12				0.01	0.022



**FRONT WHEEL(22\*8.50-12) [EXCEPT [A] [CA]]**

↔ Interchangeable; ≠ not interchangeable; ← new for old; → old for new

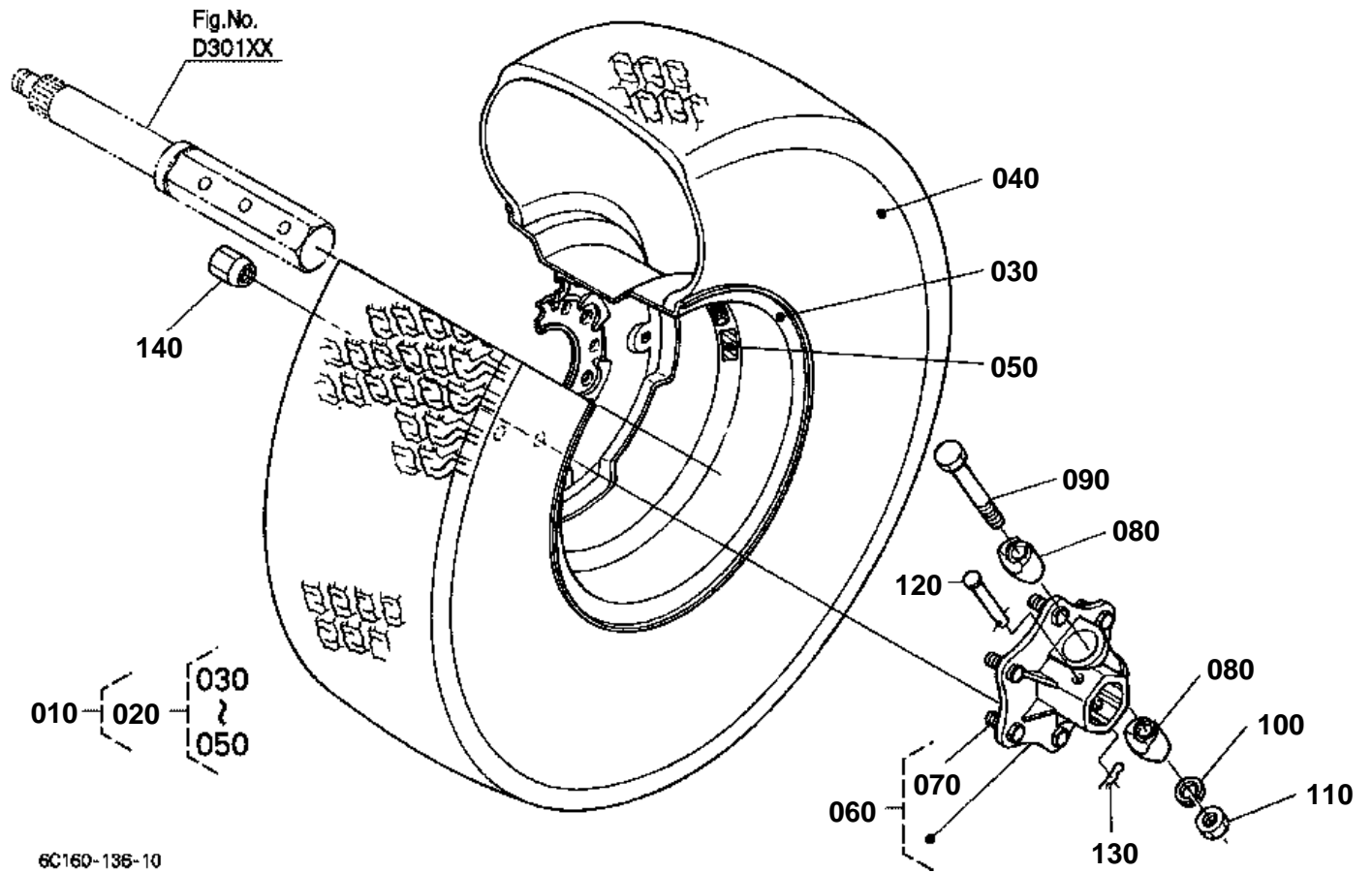
REF.No	Part No.	Description	Q'ty	S.No.	I/C	REMARKS	Weight (kgf)	Weight (lb)
010	6C042-50510	ASSY TIRE	1				28.4	62.48
020	6C042-50520	TIRE ASSY	1				14.2	31.24
030	67950-59430	TIRE	1				7.4	16.28
040	34159-11850	VALVE TIRE	1				0.013	0.0286
050	38240-11690	CAP VALVE	1				0.001	0.0022
060	32150-27740	CORE VALVE	1				0.003	0.0066
070	6C042-50340	WHEEL	1				7.21	15.862
080	6C042-50530	ASSY TIRE RH	1				14.2	31.24
090	67950-59430	TIRE	1				7.4	16.28
100	34159-11850	VALVE TIRE	1				0.013	0.0286
110	38240-11690	CAP VALVE	1				0.001	0.0022
120	32150-27740	CORE VALVE	1				0.003	0.0066
130	6C042-50340	WHEEL	1				7.21	15.862
140	04013-60120	WASHER PLAIN	12				0.01	0.022
150	04512-60120	WASHER SPRING	12				0.005	0.011
160	02176-50120	NUT	12				0.01	0.022



**REAR WHEEL(9.5-16) [A] [CA]**

↔ Interchangeable; ≠ not interchangeable; ← new for old; → old for new

REF.No	Part No.	Description	Q'ty	S.No.	I/C	REMARKS	Weight (kgf)	Weight (lb)
010	6C120-50800	ASSY TIRE LH	1				0	0
020	TD060-44930	TIRE	1				15	33
030	66436-17640	WHEEL	1				19	41.8
040	99999-99999	LABEL TIRE LH	1				0	0
050	6C120-50900	ASSY TIRE RH	1				0	0
060	TD060-44930	TIRE	1				15	33
070	66436-17640	WHEEL	1				19	41.8
080	6C120-50990	LABEL TIRE RH	1				0	0
090	6C040-17413	ASSY HUB WHEEL	2				2.6	5.72
100	66704-17313	BOLT	12				0.049	0.1078
110	6C040-17460	COTTER	4				0.17	0.374
120	01173-61600	BOLT	2				0.165	0.363
130	04512-60160	WASHER SPRING	2				0.01	0.022
140	02174-50160	NUT	2				0.022	0.0484
150	63733-17270	PIN WHEEL TUBE	2				0.05	0.11
160	62131-17290	PIN	2				0.003	0.0066
170	35340-11390	NUT	12				0.03	0.066

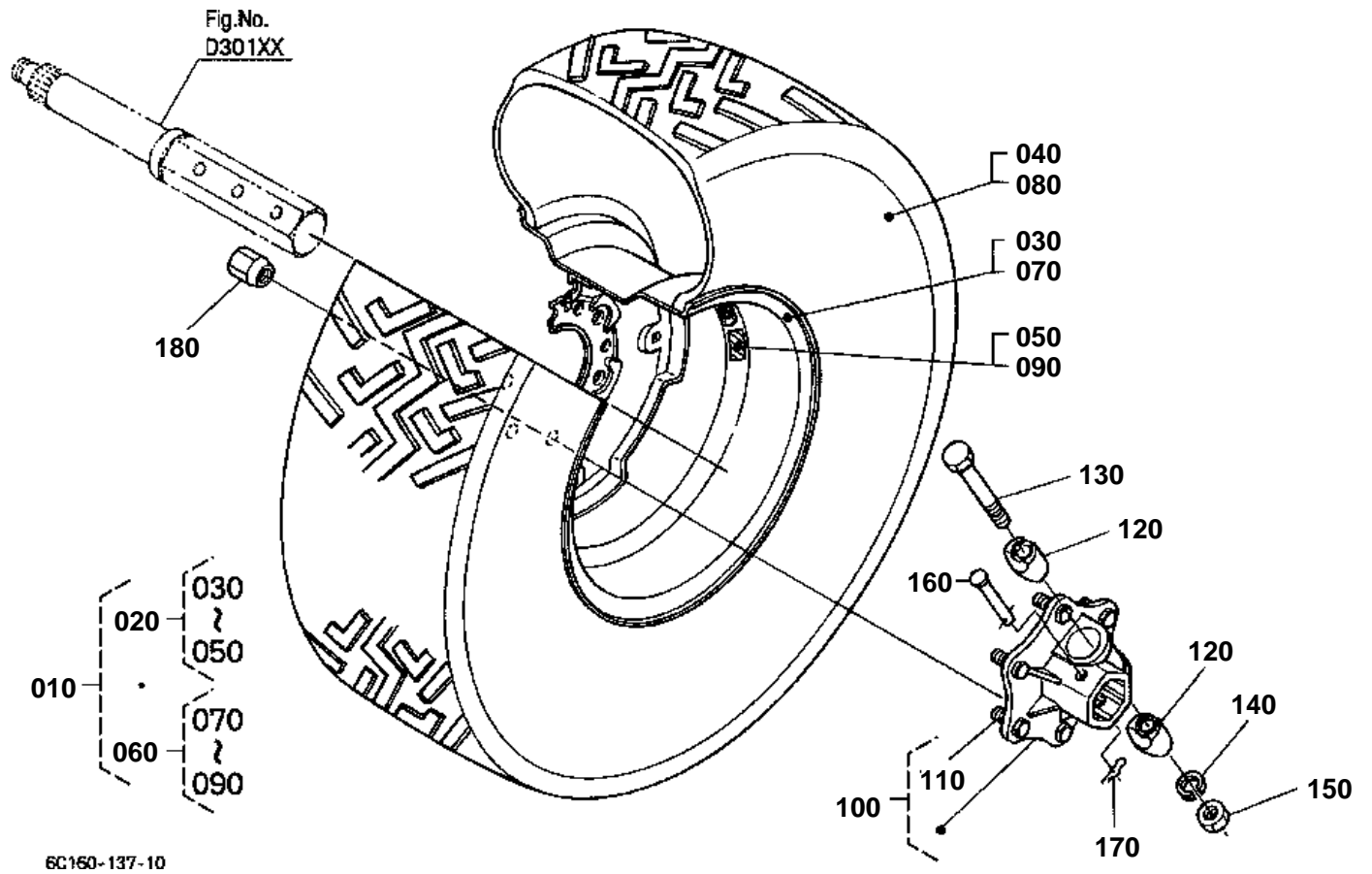


**REAR WHEEL(33\*12.5-15) [A] [CA]**

↔ Interchangeable; ≠ not interchangeable; ← new for old; → old for new

REF.No	Part No.	Description	Q'ty	S.No.	I/C	REMARKS	Weight (kgf)	Weight (lb)
010	6C040-50110	ASSY TIRE	1				0	0
020	6C040-50120	ASSY TIRE	2				0	0
030	6C040-50130	WHEEL	2				0	0
040	32550-45710	TIRE	2				0	0
050	6C040-50140	LABEL TIRE	2				0	0
060	6C040-17413	ASSY HUB WHEEL	2				2.6	5.72
070	66704-17313	BOLT	12				0.049	0.1078
080	6C040-17460	COTTER	4				0.17	0.374
090	01173-61600	BOLT	2				0.165	0.363
100	04512-60160	WASHER SPRING	2				0.01	0.022
110	02174-50160	NUT	2				0.022	0.0484
120	63733-17270	PIN WHEEL TUBE	2				0.05	0.11
130	62131-17290	PIN	2				0.003	0.0066
140	35340-11390	NUT	12				0.03	0.066

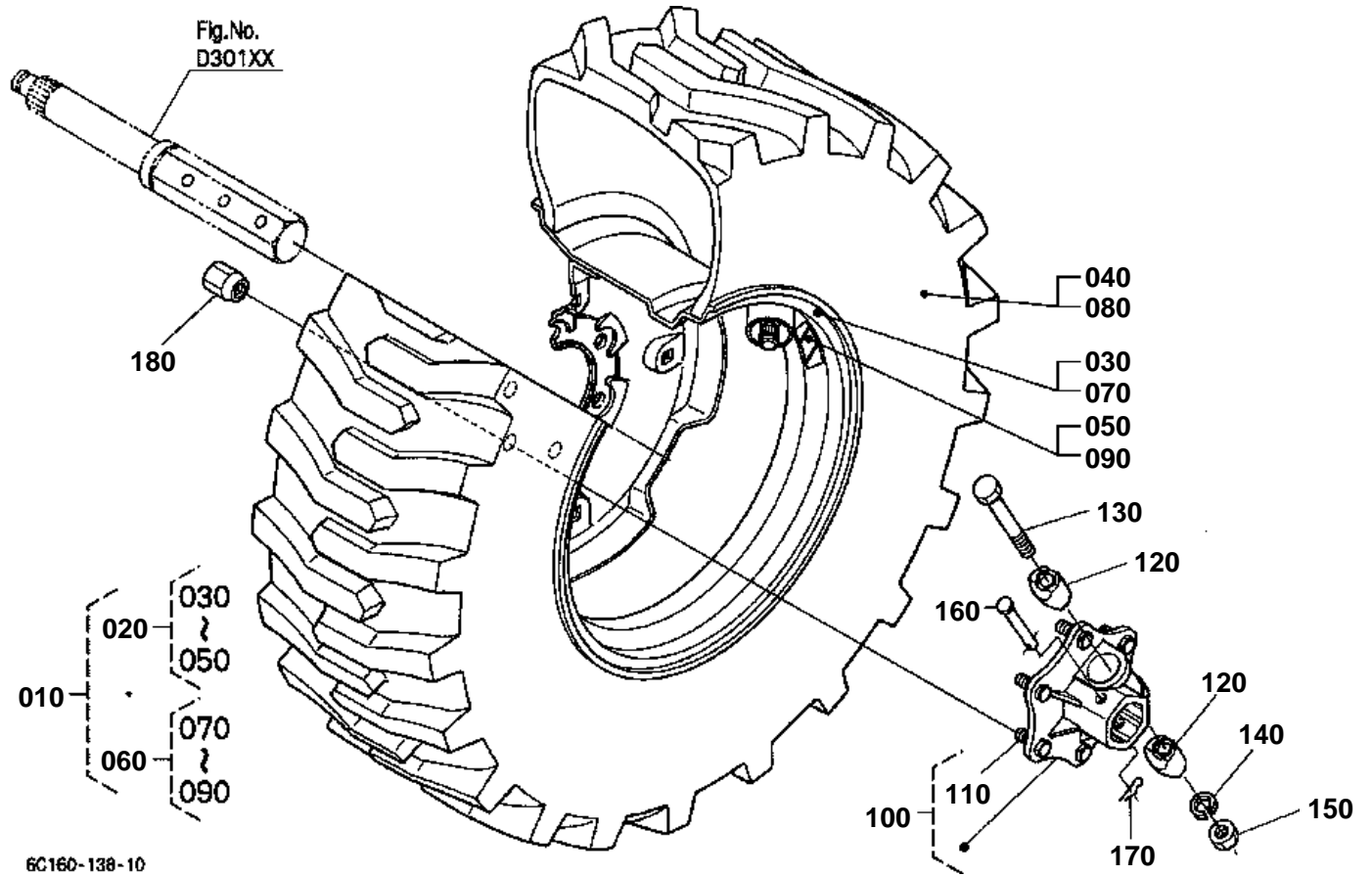




**REAR WHEEL(31\*15.5-15) [A] [CA]**

↔ Interchangeable; ≠ not interchangeable; ← new for old; → old for new

REF.No	Part No.	Description	Q'ty	S.No.	I/C	REMARKS	Weight (kgf)	Weight (lb)
010	66437-17610	ASSY TIRE	1				0	0
020	66437-17620	ASSY TIRE LH	1				0	0
030	35080-11540	WHEEL	1				0	0
040	66437-17630	TIRE	1				0	0
050	66437-17660	LABEL TIRE LH	1				0	0
060	66437-17650	ASSY TIRE RH	1				0	0
070	35080-11540	WHEEL	1				0	0
080	66437-17630	TIRE	1				0	0
090	66437-17670	LABEL TIRE RH	1				0	0
100	6C040-17413	ASSY HUB WHEEL	2				2.6	5.72
110	66704-17313	BOLT	12				0.049	0.1078
120	6C040-17460	COTTER	4				0.17	0.374
130	01173-61600	BOLT	2				0.165	0.363
140	04512-60160	WASHER SPRING	2				0.01	0.022
150	02174-50160	NUT	2				0.022	0.0484
160	63733-17270	PIN WHEEL TUBE	2				0.05	0.11
170	62131-17290	PIN	2				0.003	0.0066
180	35340-11390	NUT	12				0.03	0.066

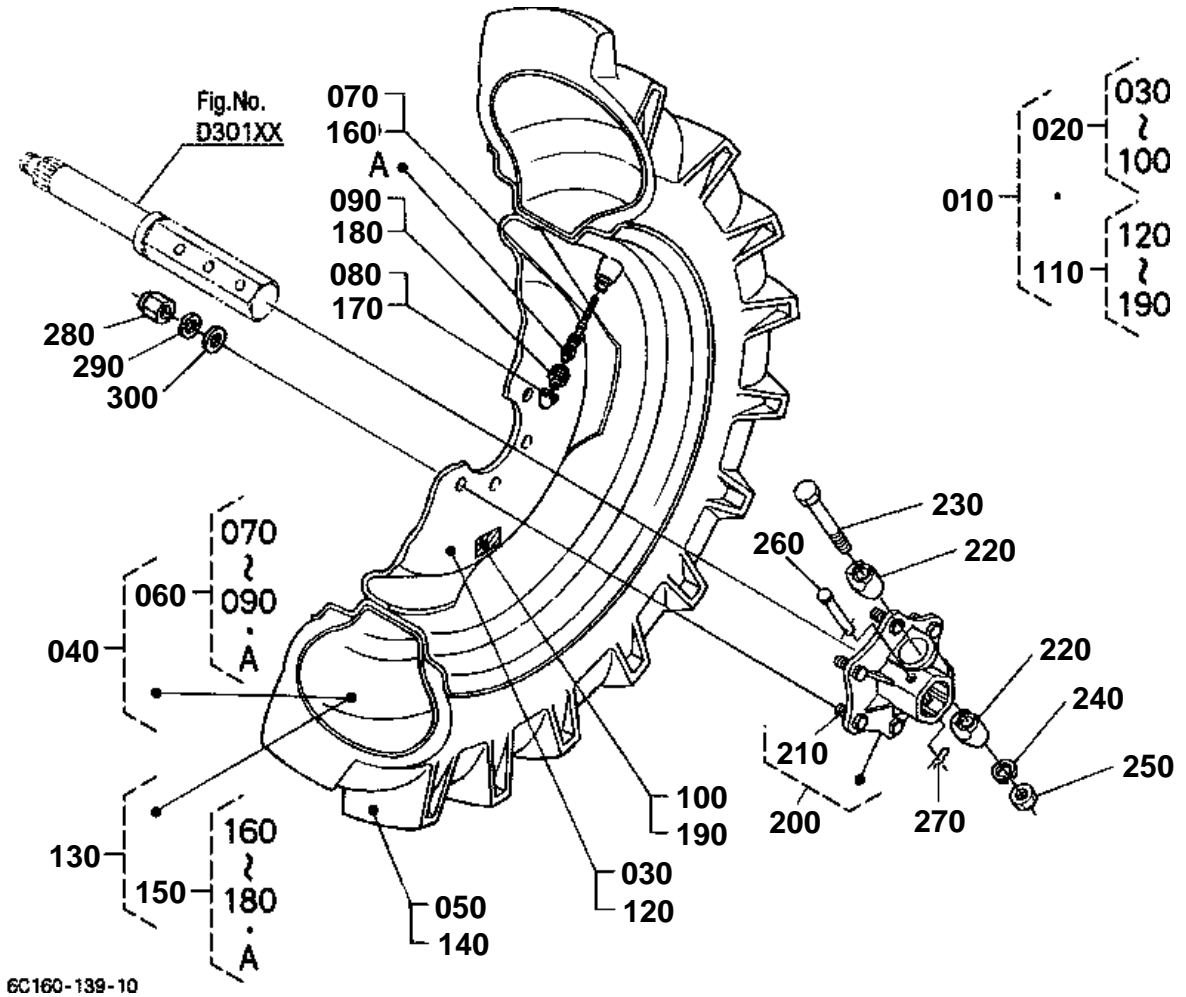


**REAR WHEEL(12-16.5) [A] [CA]**

↔ Interchangeable; ≠ not interchangeable; ← new for old; → old for new

REF.No	Part No.	Description	Q'ty	S.No.	I/C	REMARKS	Weight (kgf)	Weight (lb)
010	6C040-50710	ASSY TIRE	1				0	0
020	6C040-50720	ASSY TIRE LH	1				0	0
030	6C040-50740	WHEEL	1				0	0
040	6C040-50750	TIRE	1				0	0
050	6C040-50760	LABEL TIRE LH	1				0	0
060	6C040-50730	ASSY TIRE RH	1				0	0
070	6C040-50740	WHEEL	1				0	0
080	6C040-50750	TIRE	1				0	0
090	6C040-50770	LABEL TIRE RH	1				0	0
100	6C040-17413	ASSY HUB WHEEL	2				2.6	5.72
110	66704-17313	BOLT	12				0.049	0.1078
120	6C040-17460	COTTER	4				0.17	0.374
130	01173-61600	BOLT	2				0.165	0.363
140	04512-60160	WASHER SPRING	2				0.01	0.022
150	02174-50160	NUT	2				0.022	0.0484
160	63733-17270	PIN WHEEL TUBE	2				0.05	0.11
170	62131-17290	PIN	2				0.003	0.0066
180	35340-11390	NUT	12				0.03	0.066

REAR WHEEL(9.5-16) [EXCEPT [A] [CA]]

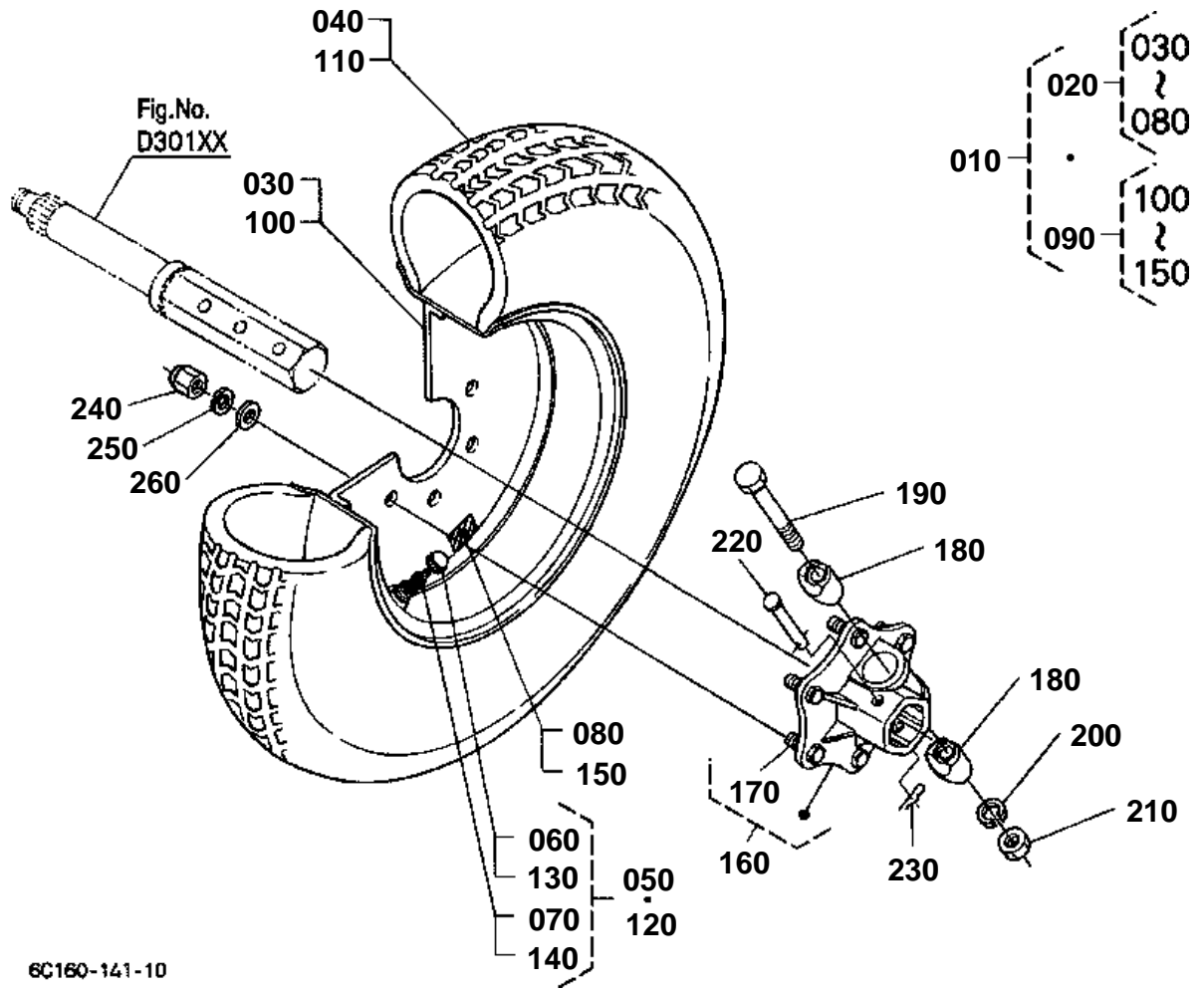




## REAR WHEEL(9.5-16) [EXCEPT [A] [CA]]

↔ Interchangeable; ≠ not interchangeable; ← new for old; → old for new

REF.No	Part No.	Description	Q'ty	S.No.	I/C	REMARKS	Weight (kgf)	Weight (lb)
010	66416-17500	ASSY REAR WHEEL	1				63	138.6
020	66416-17510	ASSY REAR WHEEL LH	1				32	70.4
030	66416-17520	WHEEL	1				12.5	27.5
040	96019-12120	TUBE	1				1.8	3.96
050	96019-12130	TIRE	1				17.4	38.28
060	32150-27700	HOUSING VALVE CORE	1				0.001	0.0022
070	32150-27740	CORE VALVE	1				0.003	0.0066
080	38240-11690	CAP VALVE	1				0.001	0.0022
090	32270-27710	NUT RIM	1				0.006	0.0132
100	66416-17530	LABEL LH	1				0.001	0.0022
110	66416-17540	ASSY REAR WHEEL RH	1				32	70.4
120	66416-17520	WHEEL	1				12.5	27.5
130	96019-12120	TUBE	1				1.8	3.96
140	96019-12130	TIRE	1				17.4	38.28
150	32150-27700	HOUSING VALVE CORE	1				0.001	0.0022
160	32150-27740	CORE VALVE	1				0.003	0.0066
170	38240-11690	CAP VALVE	1				0.001	0.0022
180	32270-27710	NUT RIM	1				0.006	0.0132
190	66416-17550	LABEL RH	1				0.001	0.0022
200	6C040-17413	ASSY HUB WHEEL	2				2.6	5.72
210	66704-17313	BOLT	12				0.049	0.1078
220	6C040-17460	COTTER	4				0.17	0.374
230	01173-61600	BOLT	2				0.165	0.363
240	04512-60160	WASHER SPRING	2				0.01	0.022
250	02174-50160	NUT	2				0.022	0.0484
260	63733-17270	PIN WHEEL TUBE	2				0.05	0.11
270	62131-17290	PIN	2				0.003	0.0066
280	35340-11390	NUT	12				0.03	0.066
290	04512-60140	WASHER SPRING	12				0.008	0.0176
300	04013-60140	WASHER PLAIN	12				0.01	0.022

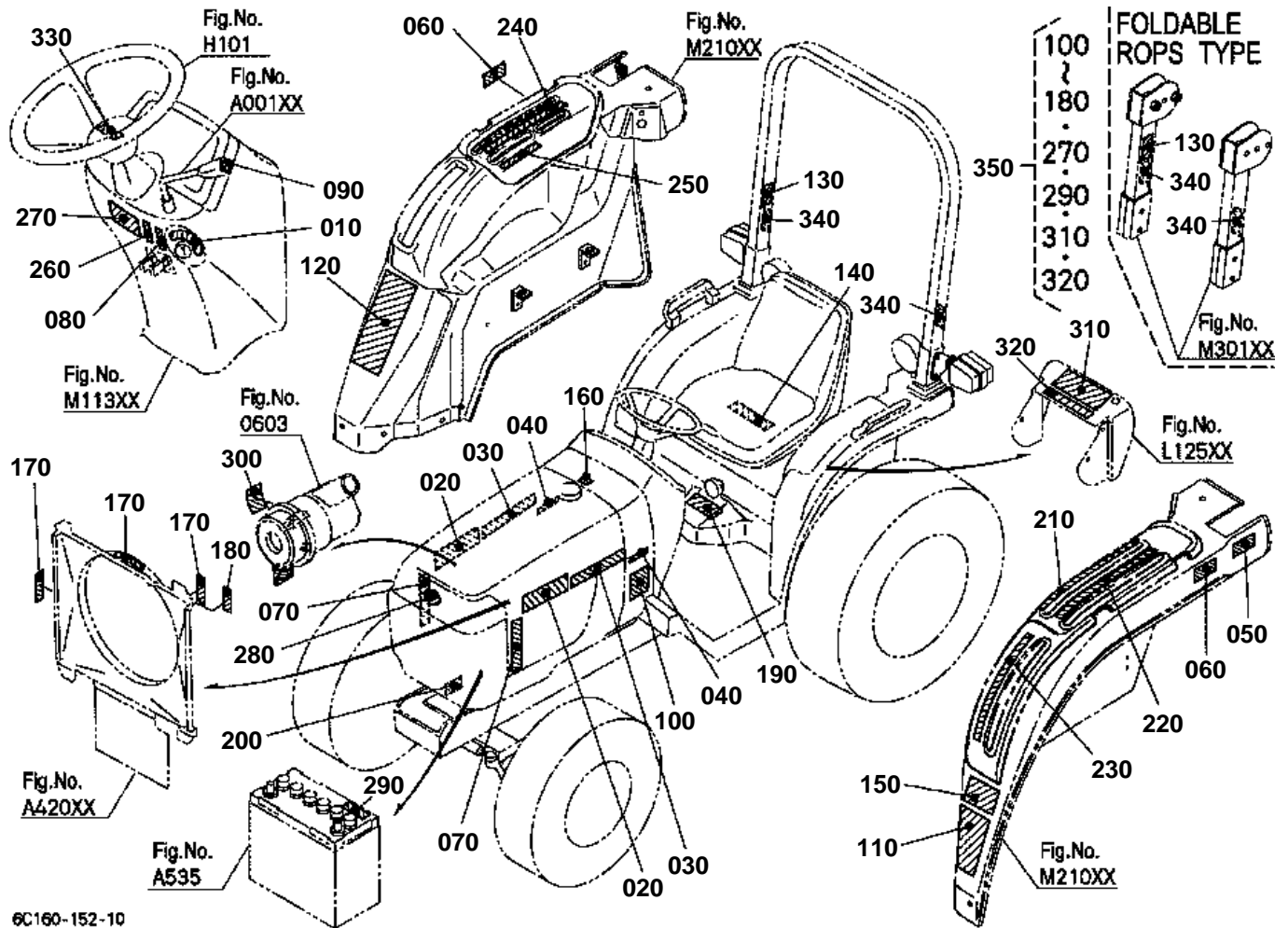


**REAR WHEEL(31\*13.5-15) [EXCEPT [A] [CA]]**

↔ Interchangeable; ≠ not interchangeable; ← new for old; → old for new

REF.No	Part No.	Description	Q'ty	S.No.	I/C	REMARKS	Weight (kgf)	Weight (lb)
010	66426-17700	ASSY REAR WHEEL	1				62	136.4
020	67405-17720	ASSY REAR WHEEL LH	1				31.5	69.3
030	66416-17720	WHEEL	1				13.5	29.7
040	96016-64130	TIRE	1				20	44
050	34159-11850	VALVE TIRE	1				0.013	0.0286
060	38240-11690	CAP VALVE	1				0.001	0.0022
070	32150-27740	CORE VALVE	1				0.003	0.0066
080	96016-64160	LABEL LH	1				0	0
090	67405-17750	ASSY REAR WHEEL RH	1				31.5	69.3
100	66416-17720	WHEEL	1				13.5	29.7
110	96016-64130	TIRE	1				20	44
120	34159-11850	VALVE TIRE	1				0.013	0.0286
130	38240-11690	CAP VALVE	1				0.001	0.0022
140	32150-27740	CORE VALVE	1				0.003	0.0066
150	96016-64170	LABEL RH	1				0	0
160	6C040-17413	ASSY HUB WHEEL	2				2.6	5.72
170	66704-17313	BOLT	12				0.049	0.1078
180	6C040-17460	COTTER	4				0.17	0.374
190	01173-61600	BOLT	2				0.165	0.363
200	04512-60160	WASHER SPRING	2				0.01	0.022
210	02174-50160	NUT	2				0.022	0.0484
220	63733-17270	PIN WHEEL TUBE	2				0.05	0.11
230	62131-17290	PIN	2				0.003	0.0066
240	35340-11390	NUT	12				0.03	0.066
250	04512-60140	WASHER SPRING	12				0.008	0.0176
260	04013-60140	WASHER PLAIN	12				0.01	0.022



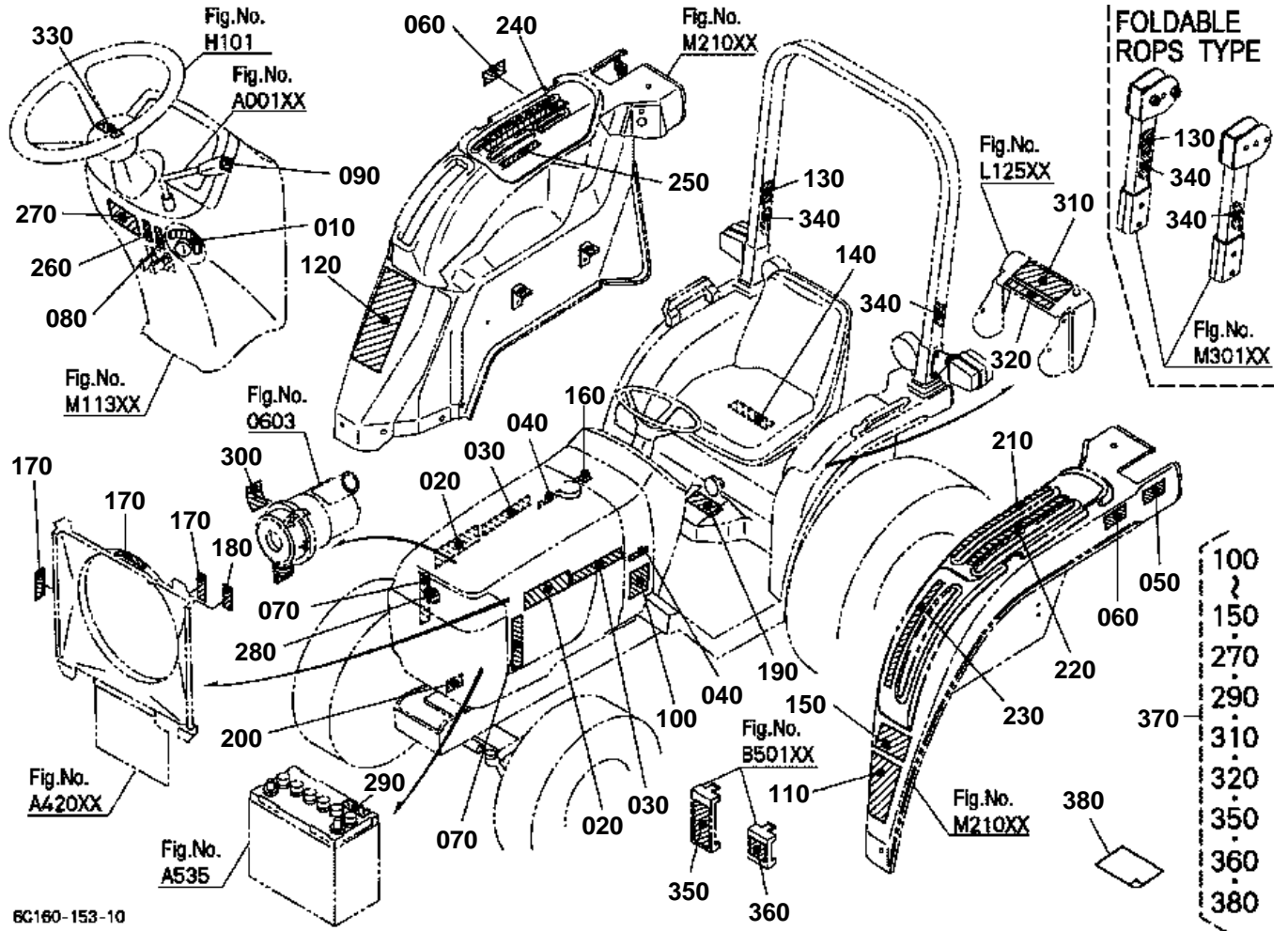


6C160-152-10



↔ Interchangeable; ≠ not interchangeable; ← new for old; → old for new

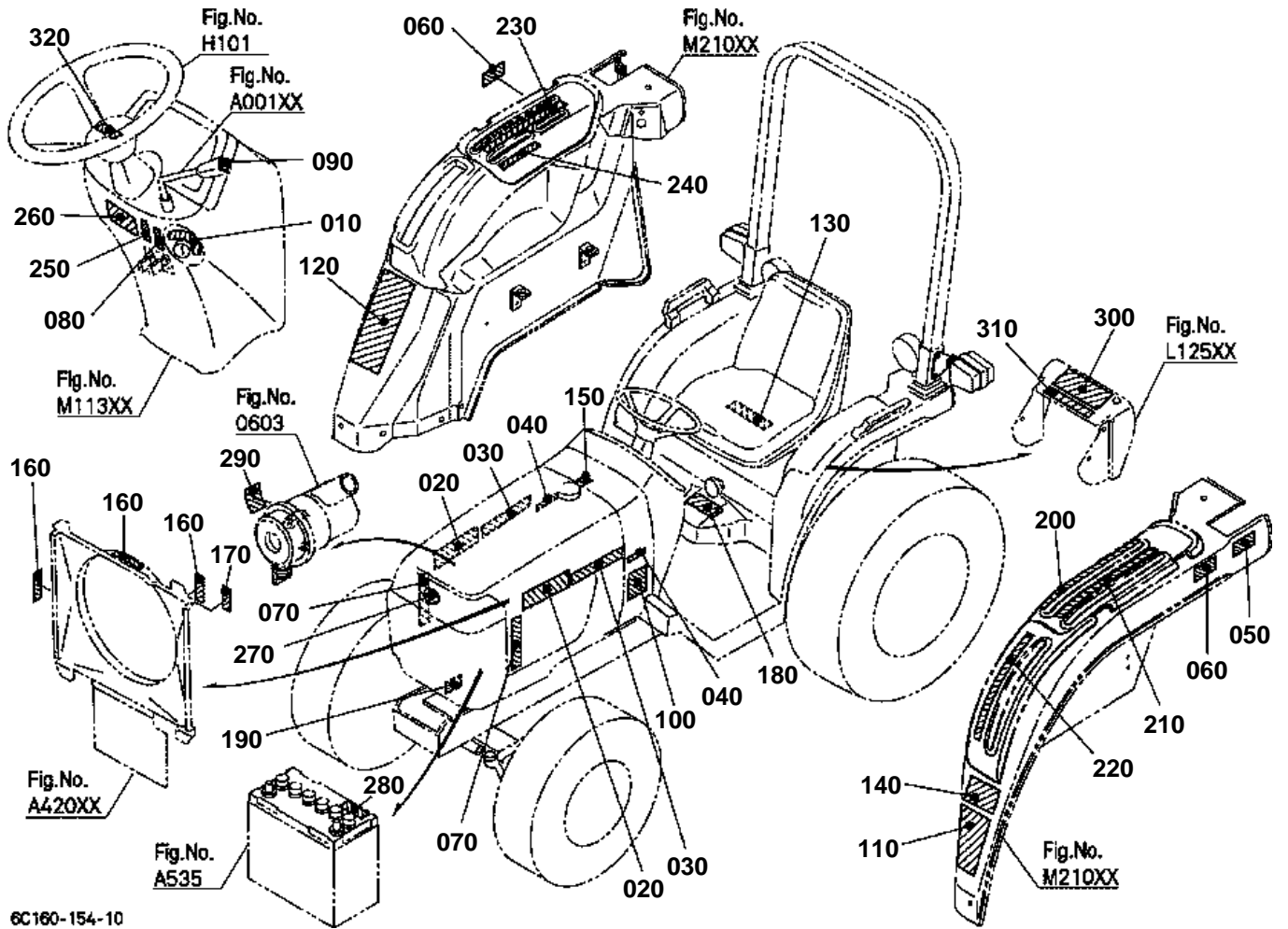
REF.No	Part No.	Description	Q'ty	S.No.	I/C	REMARKS	Weight (kgf)	Weight (lb)
010	6C070-47212	MARK MAIN SWITCH	1				0.001	0.0022
020	6C160-47270	MARK	2				0.007	0.0154
030	K2571-65120	LABEL KUBOTA	2				0.005	0.011
040	6C140-47520	MARK PS	2				0.001	0.0022
050	6C040-47530	MARK 4WD	1				0.001	0.0022
060	6C050-47550	MARK HST	2				0.001	0.0022
070	6A325-47380	MARK SKIRT	2				0.003	0.0066
080	6C040-47512	LABEL PARKING	1				0.001	0.0022
090	TA040-49370	MARK ACCEL.GRIP	1				0.001	0.0022
100	6C090-49650	LABEL START CAUTION	1				0.005	0.011
110	6C070-47422	LABEL SAFETY	1				0.005	0.011
120	TA040-49320	LABEL ROPS WARNING	1			RIGID ROPS TYPE	0.001	0.0022
120	TA240-98480	LABEL ROPS WARNING	1			FOLDABLE ROPS TYPE	0.005	0.011
130	6C140-47460	LABEL ROPS WARNING	1			RIGID ROPS TYPE	0.001	0.0022
130	3A111-95540	LABEL ROPS CAUTION	1			FOLDABLE ROPS TYPE	0.003	0.0066
140	6C120-47460	LABEL PTO	1				0.001	0.0022
150	6C120-47450	LABEL PTO	1				0.001	0.0022
160	6C040-47412	LABEL FILLER CAUTION	1				0.001	0.0022
170	6C090-49580	LABEL FAN WARNING	3				0.001	0.0022
180	6C090-49590	LABEL MUFFLER	1				0.005	0.011
190	6C050-47480	LABEL PEDAL	1				0.002	0.0044
200	99999-99999	NAME PLATE	1				0	0
210	6C120-47300	LABEL MID PTO	1				0.001	0.0022
220	6C120-47320	LABEL PTO	1				0.001	0.0022
230	6C130-47330	LABEL RANGE SHIFT	1				0.001	0.0022
240	6C190-47350	LABEL HYDRAULIC	1				0.001	0.0022
250	6C040-47362	LABEL 4WD	1				0.001	0.0022
260	6C050-47312	LABEL HST	1				0.001	0.0022
270	6C140-47430	LABEL PARKING	1			OUT OF USE	0.001	0.0022
270	6C150-47430	LABEL PARKING	1				0.002	0.0044
280	6A370-54180	MARK SYMBOL	1				0.009	0.0198
290	6C040-55590	LABEL BATTERY	1				0.001	0.0022
300	32721-58282	LABEL CAUTION	1				0.001	0.0022
310	TA040-49590	LABEL PTO WARNING	1				0.002	0.0044
320	6C140-47440	LABEL DRAWBAR	1				0.001	0.0022
330	6C040-41440	MARK STEERING	1				0.001	0.0022
340	6C140-54990	REFLECTOR LABEL	2				0.003	0.0066
350	6C120-47403	KIT LABEL SAFETY	1				0.01	0.022





↔ Interchangeable; ≠ not interchangeable; ← new for old; → old for new

REF.No	Part No.	Description	Q'ty	S.No.	I/C	REMARKS	Weight (kgf)	Weight (lb)
010	6C070-47212	MARK MAIN SWITCH	1				0.001	0.0022
020	6C160-47270	MARK	2				0.007	0.0154
030	K2571-65120	LABEL KUBOTA	2				0.005	0.011
040	6C140-47520	MARK PS	2				0.001	0.0022
050	6C040-47530	MARK 4WD	1				0.001	0.0022
060	6C050-47550	MARK HST	2				0.001	0.0022
070	6A325-47380	MARK SKIRT	2				0.003	0.0066
080	6C040-47512	LABEL PARKING	1				0.001	0.0022
090	TA040-49370	MARK ACCEL.GRIP	1				0.001	0.0022
100	6C091-49650	LABEL START CAUTION	1				0.01	0.022
110	6C071-47422	LABEL SAFETY	1				0.005	0.011
120	TA040-49150	LABEL ROPS WARNING	1			RIGID ROPS TYPE	0.003	0.0066
120	3A112-98480	LABEL ROPS WARNING	1			FOLDABLE ROPS TYPE	0.004	0.0088
130	6C141-47460	LABEL ROPS WARNING	1			RIGID ROPS TYPE	0.001	0.0022
130	3A112-95540	LABEL ROPS CAUTION	1			FOLDABLE ROPS TYPE	0.003	0.0066
140	6C121-47460	LABEL PTO	1				0.001	0.0022
150	6C121-47450	LABEL PTO	1				0.001	0.0022
160	6C040-47412	LABEL FILLER CAUTION	1				0.001	0.0022
170	6C090-49580	LABEL FAN WARNING	3				0.001	0.0022
180	6C090-49590	LABEL MUFFLER	1				0.005	0.011
190	6C050-47480	LABEL PEDAL	1				0.002	0.0044
200	99999-99999	NAME PLATE	1				0	0
210	6C120-47300	LABEL MID PTO	1				0.001	0.0022
220	6C120-47320	LABEL PTO	1				0.001	0.0022
230	6C130-47330	LABEL RANGE SHIFT	1				0.001	0.0022
240	6C190-47350	LABEL HYDRAULIC	1				0.001	0.0022
250	6C040-47362	LABEL 4WD	1				0.001	0.0022
260	6C050-47312	LABEL HST	1				0.001	0.0022
270	6C141-47430	LABEL PARKING WARNIN	1			OUT OF USE	0.002	0.0044
270	6C151-47430	LABEL PARKING WARNIN	1				0.002	0.0044
280	6A370-54180	MARK SYMBOL	1				0.009	0.0198
290	6C021-92120	LABEL BATTERY	1				0.001	0.0022
300	32721-58282	LABEL CAUTION	1				0.001	0.0022
310	TA041-49590	LABEL PTO WARNING	1				0.001	0.0022
320	6C141-47440	LABEL DRAWBAR	1				0.001	0.0022
330	6C040-41440	MARK STEERING	1				0.001	0.0022
340	6C140-54990	REFLECTOR LABEL	2				0.003	0.0066
350	6C191-92110	LABEL FUSE	1				0.001	0.0022
360	6C191-92120	LABEL FUSE	1				0.001	0.0022
360	6C101-92120	LABEL FUSE	1			OUT OF USE	0.001	0.0022
370	6C191-92100	KIT LABEL	1				0	0
380	6C191-92050	MANUAL INSTRUCTION	1				0	0



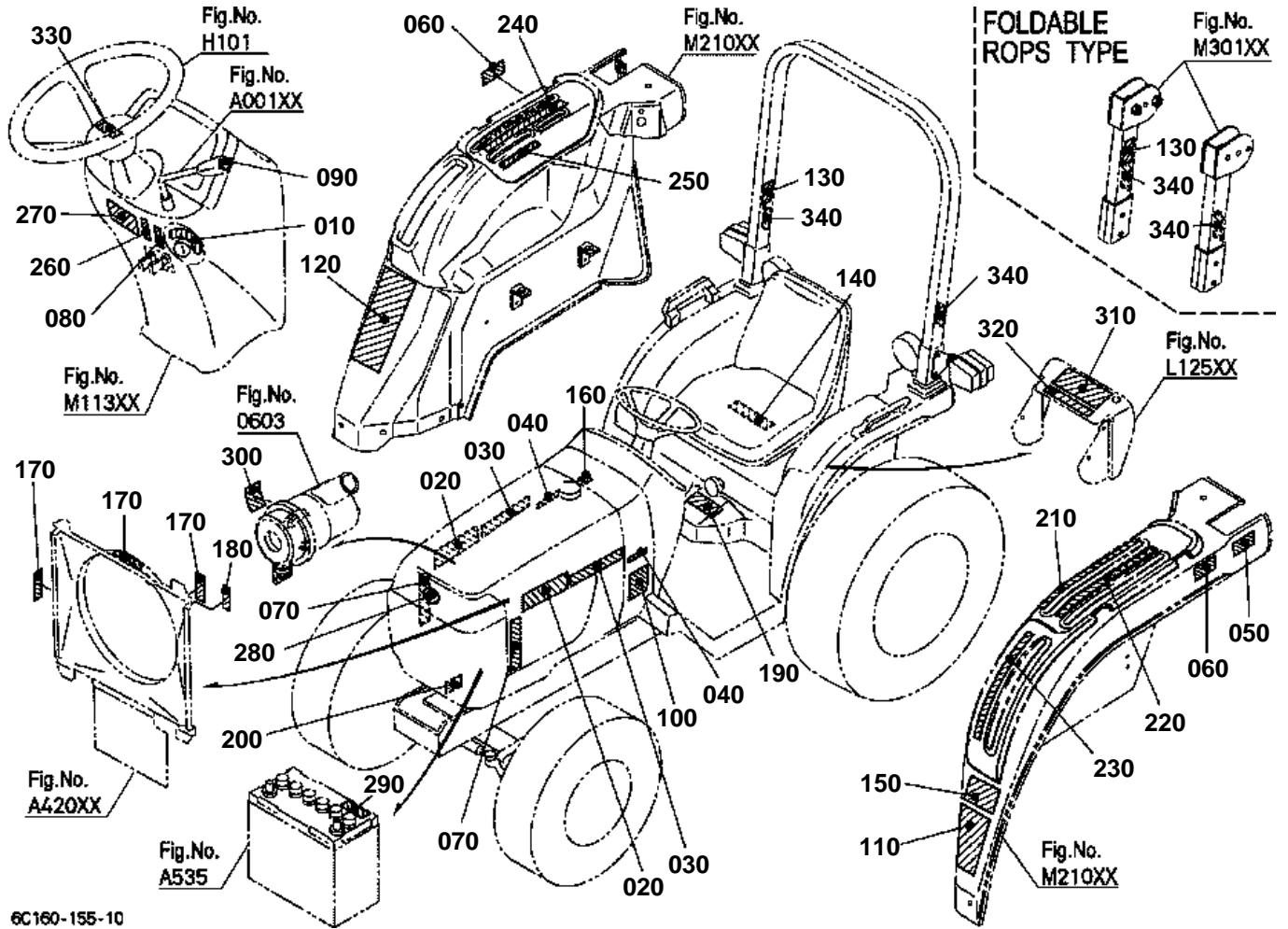
6C160-154-10



## LABEL [AU]

↔ Interchangeable; ≠ not interchangeable; ← new for old; → old for new

REF.No	Part No.	Description	Q'ty	S.No.	I/C	REMARKS	Weight (kgf)	Weight (lb)
010	6C070-47212	MARK MAIN SWITCH	1				0.001	0.0022
020	6C160-47270	MARK	2				0.007	0.0154
030	K2571-65120	LABEL KUBOTA	2				0.005	0.011
040	6C140-47520	MARK PS	2				0.001	0.0022
050	6C040-47530	MARK 4WD	1				0.001	0.0022
060	6C050-47550	MARK HST	2				0.001	0.0022
070	6A325-47380	MARK SKIRT	2				0.003	0.0066
080	6C040-47512	LABEL PARKING	1				0.001	0.0022
090	TA040-49370	MARK ACCEL.GRIP	1				0.001	0.0022
100	6C090-49650	LABEL START CAUTION	1				0.005	0.011
110	6C070-47422	LABEL SAFETY	1				0.005	0.011
120	TA040-49320	LABEL ROPS WARNING	1				0.001	0.0022
130	6C120-47460	LABEL PTO	1				0.001	0.0022
140	6C120-47450	LABEL PTO	1				0.001	0.0022
150	6C040-47412	LABEL FILLER CAUTION	1				0.001	0.0022
160	6C090-49580	LABEL FAN WARNING	3				0.001	0.0022
170	6C090-49590	LABEL MUFFLER	1				0.005	0.011
180	6C050-47480	LABEL PEDAL	1				0.002	0.0044
190	99999-99999	NAME PLATE	1				0	0
200	6C120-47300	LABEL MID PTO	1				0.001	0.0022
210	6C120-47320	LABEL PTO	1				0.001	0.0022
220	6C130-47330	LABEL RANGE SHIFT	1				0.001	0.0022
230	6C190-47350	LABEL HYDRAULIC	1				0.001	0.0022
240	6C040-47362	LABEL 4WD	1				0.001	0.0022
250	6C050-47312	LABEL HST	1				0.001	0.0022
260	6C150-47430	LABEL PARKING	1				0.002	0.0044
270	6A370-54180	MARK SYMBOL	1				0.009	0.0198
280	6C040-55590	LABEL BATTERY	1				0.001	0.0022
290	32721-58282	LABEL CAUTION	1				0.001	0.0022
300	TA040-49590	LABEL PTO WARNING	1				0.002	0.0044
310	6C140-47440	LABEL DRAWBAR	1				0.001	0.0022
320	6C040-41440	MARK STEERING	1				0.001	0.0022



6C160-155-10



LABEL [NZ]

↔ Interchangeable; ≠ not interchangeable; ← new for old; → old for new

REF.No	Part No.	Description	Q'ty	S.No.	I/C	REMARKS	Weight (kgf)	Weight (lb)
010	6C070-47212	MARK MAIN SWITCH	1				0.001	0.0022
020	6C160-47270	MARK	2				0.007	0.0154
030	K2571-65120	LABEL KUBOTA	2				0.005	0.011
040	6C140-47520	MARK PS	2				0.001	0.0022
050	6C040-47530	MARK 4WD	1				0.001	0.0022
060	6C050-47550	MARK HST	2				0.001	0.0022
070	6A325-47380	MARK SKIRT	2				0.003	0.0066
080	6C040-47512	LABEL PARKING	1				0.001	0.0022
090	TA040-49370	MARK ACCEL.GRIP	1				0.001	0.0022
100	6C090-49650	LABEL START CAUTION	1				0.005	0.011
110	6C070-47422	LABEL SAFETY	1				0.005	0.011
120	TA040-49320	LABEL ROPS WARNING	1			RIGID ROPS TYPE	0.001	0.0022
120	TA240-98480	LABEL ROPS WARNING	1			FOLDABLE ROPS TYPE	0.005	0.011
130	6C140-47460	LABEL ROPS WARNING	1			RIGID ROPS TYPE	0.001	0.0022
130	3A111-95540	LABEL ROPS CAUTION	1			FOLDABLE ROPS TYPE	0.003	0.0066
140	6C120-47460	LABEL PTO	1				0.001	0.0022
150	6C120-47450	LABEL PTO	1				0.001	0.0022
160	6C040-47412	LABEL FILLER CAUTION	1				0.001	0.0022
170	6C090-49580	LABEL FAN WARNING	3				0.001	0.0022
180	6C090-49590	LABEL MUFFLER	1				0.005	0.011
190	6C050-47480	LABEL PEDAL	1				0.002	0.0044
200	99999-99999	NAME PLATE	1				0	0
210	6C120-47300	LABEL MID PTO	1				0.001	0.0022
220	6C120-47320	LABEL PTO	1				0.001	0.0022
230	6C130-47330	LABEL RANGE SHIFT	1				0.001	0.0022
240	6C190-47350	LABEL HYDRAULIC	1				0.001	0.0022
250	6C040-47362	LABEL 4WD	1				0.001	0.0022
260	6C050-47312	LABEL HST	1				0.001	0.0022
270	6C150-47430	LABEL PARKING	1				0.002	0.0044
280	6A370-54180	MARK SYMBOL	1				0.009	0.0198
290	6C040-55590	LABEL BATTERY	1				0.001	0.0022
300	32721-58282	LABEL CAUTION	1				0.001	0.0022
310	TA040-49590	LABEL PTO WARNING	1				0.002	0.0044
320	6C140-47440	LABEL DRAWBAR	1				0.001	0.0022
330	6C040-41440	MARK STEERING	1				0.001	0.0022
340	6C140-54990	REFLECTOR LABEL	2				0.003	0.0066



**ACCESSORIES AND SERVICE PARTS  
ACCESSOIRES ET PIECES DE SERVICE  
SONTIGES ZUBEHOER UND SERVICE-TEILE**

TITLE-001-10

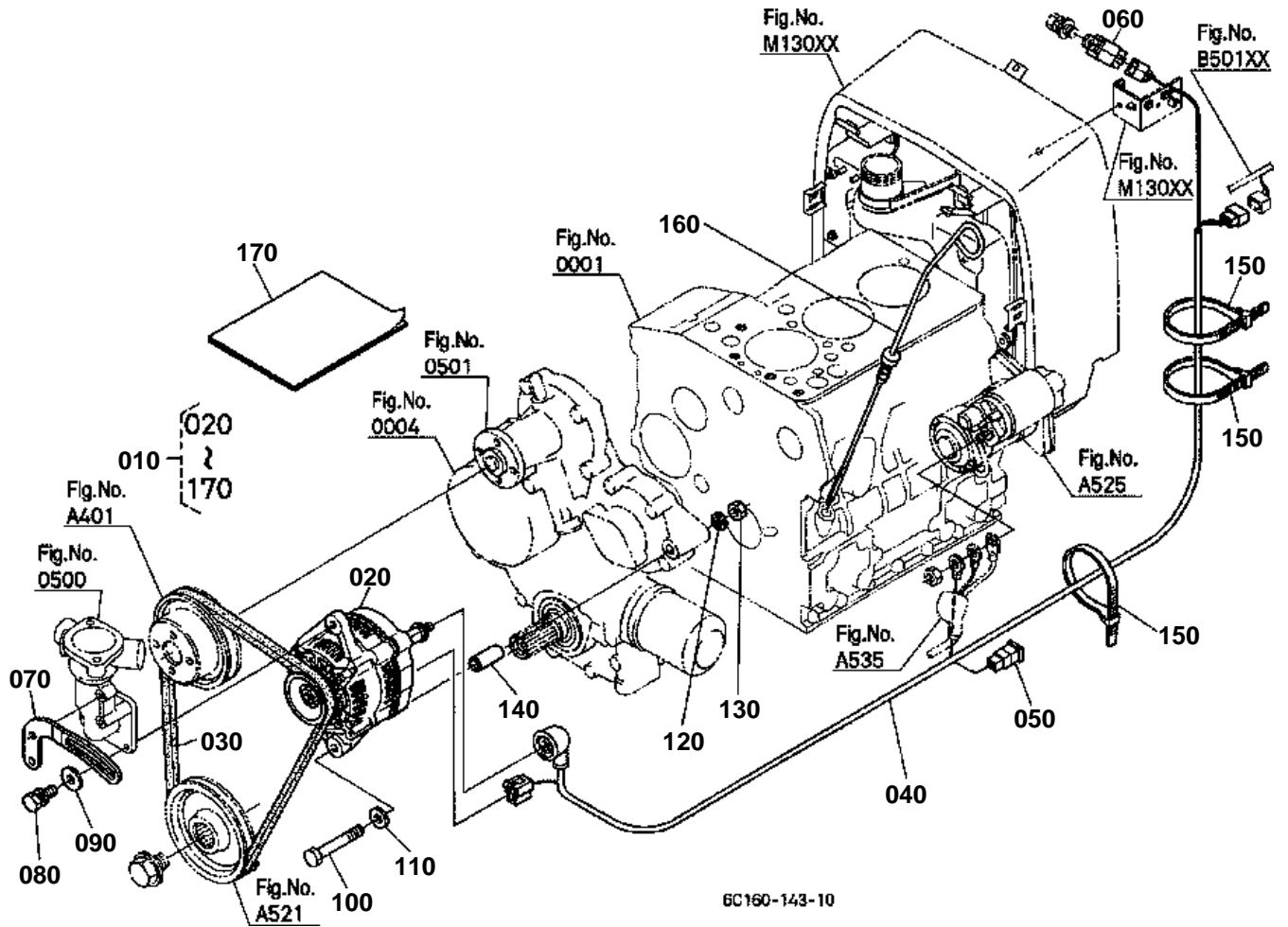


ACCESSORIES AND SERVICE PARTS

↔ Interchangeable; ≠ not interchangeable; ← new for old; → old for new

REF.No	Part No.	Description	Q'ty	S.No.	I/C	REMARKS	Weight (kgf)	Weight (lb)
010	6C190-63110	OPERATOR'S MANUAL	1			ENGLISH	0.19	0.418
010	6C191-92050	OPERATOR'S MANUAL	1			FRENCH	0	0
020	15241-86612	WRENCH FILTER	1				0.115	0.253
030	1G111-65720	FUSE	1			30A	0.009	0.0198
040	67401-62930	ASSY SPACER CLUTCH	1				0.03	0.066
060	67401-62950	LABEL CLUTCH SPACER	1				0.002	0.0044
070	66416-62920	ASSY BAG SPARE FUSE	1				0.01	0.022
080	66416-62930	FUSE AUTO	2			15A	0	0
080	35820-75560	FUSE AUTO	2		↔	15A	0.002	0.0044
090	04013-60120	WASHER PLAIN	12			FOR FRONT WHEEL	0.01	0.022
100	04512-60120	WASHER SPRING	12			FOR FRONT WHEEL	0.005	0.011
110	02176-50120	NUT	12			FOR FRONT WHEEL	0.01	0.022
120	35340-11390	NUT	12			FOR REAR WHEEL	0.03	0.066
130	04512-60140	WASHER SPRING	12			FOR REAR WHEEL	0.008	0.0176
140	04013-60140	WASHER PLAIN	12			[EXCEPT[A][CA]] FOR REAR WHEEL [EXCEPT[A][CA]]	0.01	0.022

ALTERNATOR KIT [OPTION]

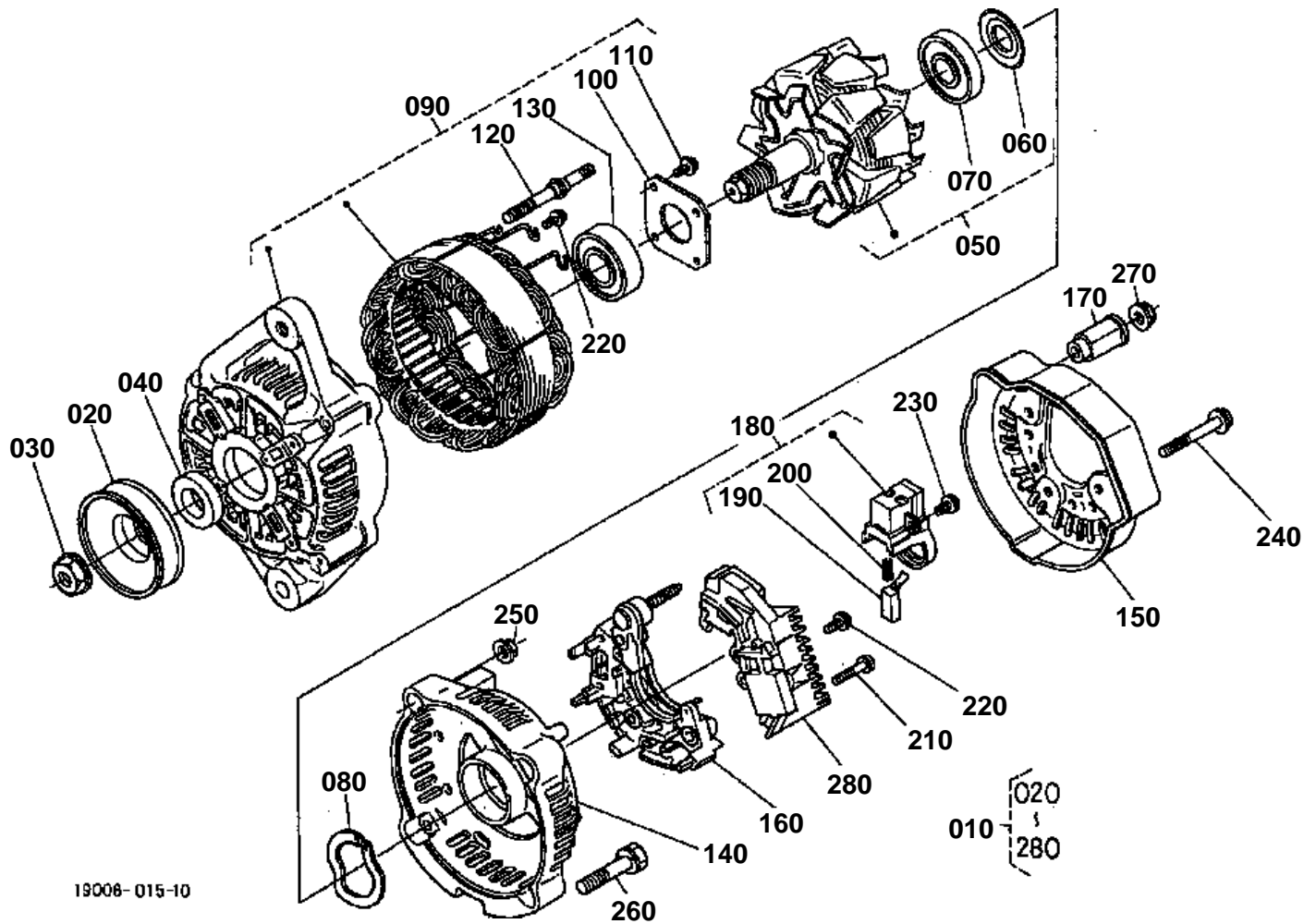


**ALTERNATOR KIT [OPTION]**

↔ Interchangeable; ≠ not interchangeable; ← new for old; → old for new

REF.No	Part No.	Description	Q'ty	S.No.	I/C	REMARKS	Weight (kgf)	Weight (lb)
010	6C040-95300	KIT ALTERNATOR	1			NOT SALE	0	0
020	16241-64012	ASSY ALTERNATOR	1				3	6.6
030	14911-97010	V BELT	1				0.084	0.1848
040	6C040-95310	ASSY WIRE HARNESS	1				0.12	0.264
050	17478-60080	FUSE	1			50A	0.008	0.0176
060	68881-53540	COMP.RELAY	1				0.04	0.088
070	16241-64420	STAY DYNAMO	1				0.095	0.209
080	01123-50825	BOLT	1				0.013	0.0286
090	04015-60080	WASHER PLAIN	1				0.01	0.022
100	01173-51085	BOLT	1				0.051	0.1122
110	04011-50100	WASHER PLAIN	1				0.002	0.0044
120	04512-60100	WASHER SPRING	1				0.002	0.0044
130	02176-50100	NUT	1				0.005	0.011
140	6C040-95330	COLLAR ALTERNATOR	1				0.031	0.0682
150	53581-64150	BAND CORD	3				0.002	0.0044
160	16224-36410	GAUGE OIL	1				0.057	0.1254
170	6C040-95340	MANUAL ALTERNATOR K.	1				0.009	0.0198

ALTERNATOR [COMPONENT PARTS] [OPTION]



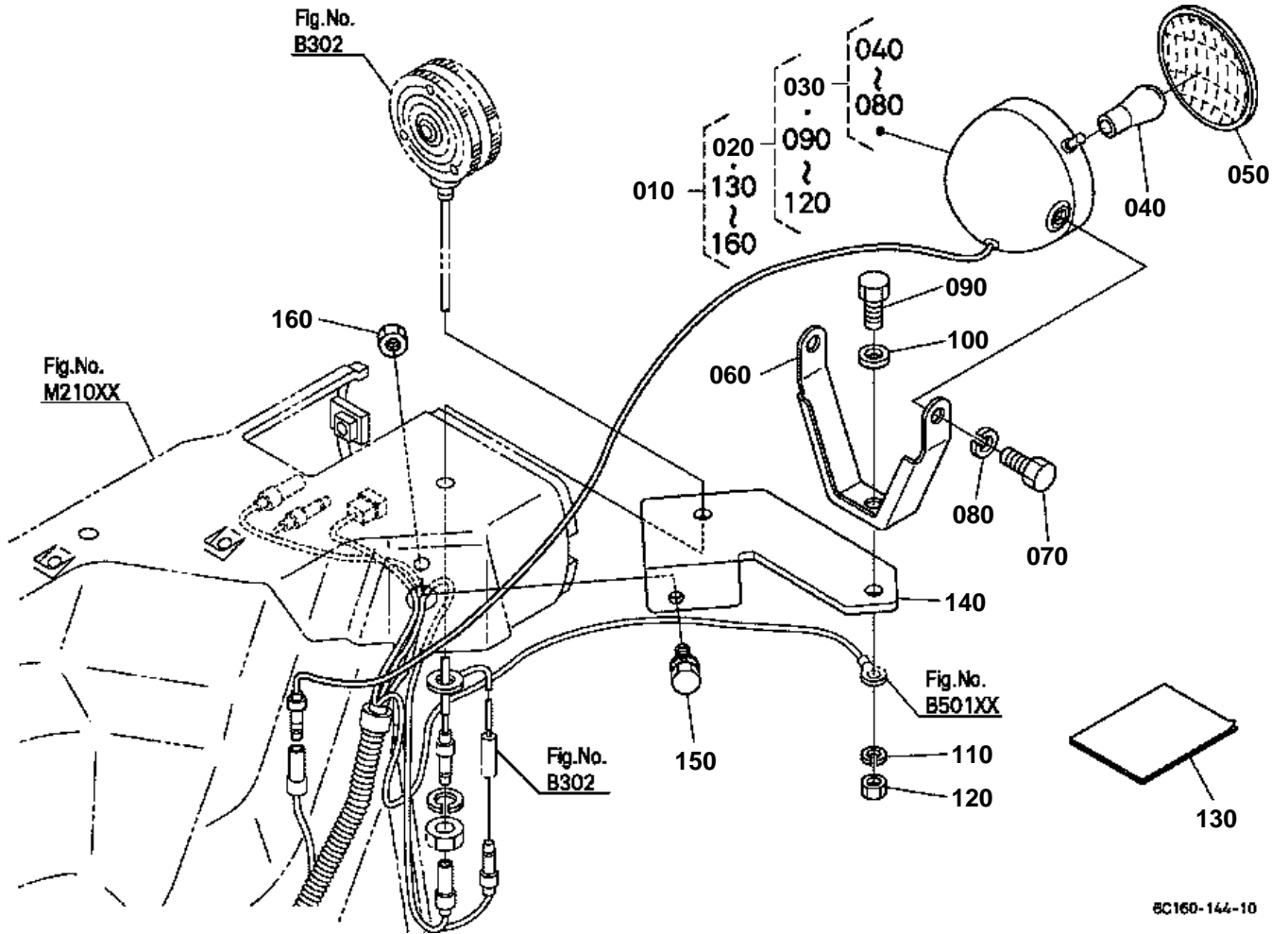


## ALTERNATOR [COMPONENT PARTS] [OPTION]

↔ Interchangeable; ≠ not interchangeable; ← new for old; → old for new

REF.No	Part No.	Description	Q'ty	S.No.	I/C	REMARKS	Weight (kgf)	Weight (lb)
010	16241-64012	ASSY ALTERNATOR	1				3	6.6
020	15881-64110	PULLEY DYNAMO	1				0.16	0.352
030	15881-92010	NUT	1				0.02	0.044
040	15881-64150	COLLAR	1				0.004	0.0088
050	66436-64040	ROTOR	1				1.2	2.64
060	15881-64800	COVER BEARING	1				0.001	0.0022
070	16652-64770	BEARING BALL	1				0.045	0.099
080	15881-64810	WASHER THRUST	1				0.002	0.0044
090	66436-64020	FRAME DRIVE END	1				1.11	2.442
100	15881-64710	PLATE RETAINER	1				0.01	0.022
110	15881-93010	SCREW ROUND HEAD	4				0.003	0.0066
120	15881-64260	BOLT THROUGH	2				0.01	0.022
130	16652-64780	BEARING BALL	1				0.05	0.11
140	16231-64060	FRAME END	1				0.17	0.374
150	16231-64230	COVER END	1				0.035	0.077
160	16231-64850	ASSY RECTIFIER	1				0.18	0.396
170	16241-64900	BUSH INSULATION	1				0.007	0.0154
180	16652-64310	HOLDER BRUSH	1				0.025	0.055
190	15881-64090	BRUSH	2				0.002	0.0044
200	15881-64330	SPRING BRUSH	2				0.002	0.0044
210	15881-93020	SCREW ROUND HEAD	2				0.005	0.011
220	15881-93030	SCREW ROUND HEAD	6				0.003	0.0066
230	15881-93040	SCREW ROUND HEAD	1				0.003	0.0066
240	15881-91040	BOLT	3				0.005	0.011
250	15881-92020	NUT	2				0.02	0.044
260	15881-91050	BOLT	2				0.01	0.022
270	14182-92030	NUT	1				0.003	0.0066
280	1K531-64600	ASSY REGULATOR	1				0.08	0.176

WORKING LIGHT KIT [OPTION]



8C160-144-10

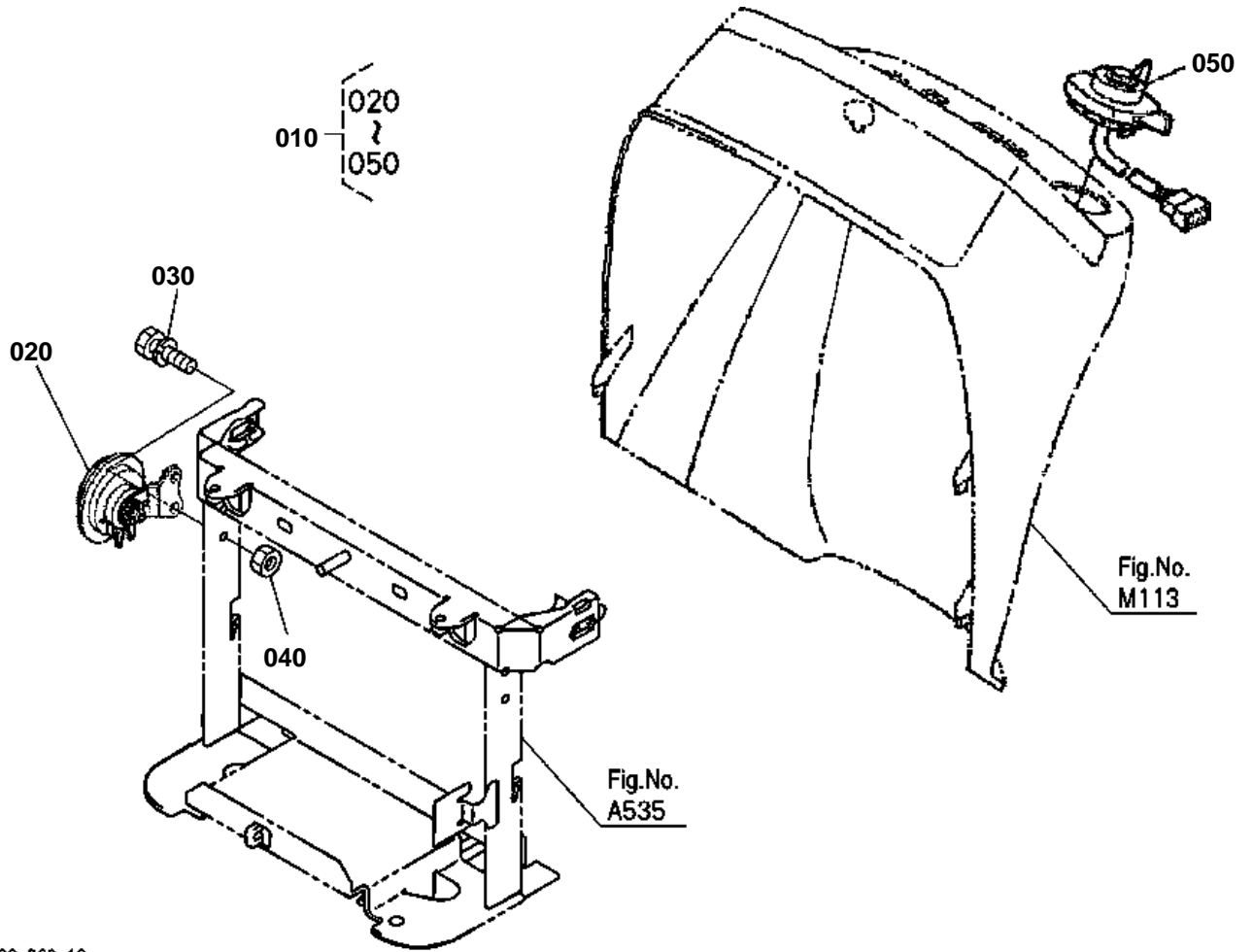


## WORKING LIGHT KIT [OPTION]

↔ Interchangeable; ≠ not interchangeable; ← new for old; → old for new

REF.No	Part No.	Description	Q'ty	S.No.	I/C	REMARKS	Weight (kgf)	Weight (lb)
010	6C040-95503	KIT LIGHT WORKING	1				0.86	1.892
020	35871-97600	ASSY LIGHT WORKING	1				0.88	1.936
030	35871-75900	ASSY LIGHT WORKING	1				0.85	1.87
040	68331-53360	BULB	1			35W	0.015	0.033
050	68331-53310	LENS	1				0.15	0.33
060	35861-75910	STAY WORKING LAMP 4	1			NOT SALE	0.25	0.55
070	01153-50820	BOLT	2				0.012	0.0264
080	04512-60080	WASHER SPRING	2				0.002	0.0044
090	01173-51020	BOLT	1				0.017	0.0374
100	04013-60100	WASHER PLAIN	1				0.003	0.0066
110	04512-60100	WASHER SPRING	1				0.002	0.0044
120	02118-50100	NUT	1				0.005	0.011
130	6C040-95513	MANUAL ASSEMBLY	1				0.004	0.0088
140	6C040-95530	STAY WORKING LIGHT	1				0.44	0.968
150	01123-50820	BOLT	1				0.011	0.0242
160	02114-50080	NUT	1				0.005	0.011





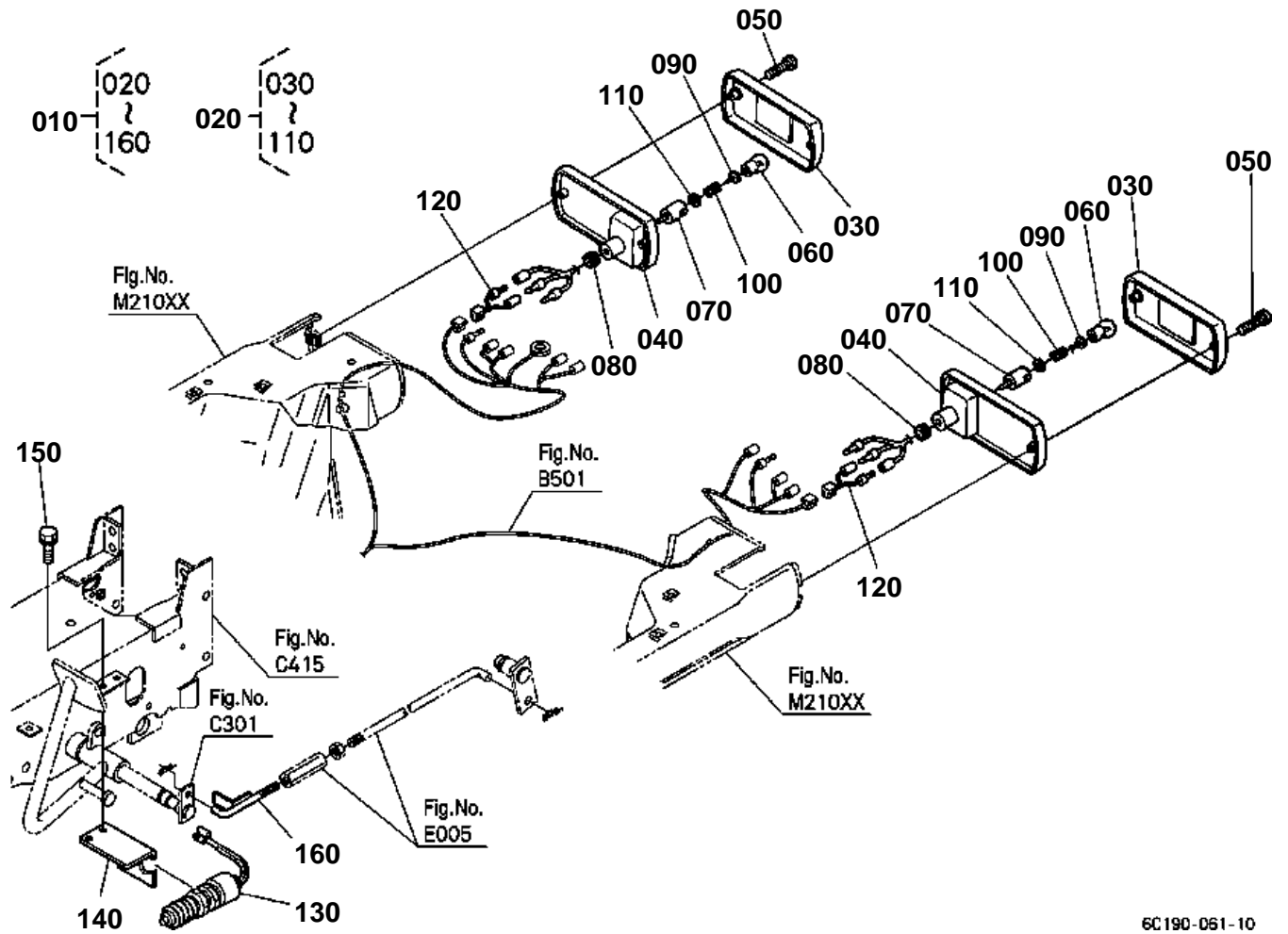
6C190-060-10



# HORN KIT [OPTION] [AU] [NZ]

↔ Interchangeable; ≠ not interchangeable; ← new for old; → old for new

REF.No	Part No.	Description	Q'ty	S.No.	I/C	REMARKS	Weight (kgf)	Weight (lb)
010	6C165-93200	KIT HORN	1				0.125	0.275
020	6A100-30850	ASSY HORN	1				0.149	0.3278
030	01025-50616	BOLT	2				0.005	0.011
040	02014-50060	NUT	2				0.002	0.0044
050	6A100-30810	SWITCH COMBINATION	1				0.082	0.1804



6C190-061-10

**BRAKE LAMP KIT [OPITON] [AU] [NZ]**

↔ Interchangeable; ≠ not interchangeable; ← new for old; → old for new

REF.No	Part No.	Description	Q'ty	S.No.	I/C	REMARKS	Weight (kgf)	Weight (lb)
010	6C165-93100	KIT LAMP BRAKE	1				1.162	2.5564
020	6C080-55490	ASSY LIGHT TAIL	2				0.21	0.462
030	6C040-92200	ASSY LENS	2				0.1	0.22
040	6C040-92120	BODY	2				0.065	0.143
050	6C040-92140	SCREW	4				0.007	0.0154
060	6C080-92150	BULB	2			5/21W	0.01	0.022
070	6C040-92160	SOCKET	2				0.007	0.0154
080	6C040-92170	BUSH RUBBER	2				0.001	0.0022
090	6C040-92180	INSULATOR	2				0.001	0.0022
100	6C040-92190	SPRING	2				0.001	0.0022
110	6C040-92210	WASHER	2				0.001	0.0022
120	6C165-93150	WIRE HARNESS	2				0.001	0.0022
130	6C080-31010	SWITCH BRAKE LIGHT	1				0.092	0.2024
140	6C042-42390	STAY BRAKE SWITCH	1				0.26	0.572
150	01123-50820	BOLT	1				0.011	0.0242
160	6C042-42353	ROD BRAKE FRONT	1				0.118	0.2596