

Instructions for Parts Books

The heading at the top of the page will be the same for the picture of the parts at it is for the page with the part numbers.

Definition of column headings on part number pages:

REF.No → The number referring to the part on the picture page of the parts book.

Part No. → The number assigned to this part at the time of printing the parts book.

Description → Discription of part.

Q'ty → Quantity of part used on that page.

S.No. → Serial number range of the equipment that this part will fit.

>= Your serial number should be greater than or equal to the number shown.

<= Your serial number should be lesser than or equal to the serial number shown.

I/C → Interchangeability of part shown.

↔ The part shown will work for the older and later serial number.

The part shown is not interchangeable with the other serial number.

← new for old

→ old for new

Remarks → Notes about this particulart part. Sometimes this may say except [FR] or [CA]

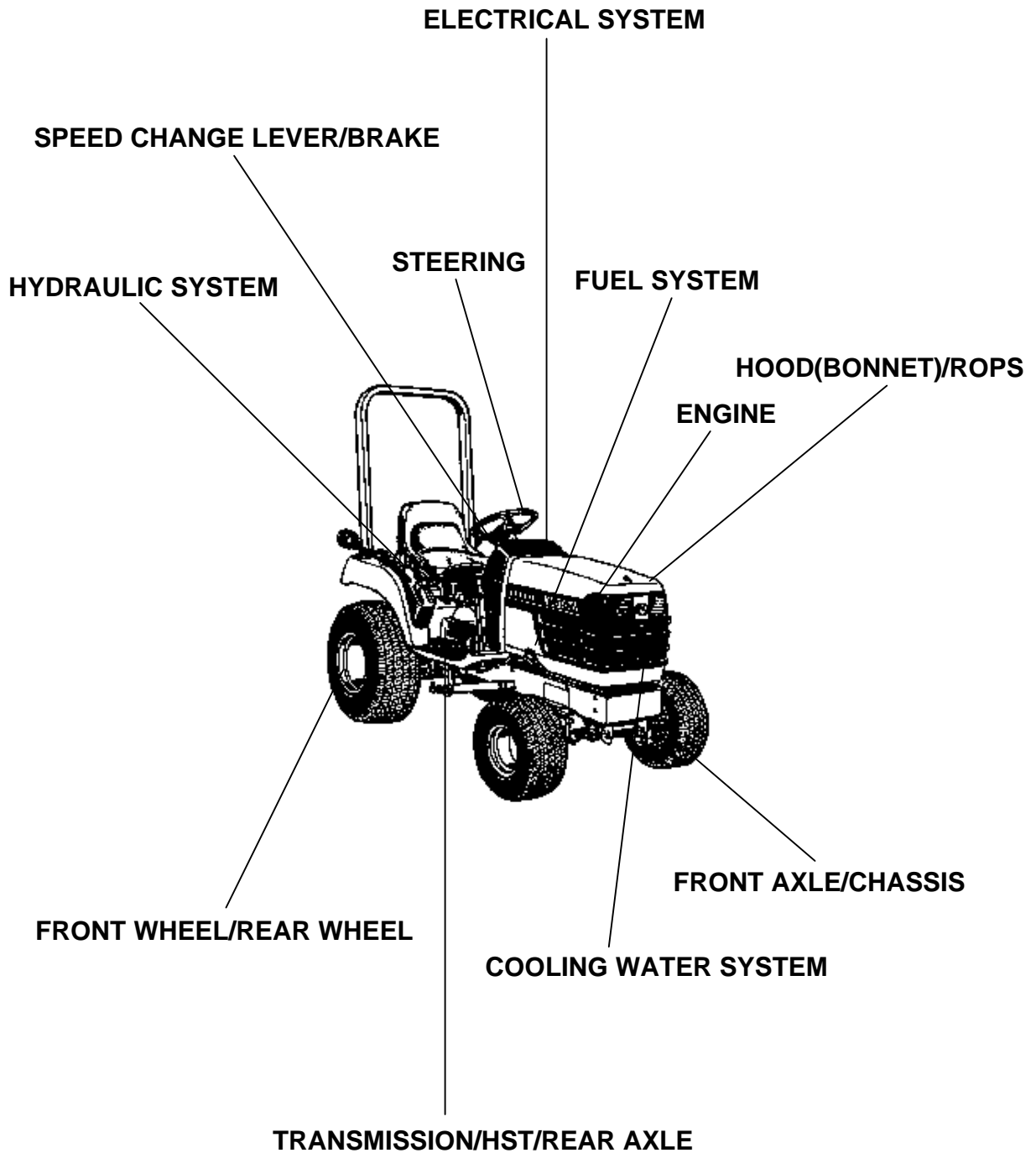
Note about Country Codes:

The parts books we use in the United States of America may also contain information about a part that would be different in another country. It is important that you are aware of the country codes in some instances.

Symbol	Country
A	United States of America
CA	Canada
FR	France
GR	Greece
PO	Portugal
AU	Australia

If the remarks column says for example EXCEPT [FR] this part works in all countries except France. That means it will work here in the USA.

ALL PRODUCT INDEX
BX2200D



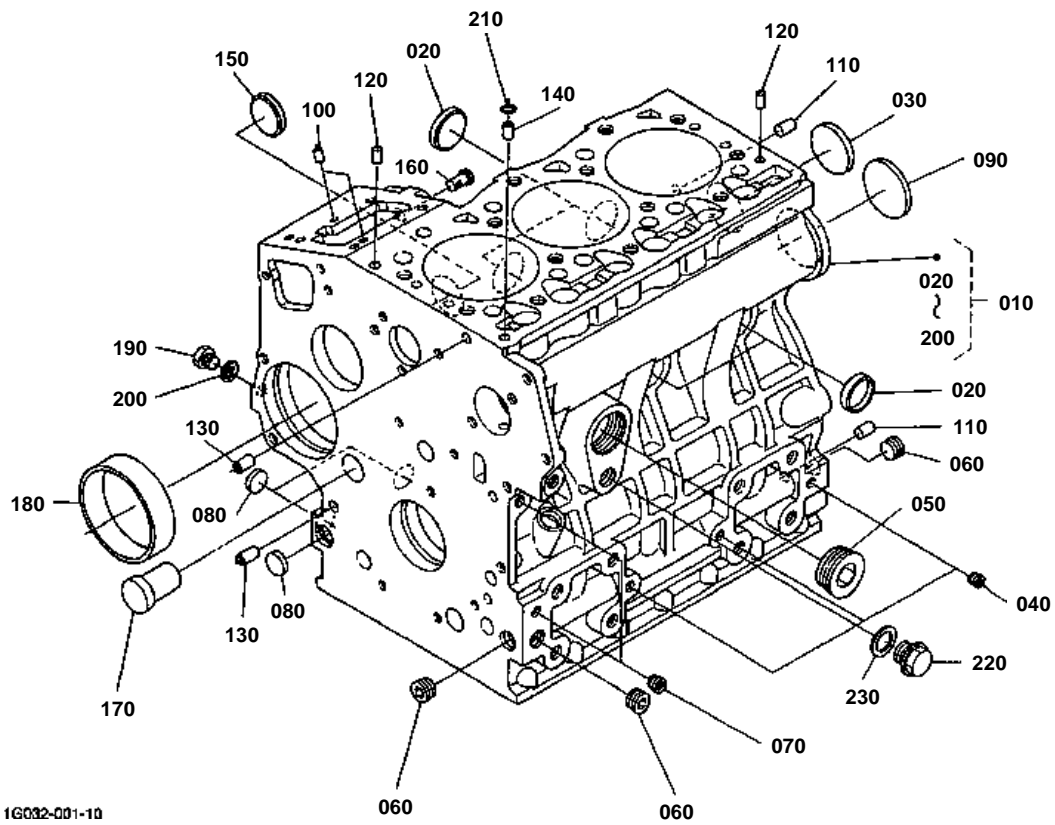
LABELS
ACCESSORIES
OPTION

Item	Part No.	Description	Book	
ENGINE	021001	CRANKCASE	100K0552	
	021002	OIL PAN	100K0552	
	021003	CYLINDER HEAD	100K0552	
	021004	GEAR CASE	100K0552	
	021005	HEAD COVER	100K0552	
	021006	OIL FILTER	100K0552	
	021007	DIPSTICK AND GUIDE	100K0552	
	021100	MAIN BEARING CASE	100K0552	
	021101	CAMSHAFT AND IDLE GEAR SHAFT	100K0552	
	021102	PISTON AND CRANKSHAFT	100K0552	
	021103	FLYWHEEL	100K0552	
	021105	FUEL CAMSHAFT AND GOVERNOR SHAFT	100K0552	
	021200	ENGINE STOP LEVER	100K0552	
	021201	STOP SOLENOID	100K0552	
	021202	INJECTION PUMP	100K0552	
	021203	INJECTION PUMP [COMPONENT PARTS]	100K0552	
	021204	GOVERNOR [OLD TYPE]	100K0552	
	02120401	GOVERNOR [NEW TYPE]	100K0552	
	021205	SPEED CONTROL PLATE	100K0552	
	021206	NOZZLE HOLDER AND GLOW PLUG	100K0552	
	021207	NOZZLE HOLDER [COMPONENT PARTS]	100K0552	
	021301	FUEL PUMP(MECHANICAL)	100K0552	
	021400	DYNAMO AND PULLEY	100K0552	
	021401	DYNAMO [COMPONENT PARTS]	100K0552	
	021404	STARTER	100K0552	
	021405	STARTER [COMPONENT PARTS]	100K0552	
	021406	OIL SWITCH/THERMOMETER AND PLUG	100K0552	
	021500	WATER FLANGE AND THERMOSTAT	100K0552	
	021501	WATER PUMP	100K0552	
	021504	FAN	100K0552	
	021600	VALVE AND ROCKER ARM	100K0552	
	021601	INLET MANIFOLD	100K0552	
	021602	EXHAUST MANIFOLD	100K0552	
	021703	HYDRAULIC PUMP COVER	100K0552	
	021900	UPPER GASKET KIT	100K0552	
	021901	LOWER GASKET KIT	100K0552	
	011603	AIR CLEANER	100K0552	
	011605	MUFFLER	100K0552	
	01A00102	ACCELERATOR LEVER	100K0552	
	FUEL SYSTEM	01A101	FUEL TANK	100K0552
		01A11002	FUEL PIPE	100K0552
	COOLING WATER SYSTEM	01A41002	WATER PIPE	100K0552
		01A42002	RADIATOR	100K0552
	ELECTRICAL SYSTEM	01A53502	BATTERY	100K0552
		01B115	PANEL BOARD	100K0552
		01B215	SWITCH/SENSOR	100K0552
		01B301	HEAD RIGHT	100K0552
	01B303	HAZARD LIGHT/TAIL LIGHT	100K0552	
	01B501	ELECTRICAL WIRING	100K0552	
TRANSMISSION/HST/REAR AXLE	01C420	TRANSMISSION CASE	100K0552	
	01C427	REAR AXLE CASE	100K0552	
	01D001	CLUTCH SHAFT/OUTPUT SHAFT	100K0552	
	01D005	PROPELLER SHAFT	100K0552	
	01D010	HST	100K0552	
	01D015	HST [COMPONENT PARTS]	100K0552	
	01D107	RANGE GEAR SHAFT	100K0552	
	01D135	PTO SHAFT	100K0552	
	01D137	MID PTO	100K0552	
	01D140	REAR DIFFERENTIAL	100K0552	
	01D141	FWD IDLE SHAFT	100K0552	

Item	Part No.	Description	Book
TRANSMISSION/HST/REAR AXLE	01D142	GP IDLE SHAFT	100K0552
	01D143	FRONT WHEEL PROPELLER SHAFT	100K0552
	01D215	RANGE GEAR SHIFT FORK/CREEP GEAR SHIFT	100K0552
	01D220	PTO GEAR SHIFT FORK	100K0552
	01D222	PTO GEAR SHIFT ARM	100K0552
	01D225	DIFFERENTIAL LOCK SHIFT FORK	100K0552
	01D301	REAR AXLE	100K0552
SPEED CHANGE LEVER/BRAKE	01E001	BRAKE	100K0552
	01F107	NEUTRAL HOLDER LINK	100K0552
	01F108	SPEED CONTROL PEDAL	100K0552
	01F110	RANGE GEAR SHIFT LEVER	100K0552
	01F113	FRONT WHEEL DRIVE LEVER	100K0552
	01F122	PTO SELECT LEVER	100K0552
	01F125	PTO GEAR SHIFT LEVER	100K0552
	01F143	HYDRAULIC CONTROL LEVER	100K0552
	01F201	BRAKE PEDAL	100K0552
	01F205	DIFFERENTIAL LOCK PEDAL	100K0552
FRONT AXLE/CHASSIS	01G10102	FRONT AXLE FRAME	100K0552
	01G110	FRONT DIFFERENTIAL CASE	100K0552
	01G115	FRONT DIFFERENTIAL	100K0552
	01G120	DIFFERENTIAL GEAR SHAFT	100K0552
	01G125	FRONT AXLE CASE	100K0552
	01G130	FRONT AXLE	100K0552
STEERING	01H101	STEERING HANDLE	100K0552
	01H110	STEERING CONTROLLER	100K0552
	01H120	STEERING LINKAGE	100K0552
HYDRAULIC SYSTEM	01H122	STEERING CYLINDER [COMPONENT PARTS]	100K0552
	01J120	HYDRAULIC PUMP	100K0552
	01J125	HYDRAULIC PUMP [COMPONENT PARTS]	100K0552
	01J201	HYDRAULIC OIL LINE(SUCTION)	100K0552
	01J210	HYDRAULIC OIL LINE(DELIVERY)	100K0552
	01J215	HYDRAULIC OIL LINE(STEERING)	100K0552
	01J301	HYDRAULIC CYLINDER	100K0552
	01J310	HYDRAULIC PISTON/LIFT ARM	100K0552
	01J405	CONTROL VALVE	100K0552
	01J410	CONTROL VALVE [COMPONENT PARTS]	100K0552
	01K114	TOP LINK	100K0552
	01K115	LOWER LINK	100K0552
	01K116	LIFT ROD	100K0552
	01K123	TOP LINK BRACKET/FENDER BRACKET	100K0552
	01K130	MOWER REAR LINK RH	100K0552
01K131	MOWER REAR LINK LH	100K0552	
HOOD(BONNET)/ROPS	01L125	PTO PROTECTOR	100K0552
	01M102	FRONT GLILLE SUPPORT	100K0552
	01M105	BONNET	100K0552
	01M110	BONNET SIDE	100K0552
	01M135	CENTER PILLAR	100K0552
	01M201	PANEL FRAME	100K0552
	01M210	FENDER	100K0552
	01M220	SEAT	100K0552
	01M225	STEP	100K0552
	01M301	ROPS	100K0552
	FRONT WHEEL/REAR WHEEL	01R10101	FRONT WHEEL (18*8.50-8)
01R10102		FRONT WHEEL (18*8.50-8)	100K0552
01R11001		REAR WHEEL (26*12.00-12)	100K0552
01R11002		REAR WHEEL (26*12.00-12)	100K0552
LABELS	01S101	LABEL	100K0552
ACCESSORIES	01T105	ACCESSORIES AND SERVICE PARTS	100K0552
OPTION	01U800	ALTERNATOR KIT [OPTION]	100K0552
	01U802	ALTERNATOR [COMPONENT PARTS] [OPTION]	100K0552

Item	Part No.	Description	Book
OPTION	01U805	WARKING LIGHT KIT [OPTION]	100K0552

CRANKCASE



1G032-001-10

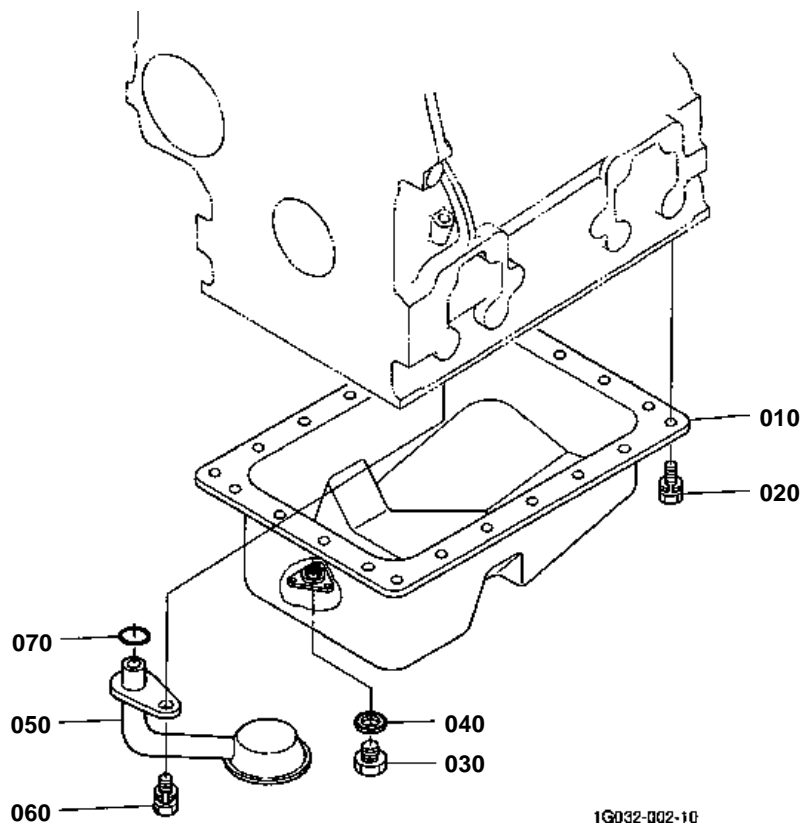


CRANKCASE

↔ Interchangeable; ≠ not interchangeable; ← new for old; → old for new

REF.No	Part No.	Description	Q'ty	S.No.	I/C	REMARKS	Weight (kgf)	Weight (lb)
010	16611-01013	COMP.CRANKCASE	1	<=YK0004			32	70.4
010	16611-01014	COMP.CRANKCASE	1	>=YC0001	←		32.5	71.5
010	16611-01016	COMP.CRANKCASE	1	>=1G0001	←		0	0
020	15451-96270	CAP SEALING	4				0.012	0.0264
030	15221-03490	CAP SEALING	1				0.02	0.044
040	15261-96010	PLUG	3				0.002	0.0044
050	16683-96020	PLUG	1				0.47	1.034
060	16241-96010	PLUG	3				0.007	0.0154
070	15521-96020	PLUG	2				0.003	0.0066
080	17391-96160	PLUG EXPANSION	3				0.003	0.0066
090	16271-96160	PLUG EXPANSION	1				0.025	0.055
100	16225-94510	PIN STRAIGHT	2				0.001	0.0022
110	16221-94530	PIN STRAIGHT	2				0.006	0.0132
120	16221-94520	PIN STRAIGHT	2				0.005	0.011
130	15231-33960	PIN PIPE	2				0.001	0.0022
140	16241-33650	PIN PIPE	1				0.002	0.0044
150	16241-96262	PLUG FUEL CAMSHAFT	1				0.007	0.0154
160	16261-56280	PIN START SPRING	1				0.004	0.0088
170	16282-96010	PLUG	1				0.09	0.198
180	16271-55350	BUSH GOVERNOR GEAR	1				0.06	0.132
190	15221-33610	PLUG	1				0.009	0.0198
200	15021-33660	GASKET	1				0.001	0.0022
210	15221-33700	O RING	1				0.001	0.0022
220	06311-55020	PLUG	1				0.031	0.0682
230	04714-00200	GASKET	1				0.002	0.0044

OIL PAN



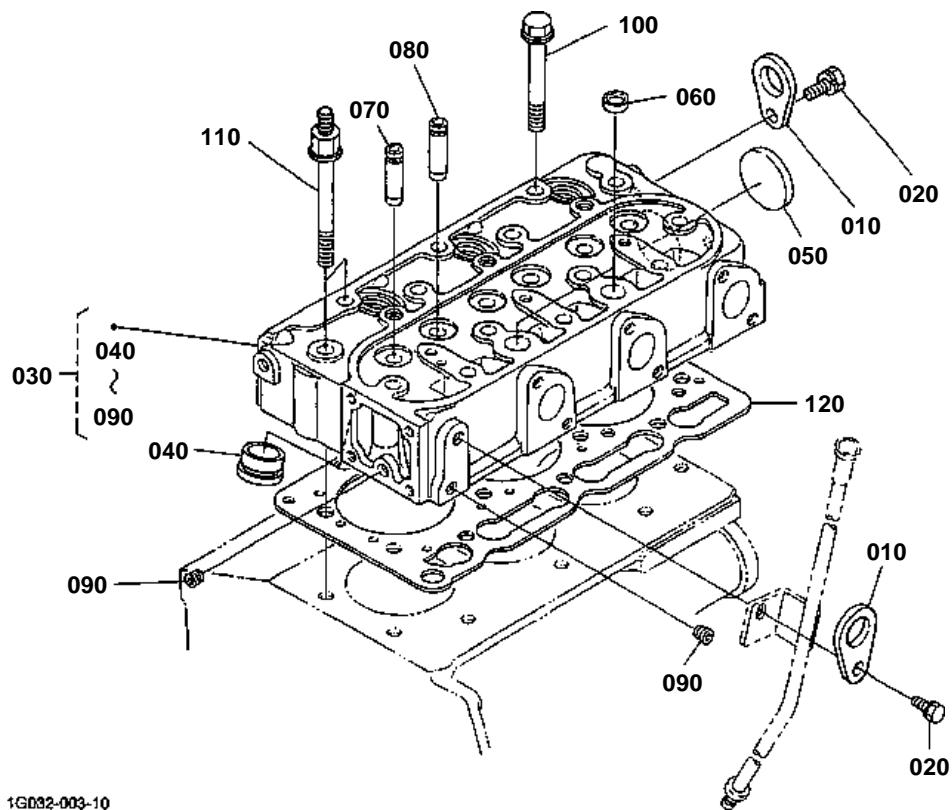


OIL PAN

↔ Interchangeable; ≠ not interchangeable; ← new for old; → old for new

REF.No	Part No.	Description	Q'ty	S.No.	I/C	REMARKS	Weight (kgf)	Weight (lb)
010	K2561-86110	COMP.OIL PAN	1				0.93	2.046
020	01023-50612	BOLT	22				0.005	0.011
030	15221-33750	PLUG	1				0.032	0.0704
040	6C090-58960	GASKET	1				0.002	0.0044
050	16385-32110	FILTER OIL	1				0.11	0.242
060	01123-50816	BOLT	1				0.011	0.0242
070	04814-00160	O RING	1				0.001	0.0022

CYLINDER HEAD



1G032-003-10

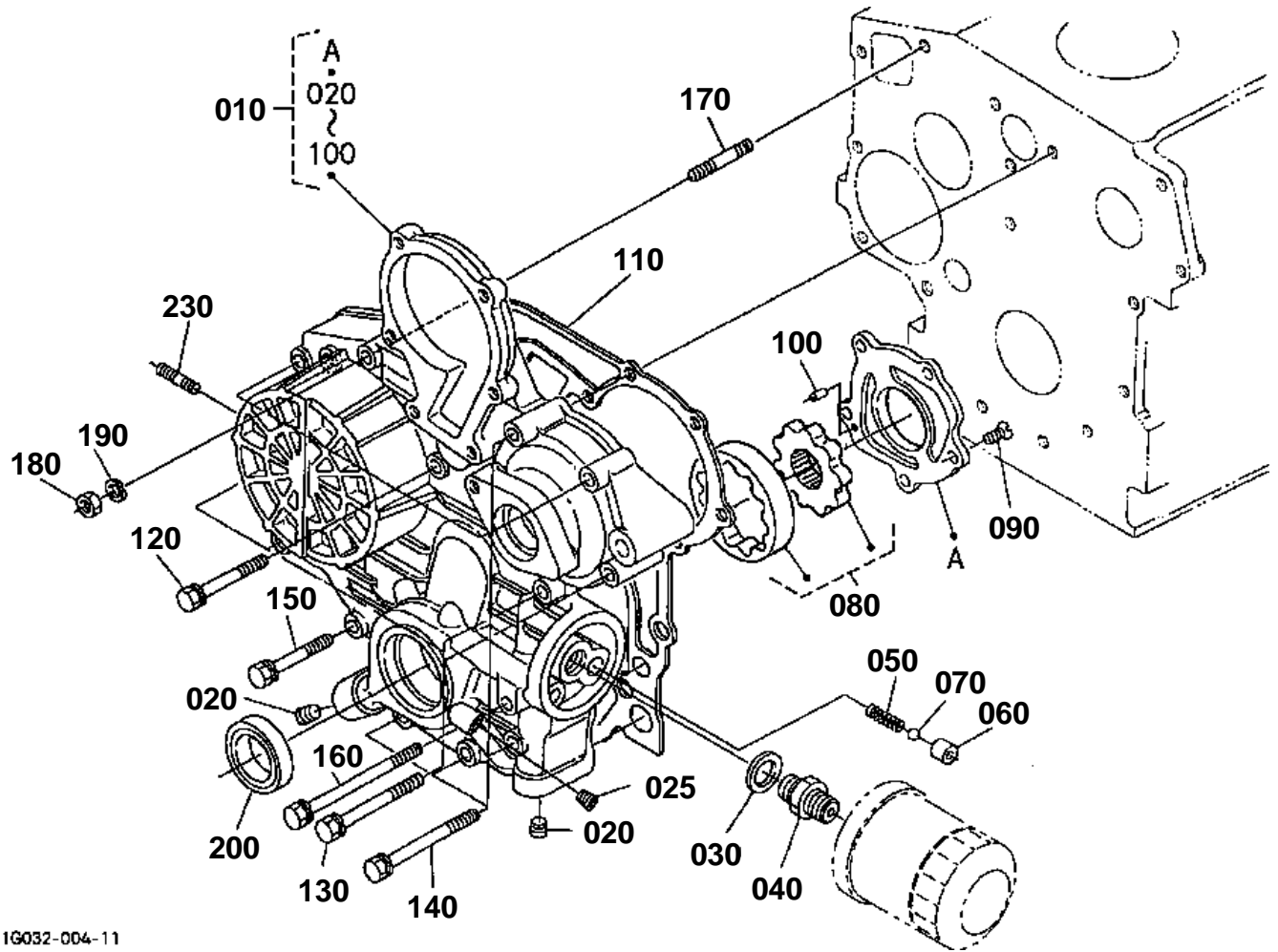


CYLINDER HEAD

↔ Interchangeable; ≠ not interchangeable; ← new for old; → old for new

REF.No	Part No.	Description	Q'ty	S.No.	I/C	REMARKS	Weight (kgf)	Weight (lb)
010	15221-01750	HOOK ENGINE	2				0.04	0.088
020	01123-60814	BOLT	2				0.008	0.0176
030	16022-03040	COMP.CYLINDER HEAD	1				10.1	22.22
040	16020-03142	COMBUSTION CHAMBER	3			NOT SALE	0	0
050	15321-96260	CAP SEALING	1				0.014	0.0308
060	15261-03370	CAP SEALING	2				0.005	0.011
070	16241-13540	GUIDE INLET VALVE	3				0.02	0.044
080	16241-13560	GUIDE EXHAUST VALVE	3				0.01	0.022
090	15261-96010	PLUG	2				0.002	0.0044
100	16241-03450	BOLT CYLINDER HEAD	12				0.07	0.154
110	16216-03450	BOLT CYLINDER HEAD	2				0.07	0.154
120	16221-03310	GASKET CYLINDER HEAD	1				0.075	0.165

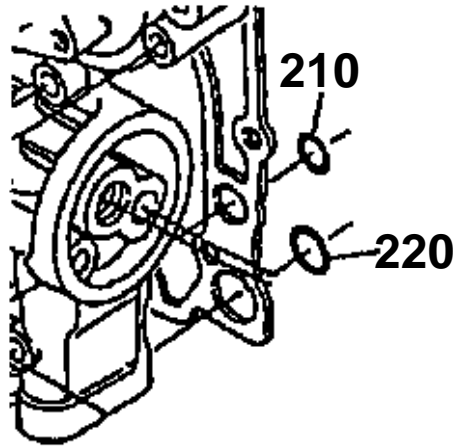
GEAR CASE



1G032-004-11

210 04814-06100

220 04814-00150



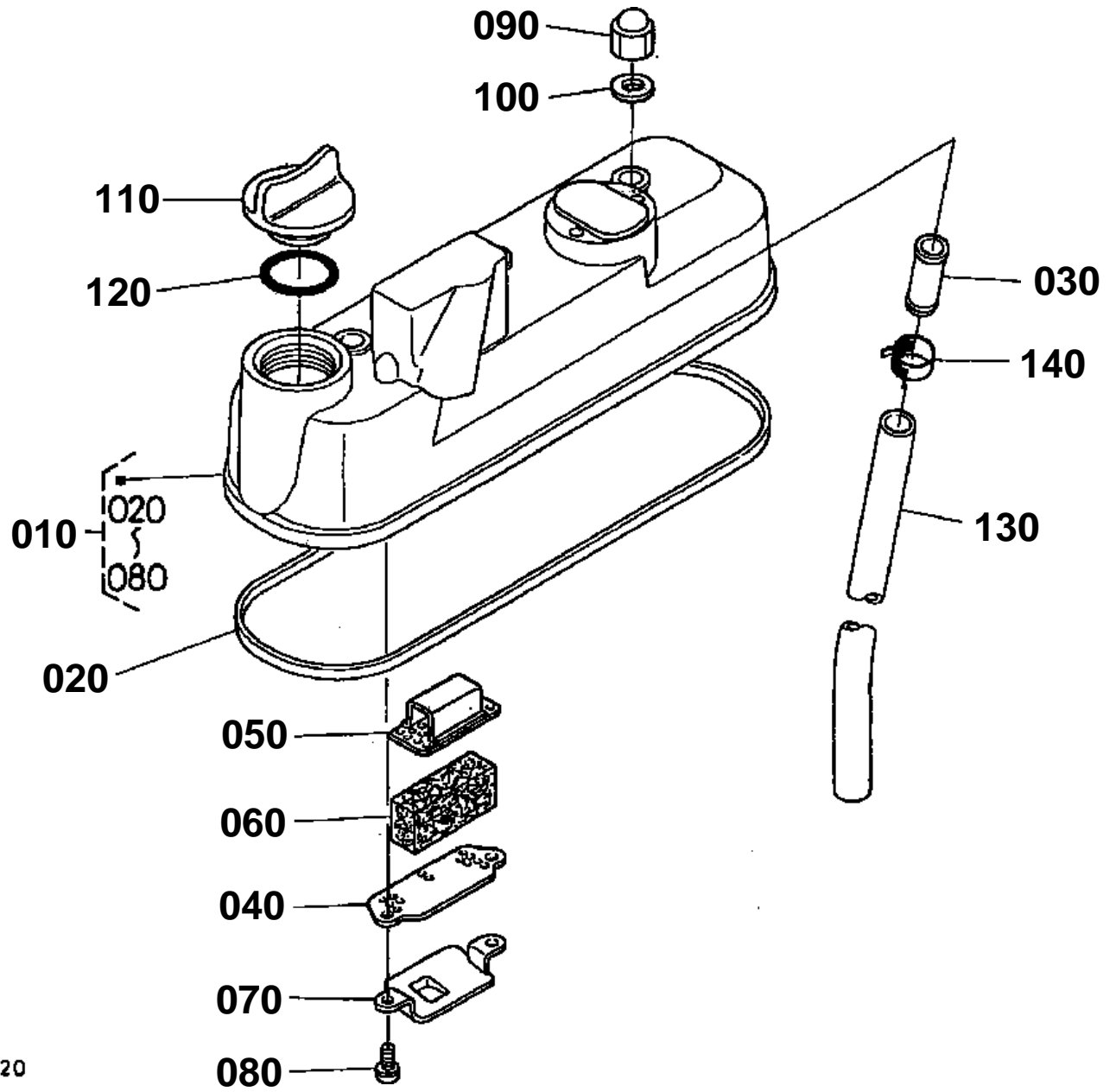
16216-806-10

**GEAR CASE**

↔ Interchangeable; ≠ not interchangeable; ← new for old; → old for new

REF.No	Part No.	Description	Q'ty	S.No.	I/C	REMARKS	Weight (kgf)	Weight (lb)
010	16216-04020	COMP.CASE GEAR	1	<=1S7639			2.45	5.39
010	16216-04025	COMP.CASE GEAR	1	>=1U0007	≠		0	0
010	16216-04026	COMP.CASE GEAR	1	>=1W0006	≠		2.45	5.39
020	16241-96020	PLUG	2				0.015	0.033
025	15521-96020	PLUG	1				0.003	0.0066
030	04011-50180	WASHER PLAIN	1				0.012	0.0264
040	15241-32290	JOINT PIPE	1				0.053	0.1166
050	16241-36950	SPRING	1				0.015	0.033
060	16241-36930	SEAT VALVE	1				0.012	0.0264
070	07715-00201	BALL	1				0.008	0.0176
080	16241-35070	ASSY ROTOR OIL PUMP	1				0.27	0.594
090	03017-50620	SCREW CR-REC-BD-HD	5				0.005	0.011
100	05012-00410	PIN STRAIGHT	2				0.001	0.0022
110	16264-04130	GASKET GEAR CASE	1	<=1S7639			0.01	0.022
110	16264-04132	GASKET GEAR CASE	1	>=1U0001	←		0	0
120	01023-50645	BOLT	3				0.01	0.022
130	01023-60650	BOLT	4				0.015	0.033
140	01023-50655	BOLT	4				0.012	0.0264
150	01023-50665	BOLT	1				0.015	0.033
160	16241-91040	BOLT	1				0.015	0.033
170	16245-91530	STUD	1				0.01	0.022
180	02056-50060	NUT	1				0.002	0.0044
190	04512-60060	WASHER SPRING	1				0.001	0.0022
200	16241-04212	SEAL OIL	1				0.012	0.0264
210	04814-06100	O RING	2	<=1S7639			0.003	0.0066
220	04814-00150	O RING	2	<=1S7639			0.001	0.0022
230	16245-91540	STUD	2				0.005	0.011

HEAD COVER



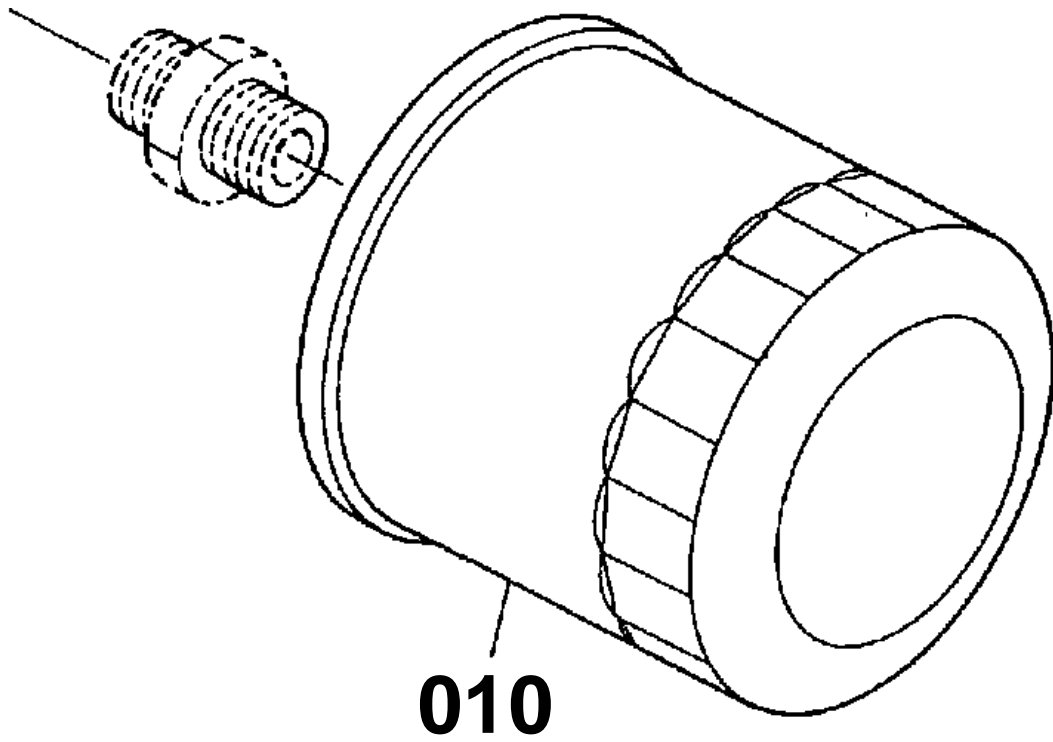
16216-006-20



HEAD COVER

↔ Interchangeable; ≠ not interchangeable; ← new for old; → old for new

REF.No	Part No.	Description	Q'ty	S.No.	I/C	REMARKS	Weight (kgf)	Weight (lb)
010	16261-14503	ASSY COVER CYL.HEAD	1				0.78	1.716
020	16261-14520	GASKET HEAD COVER	1				0.01	0.022
030	16241-05550	JOINT BREATHER PIPE	1				0.02	0.044
040	16241-05140	PLATE B/THER ELEMENT	1				0.005	0.011
050	16241-05150	PLATE B/THER ELEMENT	1				0.01	0.022
060	16241-05670	ELEMENT BREATHER	1				0.01	0.022
070	16241-05370	OIL SHIELD BREATHER	1				0.01	0.022
080	03024-50510	SCREW WITH WASHER	2				0.002	0.0044
090	15952-92330	NUT	3				0.01	0.022
100	15951-96660	GASKET	3				0.001	0.0022
110	15852-33140	PLUG OIL FILLER	1				0.038	0.0836
120	04814-50300	O RING	1				0.001	0.0022
130	16271-05510	PIPE BREATHER	1				0.06	0.132
140	16241-33510	BAND PIPE	1				0.005	0.011
140	16259-05580	CLAMP HOSE	1		↔		0	0



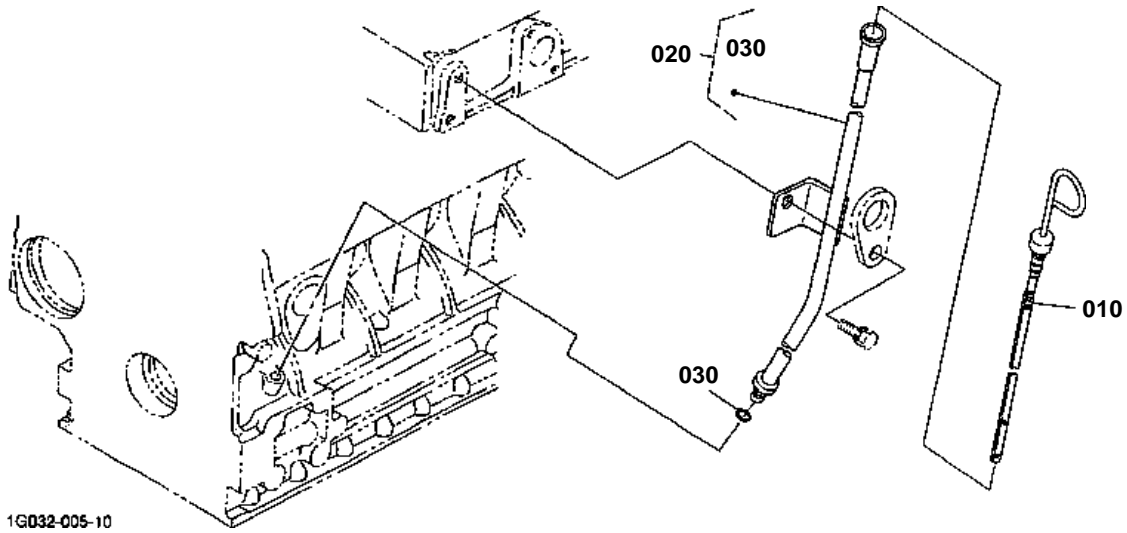
16615-003-10



OIL FILTER

↔ Interchangeable; ≠ not interchangeable; ← new for old; → old for new

REF.No	Part No.	Description	Q'ty	S.No.	I/C	REMARKS	Weight (kgf)	Weight (lb)
010	15241-32090	ASSY CARTRIDGE OIL	1				0.35	0.77



1G032-005-10

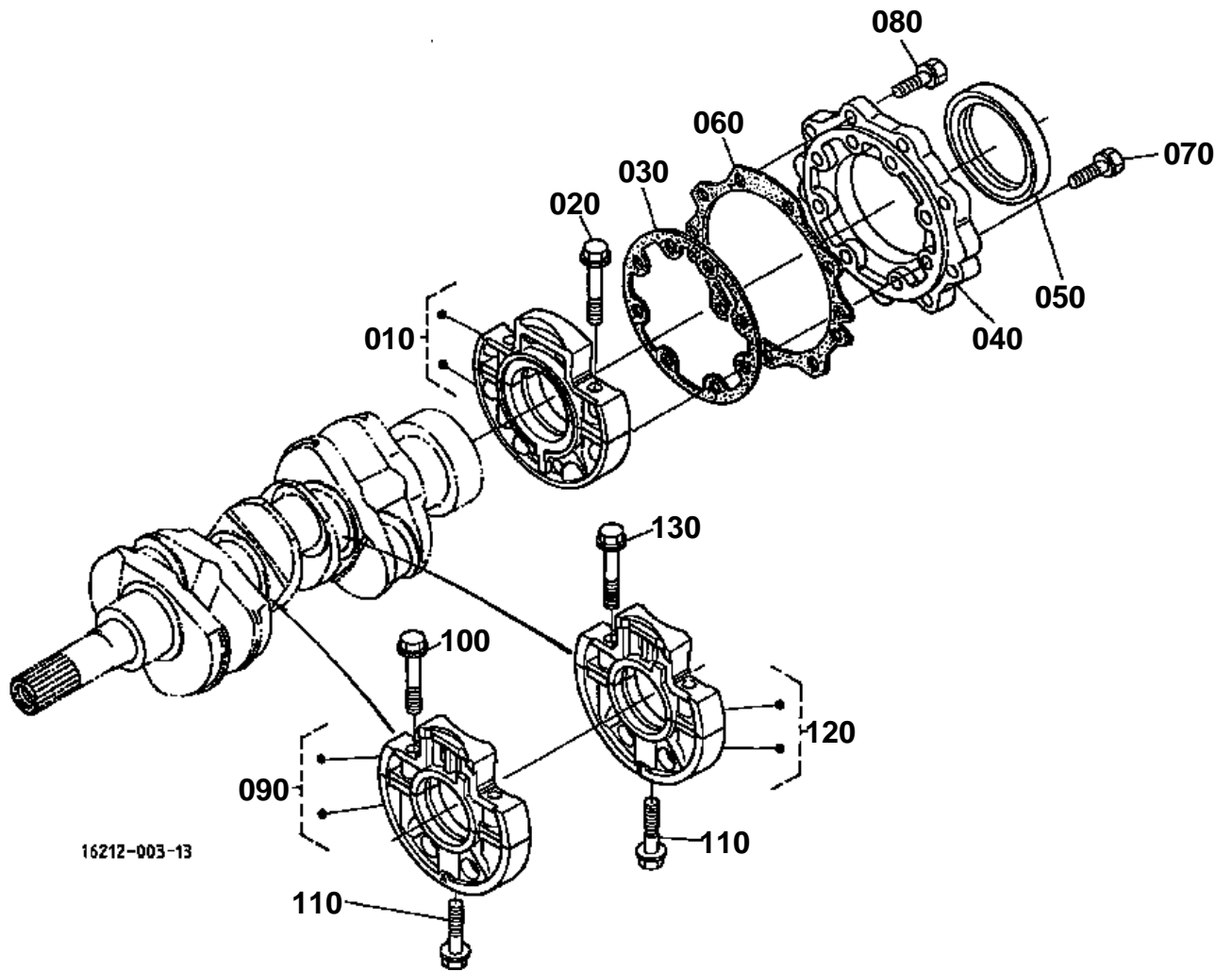


DIPSTICK AND GUIDE

↔ Interchangeable; ≠ not interchangeable; ← new for old; → old for new

REF.No	Part No.	Description	Q'ty	S.No.	I/C	REMARKS	Weight (kgf)	Weight (lb)
010	16204-36413	GAUGE OIL	1				0.03	0.066
020	16282-36500	ASSY GUIDE OIL GAUGE	1				0.11	0.242
030	04814-00090	O RING	1				0.001	0.0022

MAIN BEARING CASE



16212-003-13

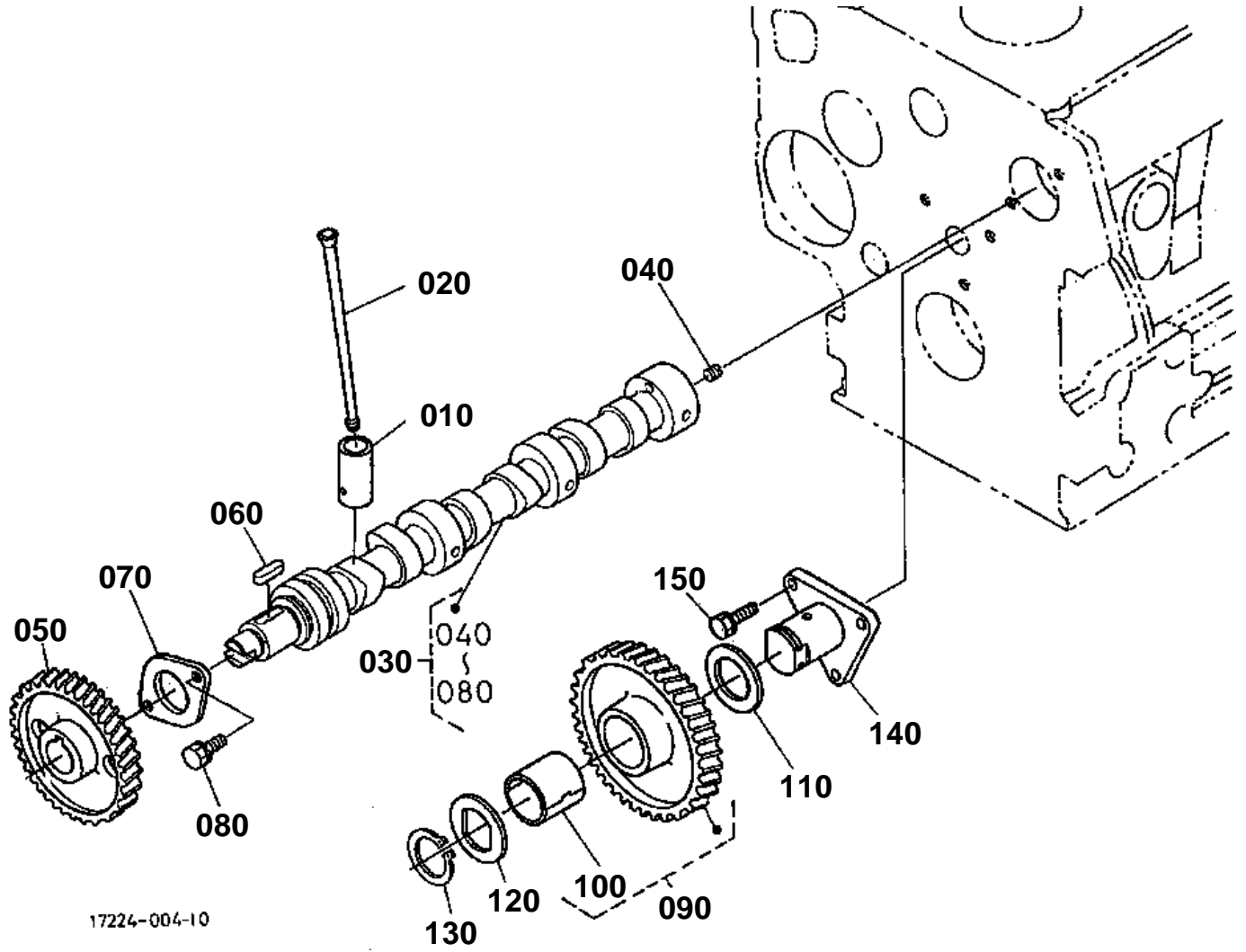


MAIN BEARING CASE

↔ Interchangeable; ≠ not interchangeable; ← new for old; → old for new

REF.No	Part No.	Description	Q'ty	S.No.	I/C	REMARKS	Weight (kgf)	Weight (lb)
010	16241-04092	ASSY CASE MAIN BRG.	1				1.13	2.486
020	16241-04540	BOLT BEARING CASE	2				0.02	0.044
030	16264-04360	GASKET BRG.CASE	1				0.002	0.0044
040	16241-04813	COVER BEARING CASE	1				0.22	0.484
050	16271-04460	SEAL OIL	1				0.04	0.088
060	16264-04820	GASKET	1				0.008	0.0176
070	01023-50625	BOLT	8				0.007	0.0154
080	01023-50620	BOLT	9				0.006	0.0132
090	16261-04040	ASSY CASE MAIN BRG.	1				0.9	1.98
100	16241-04540	BOLT BEARING CASE	2				0.02	0.044
110	16241-04560	BOLT BEARING CASE	2				0.03	0.066
120	16261-04050	ASSY CASE MAIN BRG.	1				1.11	2.442
130	16241-04540	BOLT BEARING CASE	2				0.02	0.044

CAMSHAFT AND IDLE GEAR SHAFT



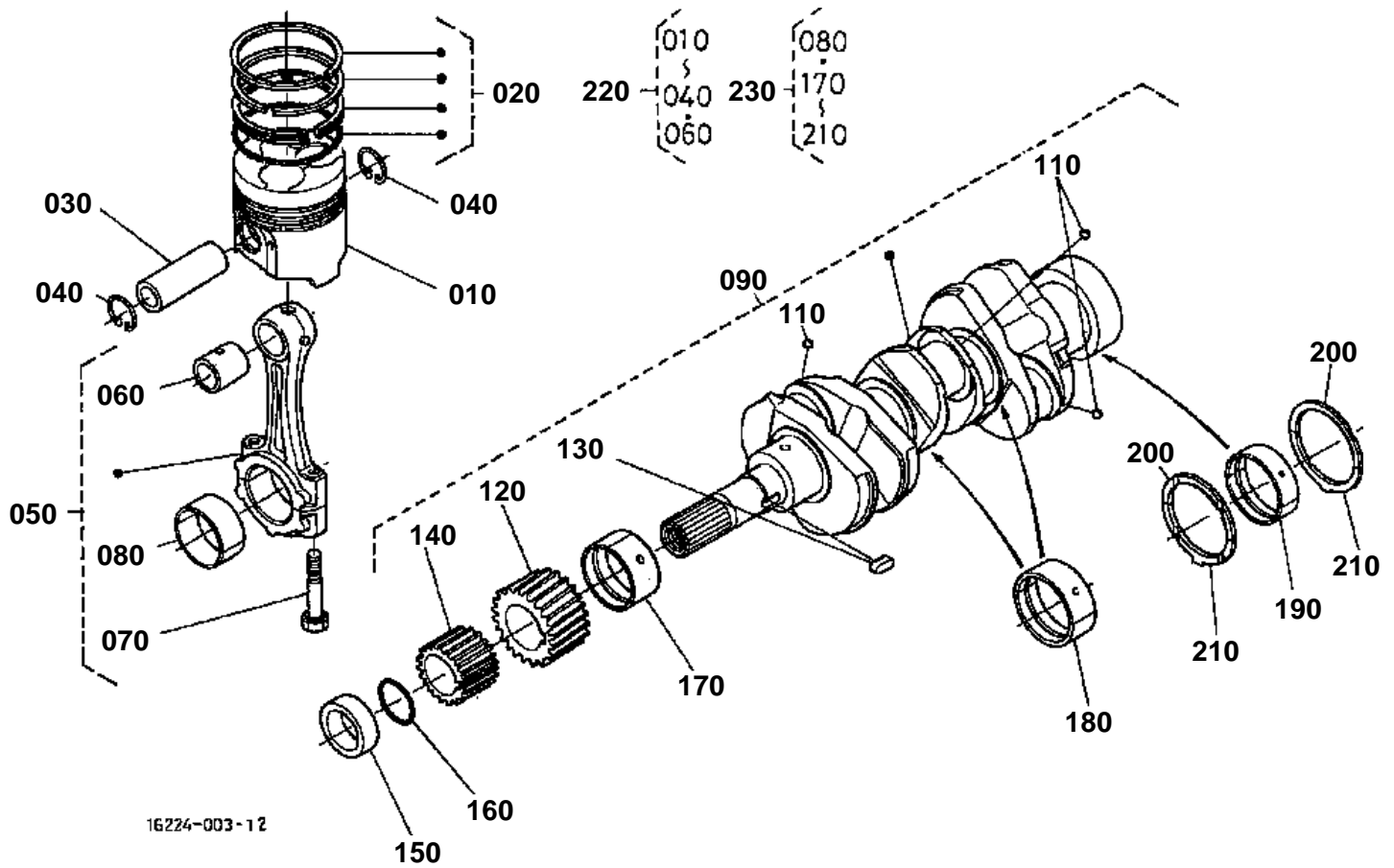


CAMSHAFT AND IDLE GEAR SHAFT

↔ Interchangeable; ≠ not interchangeable; ← new for old; → old for new

REF.No	Part No.	Description	Q'ty	S.No.	I/C	REMARKS	Weight (kgf)	Weight (lb)
010	16261-15550	TAPPET	6				0.035	0.077
020	16241-15110	PUSH ROD	6				0.03	0.066
030	16261-16010	ASSY CAMSHAFT	1				1.7	3.74
040	15521-93610	SCREW SET	1				0.002	0.0044
050	16241-16510	GEAR CAM	1				0.45	0.99
060	05712-00518	KEY FEATHER	1				0.003	0.0066
070	16241-16270	STOPPER CAMSHAFT	1				0.04	0.088
080	01023-50614	BOLT	2				0.005	0.011
090	16271-24010	COMP GEAR IDLE	1				0.6	1.32
100	16251-24980	BUSH IDLE GEAR	1				0.035	0.077
110	16241-24360	COLLAR IDLE GEAR	1				0.01	0.022
120	16241-24370	COLLAR IDLE GEAR	1				0.012	0.0264
130	16241-24320	CIR CLIP IDLE GEAR	1				0.003	0.0066
140	16241-24250	SHAFT IDLE GEAR	1				0.255	0.561
150	01023-50616	BOLT	3				0.005	0.011

PISTON AND CRANKSHAFT



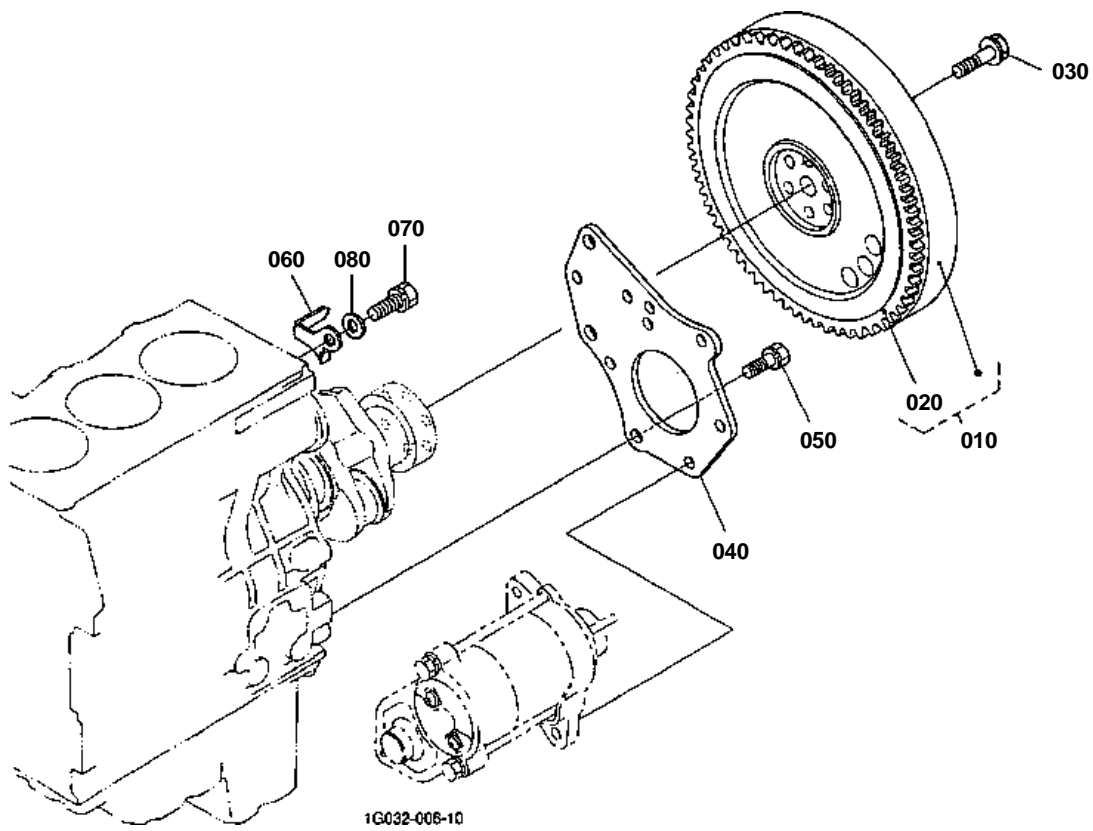


PISTON AND CRANKSHAFT

↔ Interchangeable; ≠ not interchangeable; ← new for old; → old for new

REF.No	Part No.	Description	Q'ty	S.No.	I/C	REMARKS	Weight (kgf)	Weight (lb)
010	16224-21110	PISTON	3	≤1A9344		STD	0.35	0.77
010	16304-21110	PISTON	3	>=1C0001	≠	STD	0.335	0.737
010	16224-21910	PISTON	3			+0.50mm	0.36	0.792
020	15901-21050	ASSY PISTON RING	3			STD	0.03	0.066
020	16304-21050	ASSY PISTON RING	3		↔	STD	0.005	0.011
020	15901-21090	ASSY PISTON RING	3			+0.50mm	0.033	0.0726
030	16241-21310	PIN PISTON	3				0.135	0.297
040	16241-21330	CIR CLIP PISTON PIN	6				0.002	0.0044
050	16241-22012	ASSY ROD CONNECTING	3				0.545	1.199
060	16241-21980	BUSH PISTON PIN	3				0.03	0.066
070	16241-22140	BOLT CONNECTING ROD	6				0.024	0.0528
080	16241-22310	METAL CRANKPIN	3			STD SET	0.038	0.0836
080	16241-22970	METAL CRANKPIN	3			-0.20mm SET	0.08	0.176
080	16241-22980	METAL CRANKPIN	3			-0.40mm SET	0.1	0.22
090	16231-23013	COMP.CRANKSHAFT	1				9.35	20.57
100	99999-99999	BLANK	0				0	0
110	07715-00401	BALL	3				0.001	0.0022
120	16241-24110	GEAR CRANK	1				0.15	0.33
130	16271-95230	KEY	1				0.005	0.011
140	16241-35630	GEAR OIL PUMP DRIVE	1				0.102	0.2244
150	16271-23250	COLLAR CRANKSHAFT	1				0.055	0.121
160	04814-10280	RING	1				0.001	0.0022
170	16241-23470	METAL CRANKSHAFT	1			STD	0.06	0.132
170	16241-23910	METAL CRANKSHAFT	1			-0.20mm	0.03	0.066
170	16241-23920	METAL CRANKSHAFT	1			-0.40mm	0.068	0.1496
180	16241-23480	METAL CRANKSHAFT	2			STD SET	0.05	0.11
180	16241-23930	METAL CRANKSHAFT	2			-0.20mm SET	0.1	0.22
180	16241-23940	METAL CRANKSHAFT	2			-0.40mm SET	0.05	0.11
190	16292-23490	METAL CRANKSHAFT	1			STD SET	0.07	0.154
190	16292-23860	METAL CRANKSHAFT	1			-0.20mm SET	0.05	0.11
190	16292-23870	METAL CRANKSHAFT	1			-0.40mm SET	0.05	0.11
200	15521-23530	METAL SIDE	2			STD	0.01	0.022
200	15521-23950	METAL SIDE	2			+0.20mm	0.01	0.022
200	15521-23960	METAL SIDE	2			+0.40mm	0.01	0.022
210	19202-23540	METAL SIDE	2			STD	0.01	0.022
210	19202-23970	METAL SIDE	2			+0.20mm	0.01	0.022
210	19202-23980	METAL SIDE	2			+0.40mm	0.01	0.022
220	07916-26800	KIT RING PISTON	3			STD	0.55	1.21
220	07916-26810	KIT RING PISTON	3			+0.50mm	0.57	1.254
230	07916-28240	KIT METAL ENGINE	1			STD	0.1	0.22
230	07916-28760	KIT METAL ENGINE	1			-0.20mm/+0.20mm	0.34	0.748
230	07916-28770	KIT METAL ENGINE	1			-0.40mm/+0.40mm	0.36	0.792

FLYWHEEL

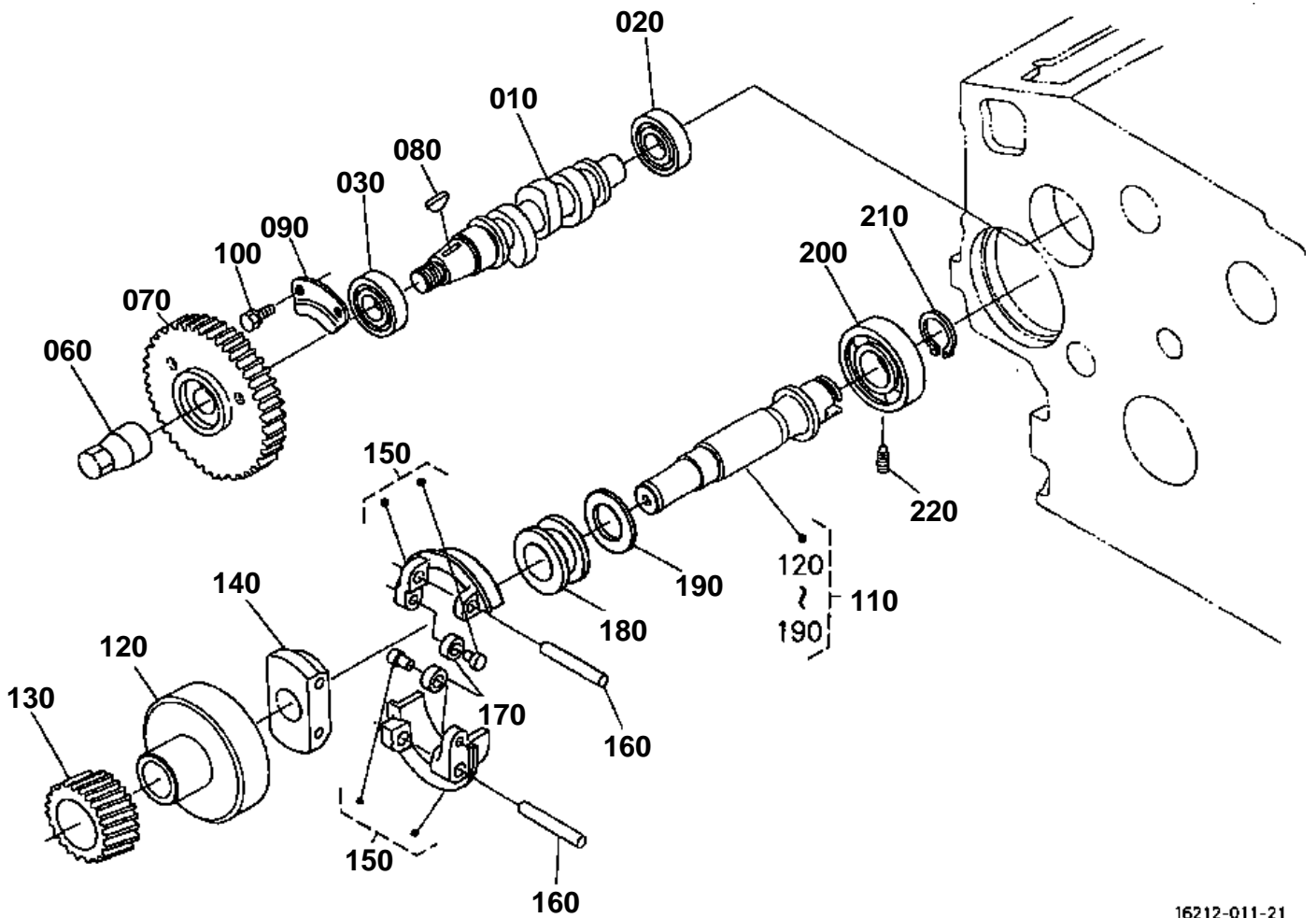


**FLYWHEEL**

↔ Interchangeable; ≠ not interchangeable; ← new for old; → old for new

REF.No	Part No.	Description	Q'ty	S.No.	I/C	REMARKS	Weight (kgf)	Weight (lb)
010	16265-25014	COMP.FLYWHEEL	1	<=YD1625			12.88	28.336
010	1G032-25010	COMP.FLYWHEEL	1	>=YE0001	←		14.7	32.34
020	16813-63820	GEAR RING	1				0.62	1.364
030	16241-25160	BOLT FLYWHEEL	6				0.03	0.066
040	K2561-86310	PLATE STARTER	1				0.64	1.408
050	15261-91190	BOLT	3				0.03	0.066
060	16285-04670	PLATE TIMING	1				0.012	0.0264
070	16271-91190	BOLT	1				0.02	0.044
080	04015-50100	WASHER PLAIN	1				0.016	0.0352

FUEL CAMSHAFT AND GOVERNOR SHAFT

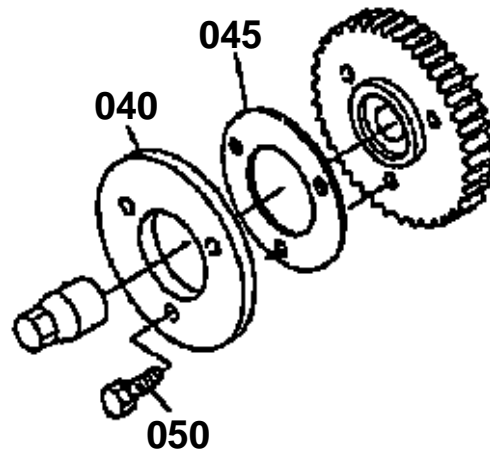


16212-011-21

040 16241-5111-3

045 16241-5119-0

050 01023-50618



16212-804-10

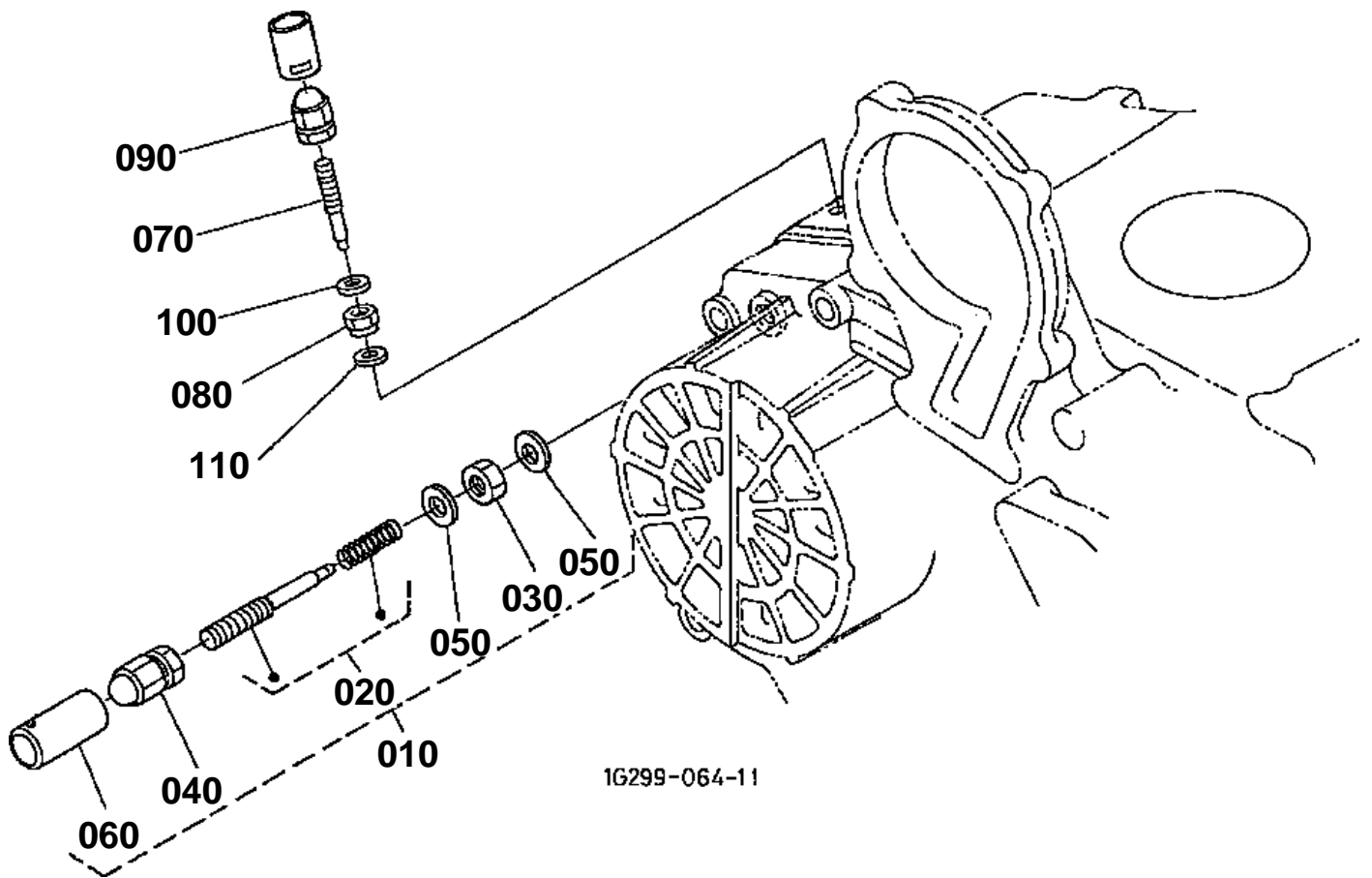


FUEL CAMSHAFT AND GOVERNOR SHAFT

↔ Interchangeable; ≠ not interchangeable; ← new for old; → old for new

REF.No	Part No.	Description	Q'ty	S.No.	I/C	REMARKS	Weight (kgf)	Weight (lb)
010	16020-16170	CAMSHAFT FUEL	1				0.38	0.836
020	08103-06202	BEARING BALL	1				0.05	0.11
030	08153-06204	BEARING BALL	1				0.11	0.242
040	16241-51113	CAM FUEL	1	≤YZ0441			0.196	0.4312
045	16241-51190	WASHER	1	≤YZ0441			0.029	0.0638
050	01023-50618	BOLT	3	≤YZ0441			0.006	0.0132
060	16241-92330	NUT	1				0.035	0.077
070	17538-51150	GEAR INJECTION PUMP	1				0.5	1.1
080	16241-95230	KEY WOODRUFF	1				0.001	0.0022
090	16241-16320	STOPPER FUEL.C/SHAFT	1				0.04	0.088
100	01023-50612	BOLT	2				0.005	0.011
110	16265-55013	ASSY SHAFT GOVERNOR	1				1.22	2.684
120	16241-55392	HOLDER GOVERNOR GEAR	1				0.34	0.748
130	16282-55320	GEAR GOVERNOR	1				0.24	0.528
140	16241-55270	HOLDER GOV.WEIGHT	1				0.085	0.187
150	16241-55062	COMP.WEIGHT GOVERNOR	2				0.085	0.187
160	16241-55260	SHAFT GOV. WEIGHT	2				0.013	0.0286
170	19484-55440	ROLLER	2				0.005	0.011
180	16241-55450	SLEEVE GOVERNOR	1				0.04	0.088
190	16241-55463	WASHER THRUST	1				0.005	0.011
200	08101-06304	BEARING BALL	1				0.146	0.3212
210	16271-55410	CIR CLIP GOV.SHAFT	1				0.005	0.011
220	16241-55554	SCREW SET	1				0.007	0.0154

ENGINE STOP LEVER



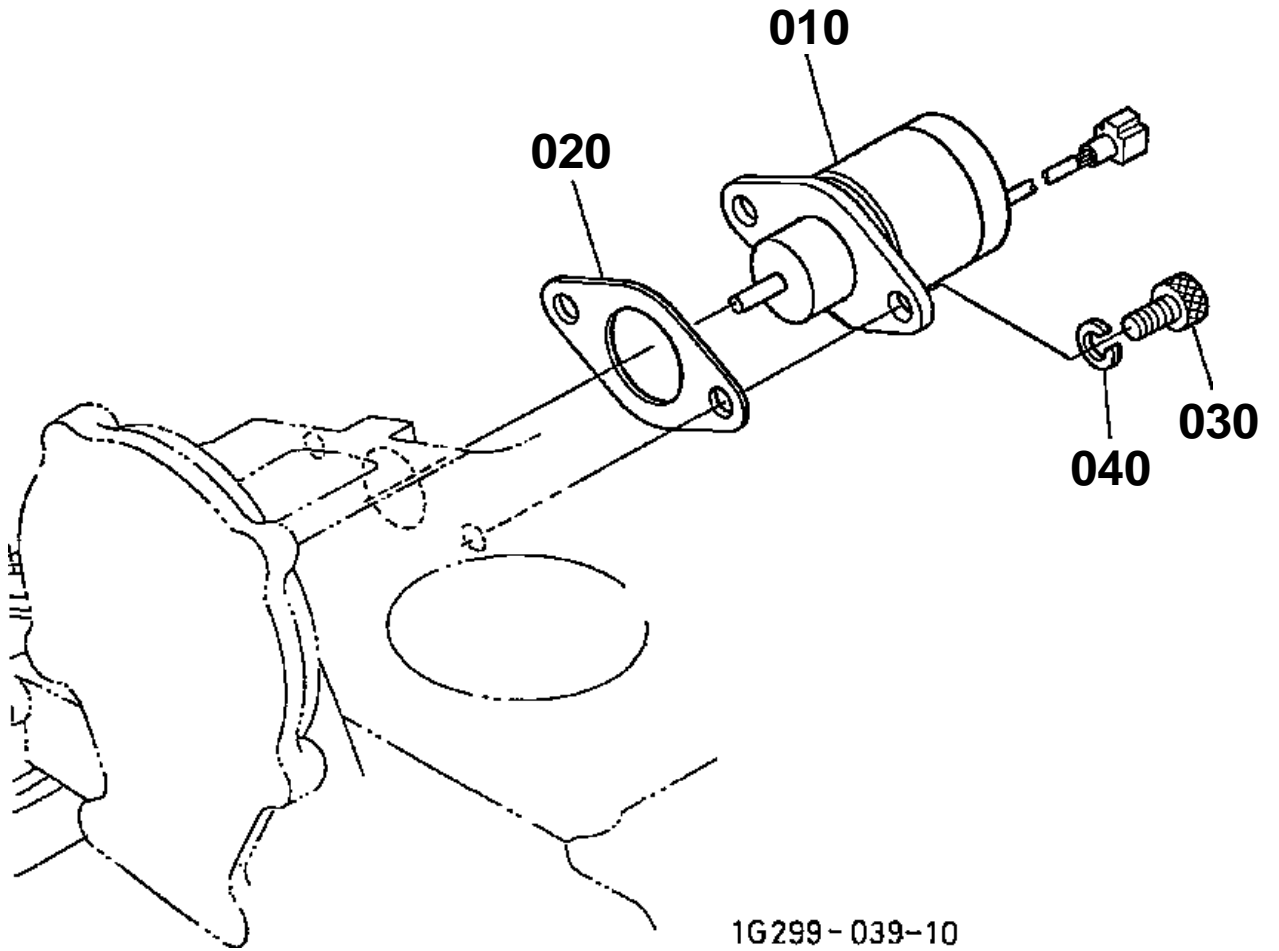


ENGINE STOP LEVER

↔ Interchangeable; ≠ not interchangeable; ← new for old; → old for new

REF.No	Part No.	Description	Q'ty	S.No.	I/C	REMARKS	Weight (kgf)	Weight (lb)
010	16271-54090	APPARATUS FUEL LIMIT	1				0.029	0.0638
020	16241-54102	ASSY BOLT ADJUSTING	1				0.008	0.0176
030	15841-92020	NUT	1				0.004	0.0088
040	15841-92330	NUT	1				0.006	0.0132
050	15601-96650	GASKET	2				0.001	0.0022
060	16221-54420	CAP	1				0.001	0.0022
070	16241-54120	BOLT ADJUSTING	1				0.005	0.011
080	1G031-54210	NUT LOCK	1				0.003	0.0066
090	15841-92330	NUT	1				0.006	0.0132
100	15601-96650	GASKET	1				0.001	0.0022
110	1G031-96650	GASKET	1				0.001	0.0022

STOP SOLENOID



1G299-039-10

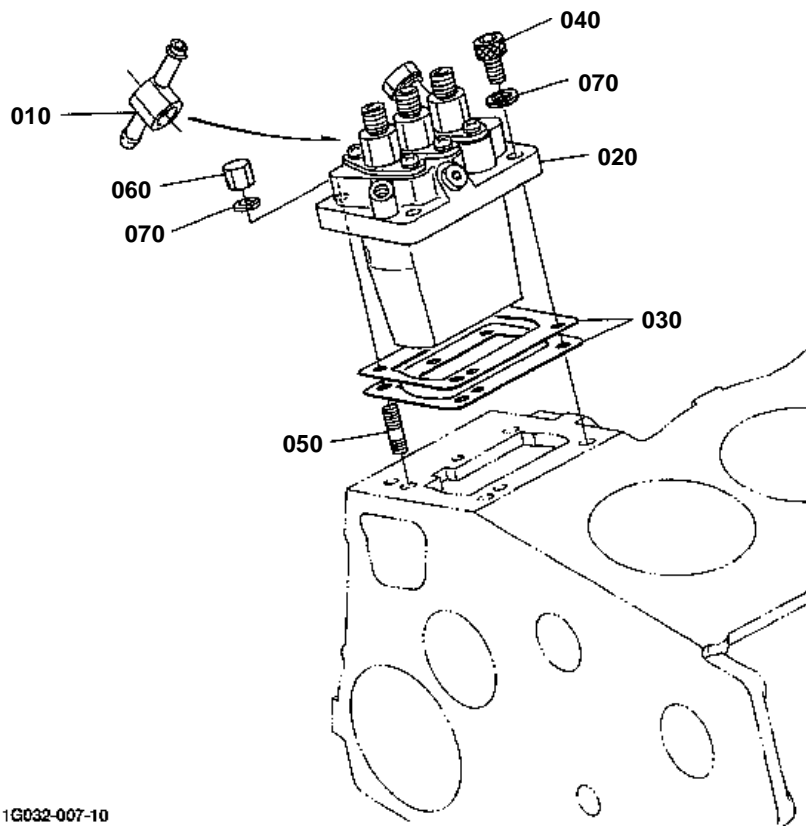


STOP SOLENOID

↔ Interchangeable; ≠ not interchangeable; ← new for old; → old for new

REF.No	Part No.	Description	Q'ty	S.No.	I/C	REMARKS	Weight (kgf)	Weight (lb)
010	17454-60010	SOLENOID STOP	1				0.35	0.77
020	16299-60150	GASKET	1				0.003	0.0066
030	01311-10614	BOLT HEX-SOC-HD	2				0.005	0.011
040	04512-60060	WASHER SPRING	2				0.001	0.0022

INJECTION PUMP



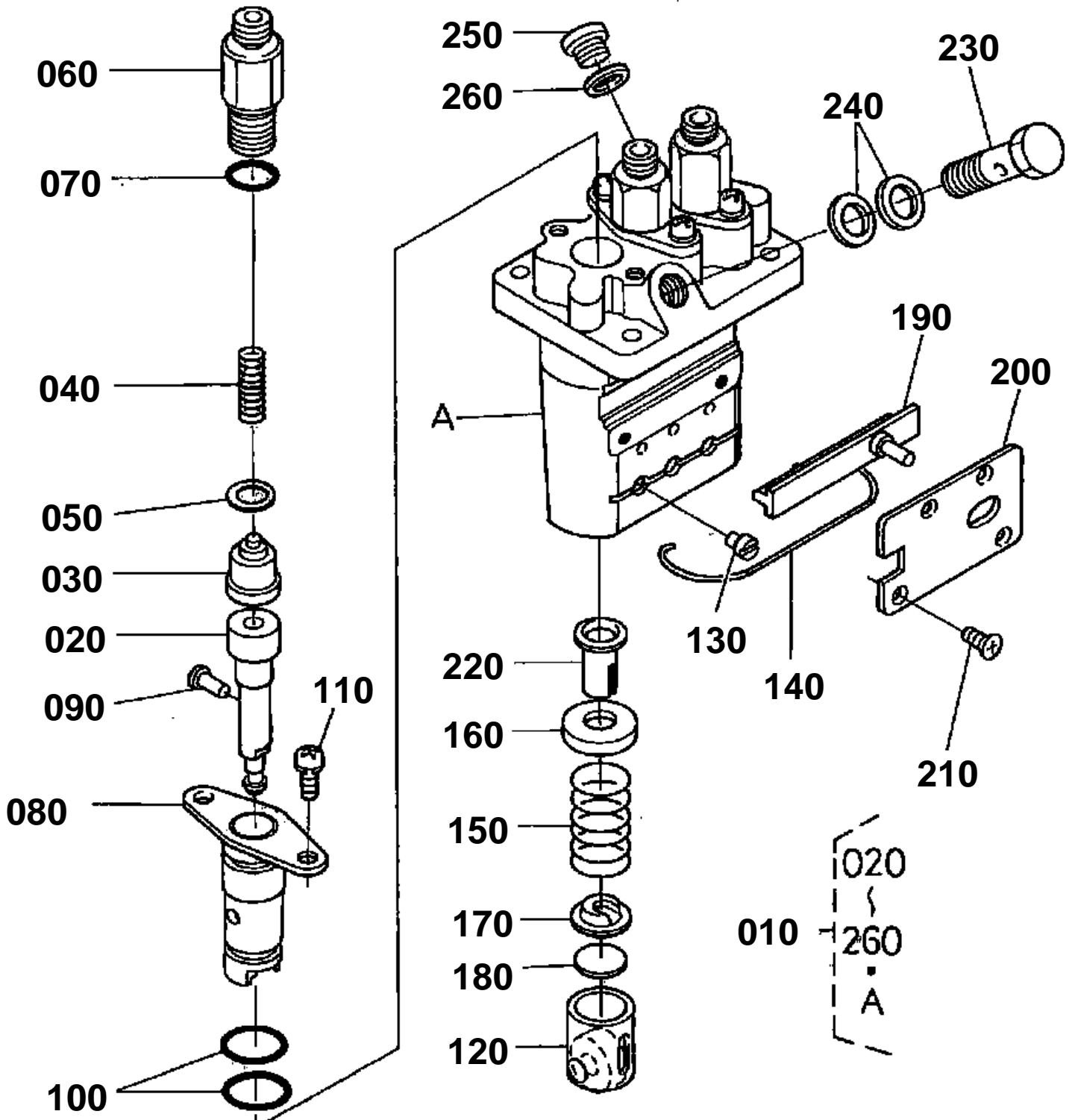
1G032-007-10



INJECTION PUMP

↔ Interchangeable; ≠ not interchangeable; ← new for old; → old for new

REF.No	Part No.	Description	Q'ty	S.No.	I/C	REMARKS	Weight (kgf)	Weight (lb)
010	16271-95690	JOINT EYE	1				0.046	0.1012
020	16032-51010	ASSY PUMP INJECTION	1			REFER TO L.No.C12-L FOR COMPONENTS.	1	2.2
030	16006-52092	SHIM INJECTION PUMP	1			0.20mm	0.004	0.0088
030	16006-52112	SHIM INJECTION PUMP	1			0.25mm	0.004	0.0088
030	16006-52122	SHIM INJECTION PUMP	1			0.30mm	0.006	0.0132
040	01311-10620	BOLT HEX-SOC-HD	2				0.012	0.0264
050	15841-91500	STUD	2				0.04	0.088
060	15841-92320	NUT	2				0.01	0.022
070	04512-60060	WASHER SPRING	4				0.001	0.0022



16264-020-10

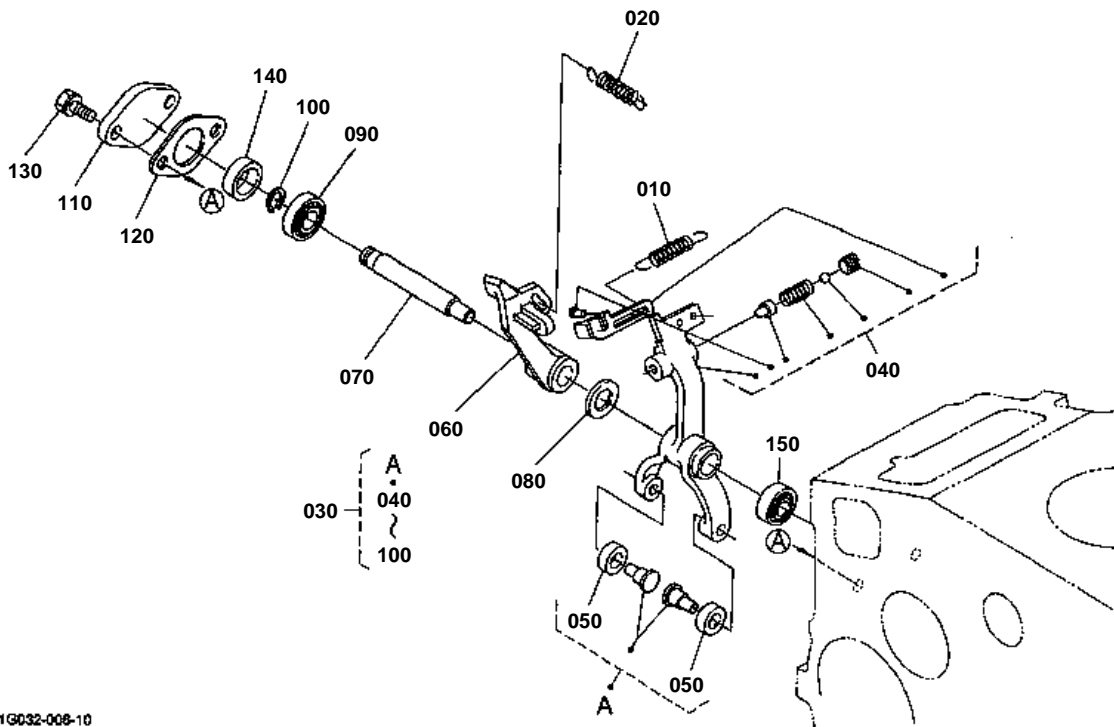


INJECTION PUMP [COMPONENT PARTS]

↔ Interchangeable; ≠ not interchangeable; ← new for old; → old for new

REF.No	Part No.	Description	Q'ty	S.No.	I/C	REMARKS	Weight (kgf)	Weight (lb)
010	16032-51010	ASSY PUMP INJECTION	1				1	2.2
020	16030-51052	PLUNGER PUMP	3				0.024	0.0528
030	15841-51030	VALVE DELIVERY	3				0.015	0.033
040	15841-51230	SPRING DELIV.VALVE	3				0.004	0.0088
050	15841-51240	GASKET DELIV.VALVE	3				0.001	0.0022
060	16271-51220	HOLDER DELIV.VALVE	3				0.045	0.099
070	15841-96760	O RING	3				0.001	0.0022
080	15841-51560	FLANGE SLEEVE	3				0.06	0.132
090	15841-94570	PIN JOINT	3				0.001	0.0022
100	15841-51200	O RING	6				0.001	0.0022
110	15862-91430	SCREW	6				0.01	0.022
120	15841-51070	ASSY TAPPET	3				0.03	0.066
130	15841-51250	PIN TAPPET GUIDE	3				0.001	0.0022
140	15861-51430	PIN CLAMP	1				0.002	0.0044
150	15841-51280	SPRING PLUNGER	3				0.015	0.033
160	15841-51270	SEAT SPRING UPPER	3				0.005	0.011
170	15841-51290	SEAT SPRING LOWER	3				0.005	0.011
180	15841-51490	SHIM	3				0.005	0.011
190	16030-51060	RACK CONTROL	1				0.027	0.0594
200	16030-51540	PLATE	1				0.035	0.077
210	15841-93110	SCREW CSK-HD	4				0.001	0.0022
220	15841-51380	SLEEVE CONTROL	3				0.006	0.0132
230	16271-51320	SCREW FOLLOW	1				0.031	0.0682
240	15841-96650	GASKET	2				0.001	0.0022
250	16030-96010	PLUG	1				0.008	0.0176
260	15861-96650	GASKET	1				0.001	0.0022

GOVERNOR [OLD TYPE]



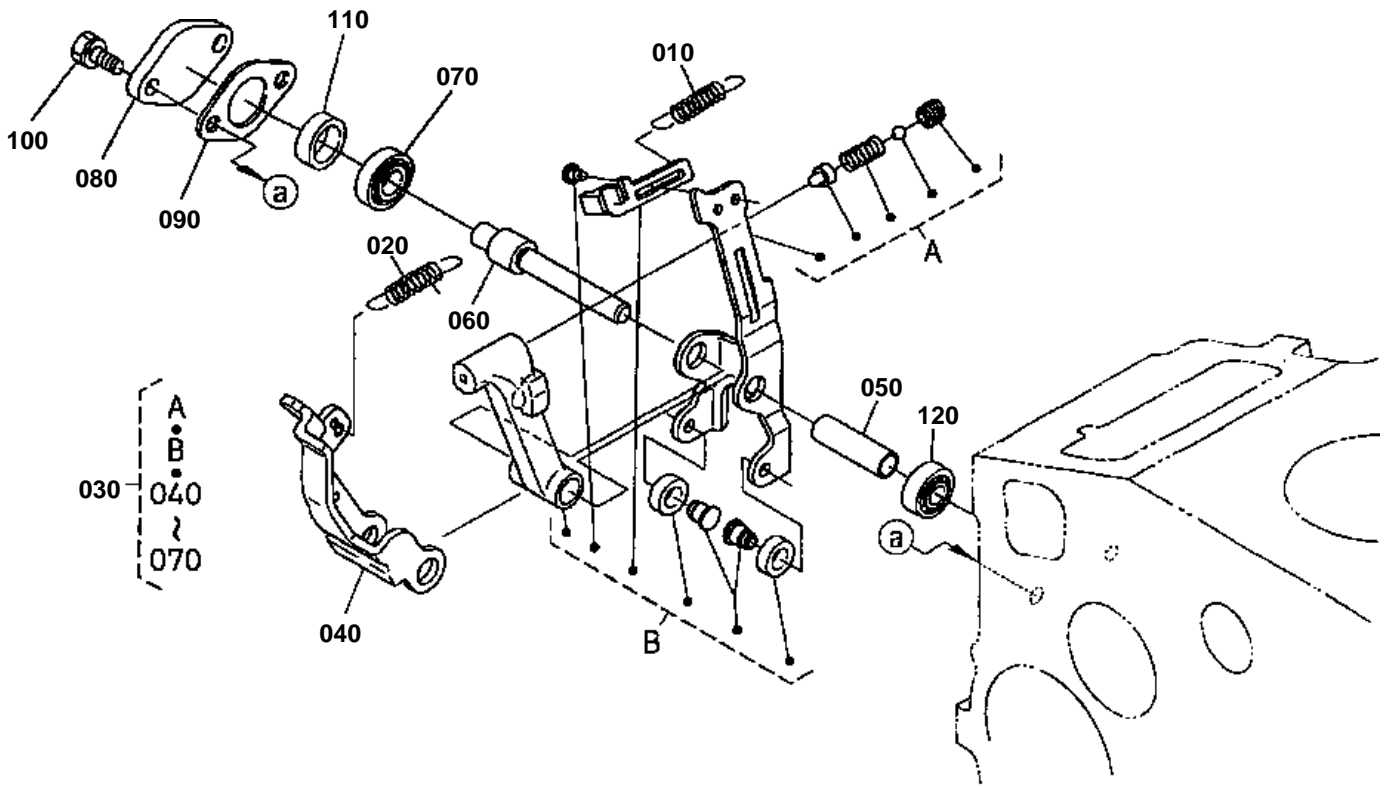
1G032-008-10



GOVERNOR [OLD TYPE]
S.No.A:<=YD1625

↔ Interchangeable; ≠ not interchangeable; ← new for old; → old for new

REF.No	Part No.	Description	Q'ty	S.No.	I/C	REMARKS	Weight (kgf)	Weight (lb)
010	17455-56480	SPRING START	1				0.001	0.0022
020	16285-56412	SPRING GOVERNOR	1				0.022	0.0484
030	1G032-56050	ASSY LEVER FORK	1				0.24	0.528
040	1G032-56040	COMP.LEVER FORK	1				0.14	0.308
050	19484-55440	ROLLER	2				0.005	0.011
060	16222-56130	LEVER FORK	1				0.06	0.132
070	16241-56153	SHAFT FORK LEVER	1				0.04	0.088
080	16241-94010	WASHER PLAIN	1				0.002	0.0044
090	16241-56330	BEARING MINIATURIZE	1				0.007	0.0154
100	04612-00090	CIR CLIP EXTERNAL	1				0.001	0.0022
110	16241-56250	COVER FORK LEV.SHAFT	1				0.013	0.0286
120	16299-56260	GASKET	1				0.002	0.0044
130	01023-50614	BOLT	2				0.005	0.011
140	16241-56210	COLLAR	1				0.008	0.0176
150	16241-56340	BEARING MINIATURIZE	1				0.007	0.0154



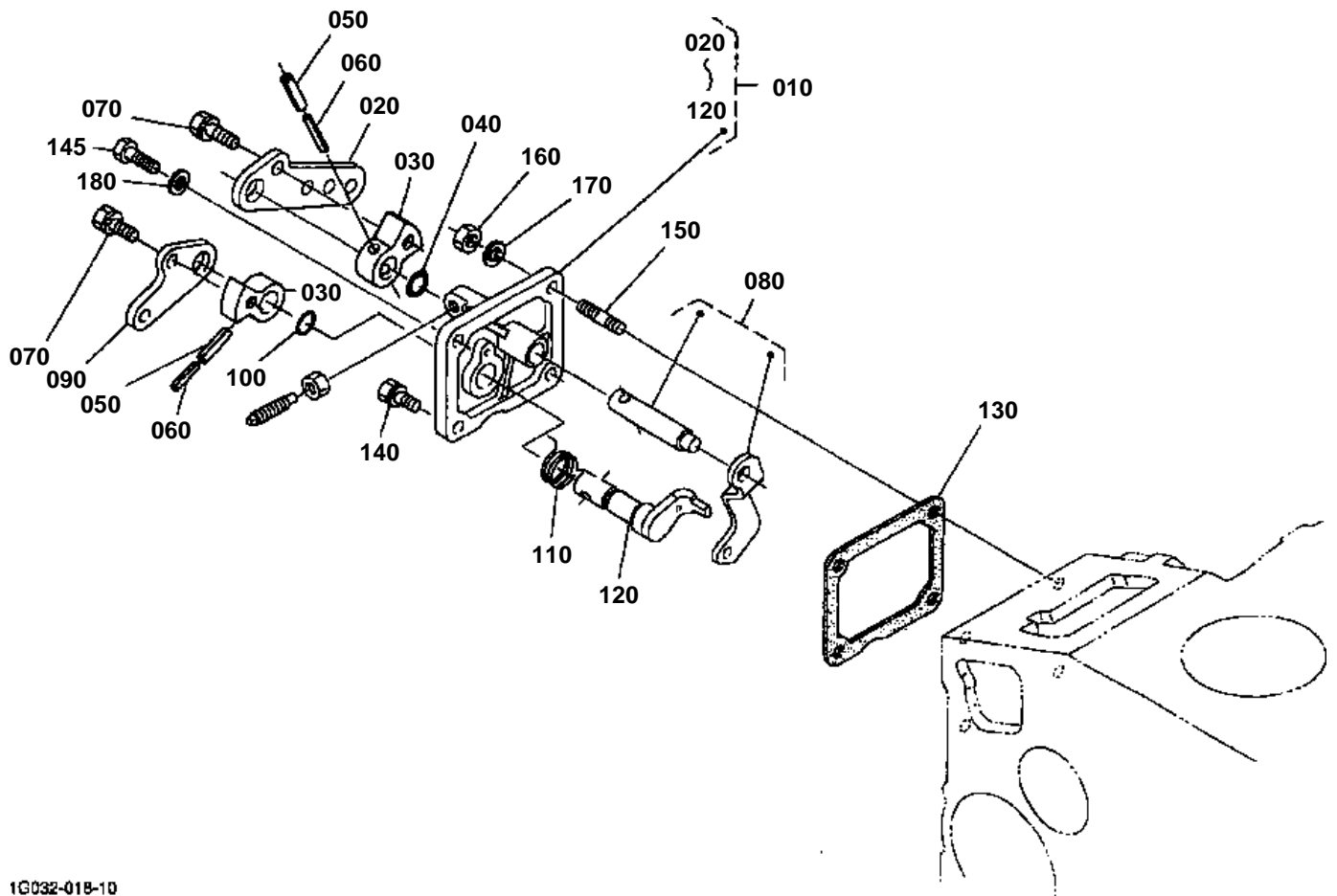
16294-022-11



↔ Interchangeable; ≠ not interchangeable; ← new for old; → old for new

REF.No	Part No.	Description	Q'ty	S.No.	I/C	REMARKS	Weight (kgf)	Weight (lb)
010	17455-56480	SPRING START	1				0.001	0.0022
020	16285-56412	SPRING GOVERNOR	1				0.022	0.0484
030	1G032-56010	ASSY LEVER FORK	1				0.25	0.55
040	1G032-56130	LEVER FORK	1				0.08	0.176
050	1G032-56150	SHAFT FORK LEVER	1				0.007	0.0154
060	1G032-56470	SHAFT FORK LEVER	1				0.04	0.088
070	16241-56330	BEARING MINIATURIZE	1				0.007	0.0154
080	16241-56250	COVER FORK LEV.SHAFT	1				0.013	0.0286
090	16299-56260	GASKET	1				0.002	0.0044
100	01023-50614	BOLT	2				0.005	0.011
110	16241-56210	COLLAR	1				0.008	0.0176
120	16241-56330	BEARING MINIATURIZE	1				0.007	0.0154

SPEED CONTROL PLATE



1G032-018-10

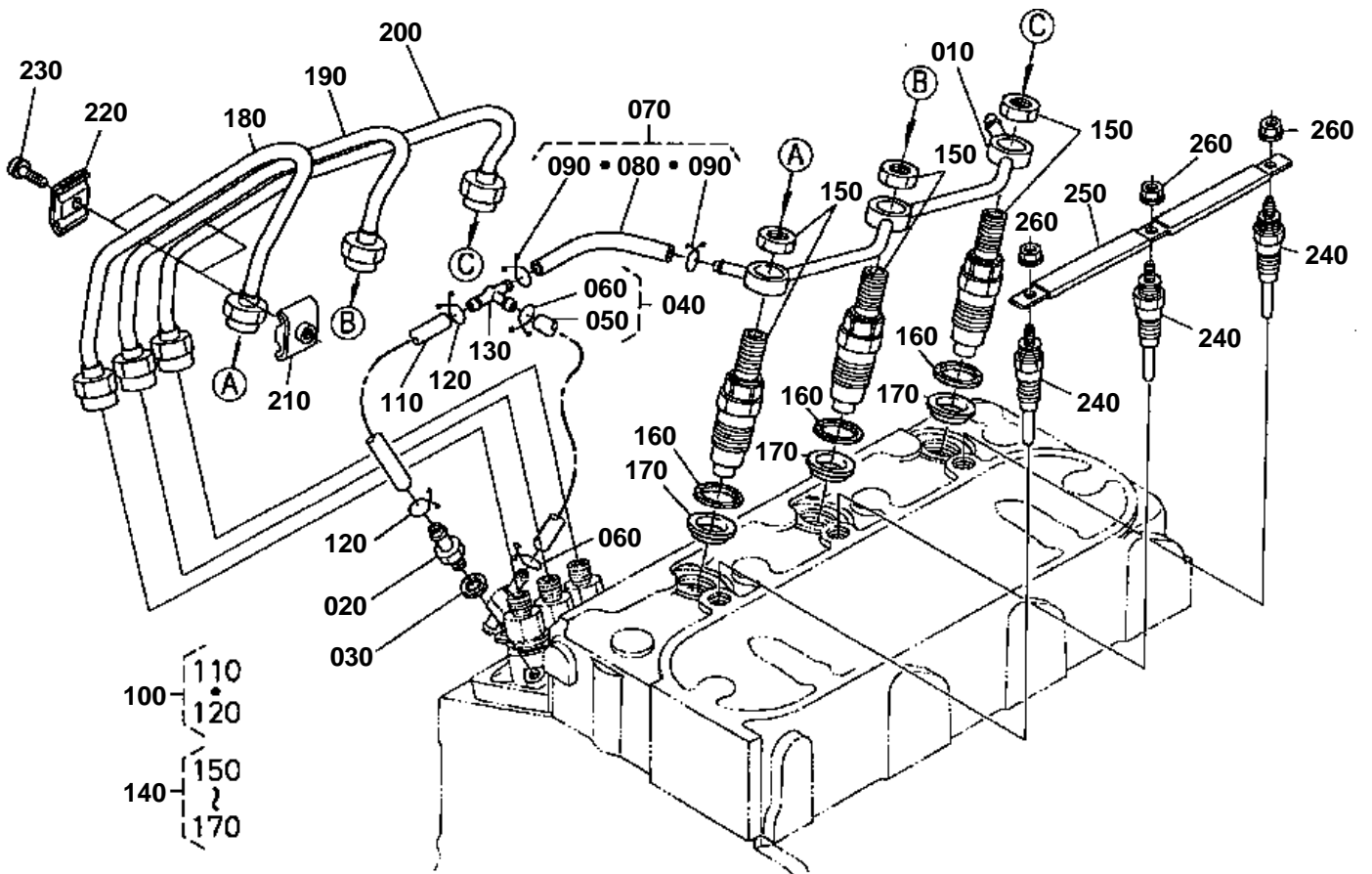


SPEED CONTROL PLATE

↔ Interchangeable; ≠ not interchangeable; ← new for old; → old for new

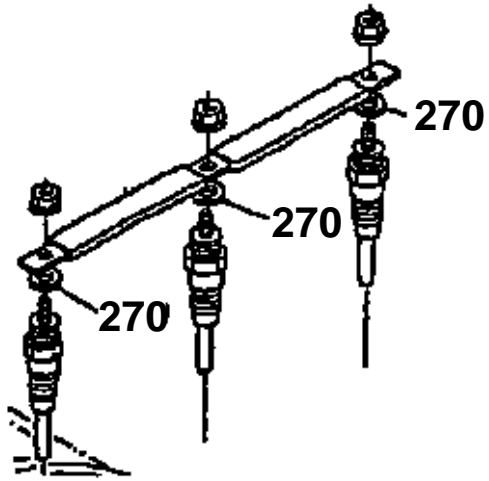
REF.No	Part No.	Description	Q'ty	S.No.	I/C	REMARKS	Weight (kgf)	Weight (lb)
010	1G032-57010	ASSY PLATE CONTROL	1				0.33	0.726
020	16205-57150	LEVER SPEED CONTROL	1				0.033	0.0726
030	16205-57160	LEVER SPEED CONTROL	2				0.03	0.066
040	04814-00100	O RING	1				0.001	0.0022
050	05411-00420	PIN SPRING	2				0.001	0.0022
060	05411-02520	PIN SPRING	2				0.001	0.0022
070	01023-50612	BOLT	2				0.005	0.011
080	16205-56020	COMP.LEVER GOVERNOR	1				0.02	0.044
090	16234-57720	LEVER ENGINE STOP	1				0.03	0.066
100	04814-10070	O RING	1				0.001	0.0022
110	16205-57510	SPRING RETURN	1				0.002	0.0044
120	16205-57740	COMP.LEVER STOP	1				0.046	0.1012
130	16264-57210	GASKET	1				0.002	0.0044
140	01023-50616	BOLT	1				0.005	0.011
145	01053-50618	BOLT	1				0.006	0.0132
150	16245-91540	STUD	2				0.005	0.011
160	02056-50060	NUT	2				0.002	0.0044
170	04512-60060	WASHER SPRING	2				0.001	0.0022
180	15601-96650	GASKET	1				0.001	0.0022

NOZZLE HOLDER AND GLOW PLUG



1G032-009-11

270 04013-60040



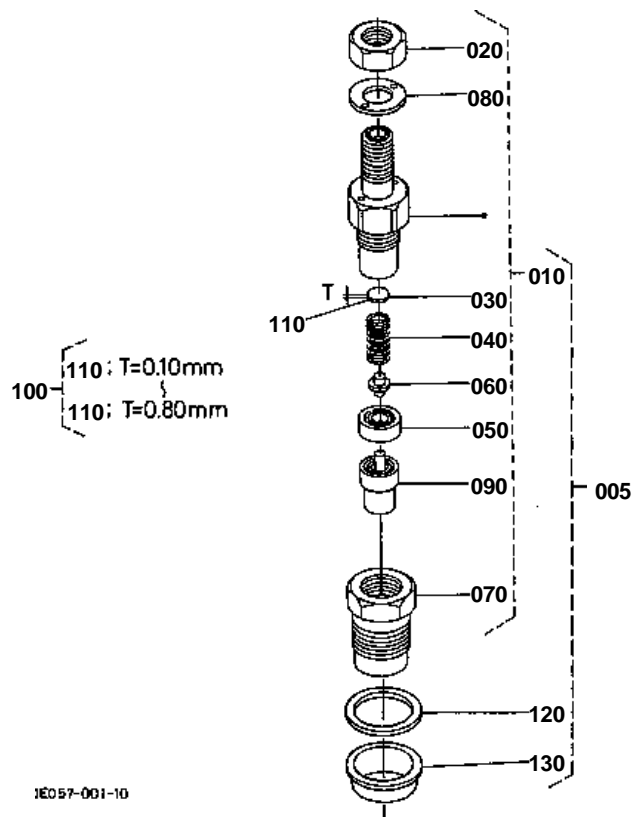
1G032-800-10

**NOZZLE HOLDER AND GLOW PLUG**

↔ Interchangeable; ≠ not interchangeable; ← new for old; → old for new

REF.No	Part No.	Description	Q'ty	S.No.	I/C	REMARKS	Weight (kgf)	Weight (lb)
010	16261-42502	ASSY PIPE OVER FLOW	1				0.04	0.088
020	15841-51360	SCREW AIR BREEDER	1				0.008	0.0176
030	15601-96650	GASKET	1				0.001	0.0022
040	17582-42020	ASSY PIPE OVER FLOW	1				0.001	0.0022
050	09661-40120	TUBE FUEL	1				0.005	0.011
060	14971-42750	CLIP PIPE	2				0.001	0.0022
070	16282-42020	ASSY PIPE OVER FLOW	1				0.01	0.022
080	09661-40040	TUBE FUEL	1				0.005	0.011
090	14971-42750	CLIP PIPE	2				0.001	0.0022
100	16264-42030	ASSY PIPE OVER FLOW	1				0.005	0.011
110	09661-40080	TUBE FUEL	1				0.01	0.022
120	14971-42750	CLIP PIPE	2				0.001	0.0022
130	15101-42570	JOINT PIPE	1				0.006	0.0132
130	1C020-42360	JOINT T-PIPE	1		↔		0.002	0.0044
130	K3511-58390	JOINT T-PIPE	1		↔		0.001	0.0022
140	16032-53900	KIT HOLDER NOZZLE	3			REFER TO L.No.C14-L FOR COMPONENTS.	0.16	0.352
150	16032-53000	ASSY HOLDER NOZZLE	3				0.14	0.308
160	15841-53622	GASKET	3				0.002	0.0044
170	19077-53650	SEAL HEAT	3				0.005	0.011
180	16231-53712	PIPE INJECTION	1				0.12	0.264
190	16231-53722	PIPE INJECTION	1				0.12	0.264
200	16231-53732	PIPE INJECTION	1				0.12	0.264
210	15841-53850	CLAMP PIPE	2				0.01	0.022
220	15841-53860	CLAMP PIPE	2				0.009	0.0198
230	03024-50520	SCREW WITH WASHER	2				0.004	0.0088
240	16851-65510	GLOW PLUG	3				0.02	0.044
250	16261-65560	CORD GLOW PLUG	1				0.01	0.022
260	02761-50040	NUT FLANGE	3				0.002	0.0044
270	04013-60040	WASHER PLAIN	3	<=XS9983			0.002	0.0044

NOZZLE HOLDER [COMPONENT PARTS]

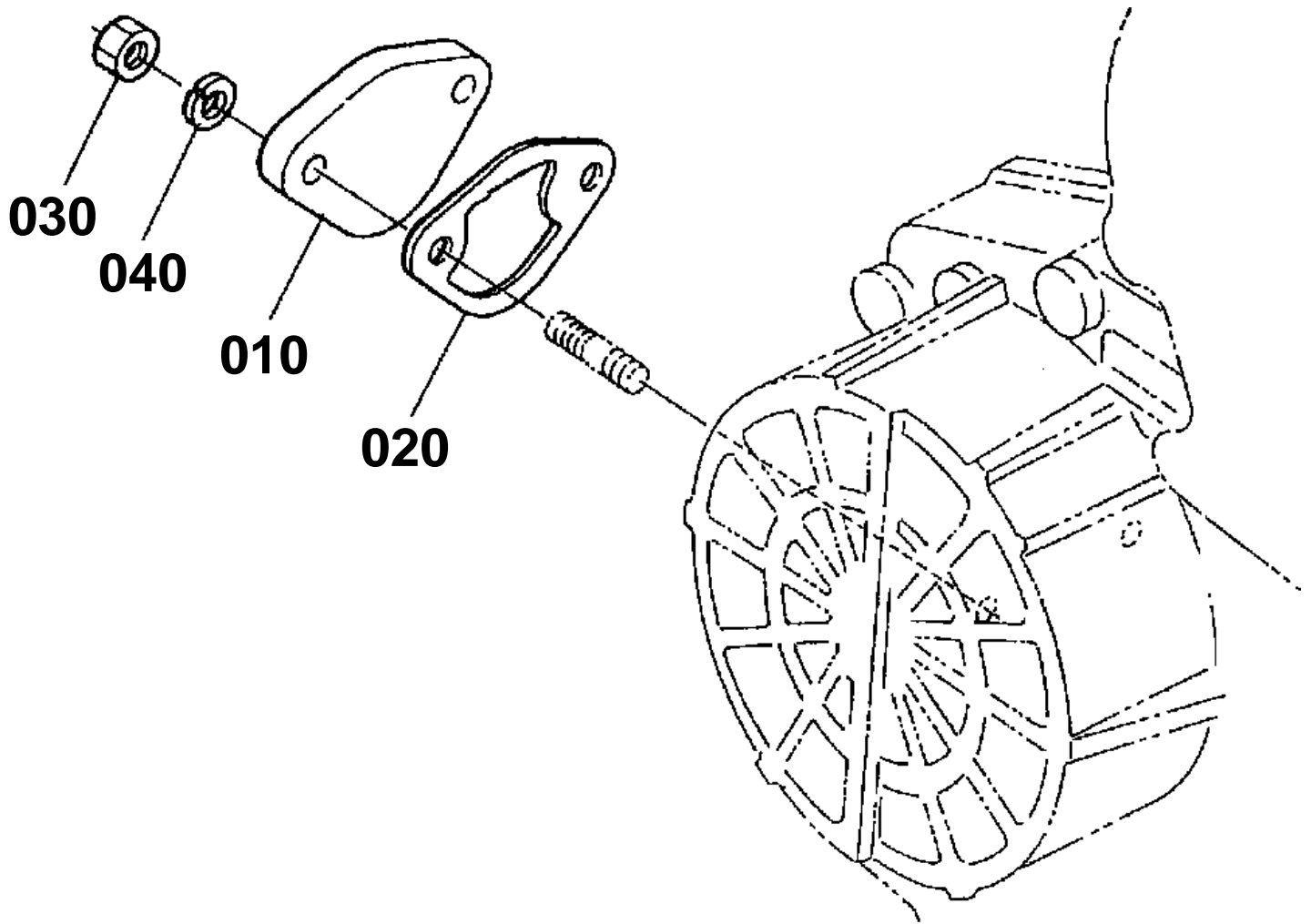




NOZZLE HOLDER [COMPONENT PARTS]

↔ Interchangeable; ≠ not interchangeable; ← new for old; → old for new

REF.No	Part No.	Description	Q'ty	S.No.	I/C	REMARKS	Weight (kgf)	Weight (lb)
005	16032-53900	KIT HOLDER NOZZLE	3				0.16	0.352
010	16032-53000	ASSY HOLDER NOZZLE	3				0.14	0.308
020	16032-92030	NUT	3				0.007	0.0154
030	16032-53230	WASHER ADJUSTING	3				0.001	0.0022
040	16032-53170	SPRING NOZZLE	3				0.007	0.0154
050	16032-53350	SPACER DISTANCE	3				0.02	0.044
060	16032-53160	PUSH ROD	3				0.001	0.0022
070	16032-53280	NUT NOZZLE	3				0.037	0.0814
080	16032-94040	WASHER PLAIN	3				0.002	0.0044
090	16032-53610	PIECE NOZZLE	3				0.021	0.0462
100	16032-98100	ASSY WASHER ADJUST	3			OPTION	0.016	0.0352
110	16032-98500	WASHER ADJUSTING	3			0.10mm	0.001	0.0022
110	16032-98510	WASHER ADJUSTING	3			0.20mm	0.001	0.0022
110	16032-98520	WASHER ADJUSTING	3			0.30mm	0.001	0.0022
110	16032-98530	WASHER ADJUSTING	3			0.40mm	0.001	0.0022
110	16032-98540	WASHER ADJUSTING	3			0.50mm	0.001	0.0022
110	16032-98550	WASHER ADJUSTING	3			0.52mm	0.001	0.0022
110	16032-98560	WASHER ADJUSTING	3			0.54mm	0.001	0.0022
110	16032-98570	WASHER ADJUSTING	3			0.56mm	0.001	0.0022
110	16032-98580	WASHER ADJUSTING	3			0.58mm	0.001	0.0022
110	16032-98590	WASHER ADJUSTING	3			0.80mm	0.001	0.0022
120	15841-53622	GASKET	3				0.002	0.0044
130	19077-53650	SEAL HEAT	3				0.005	0.011



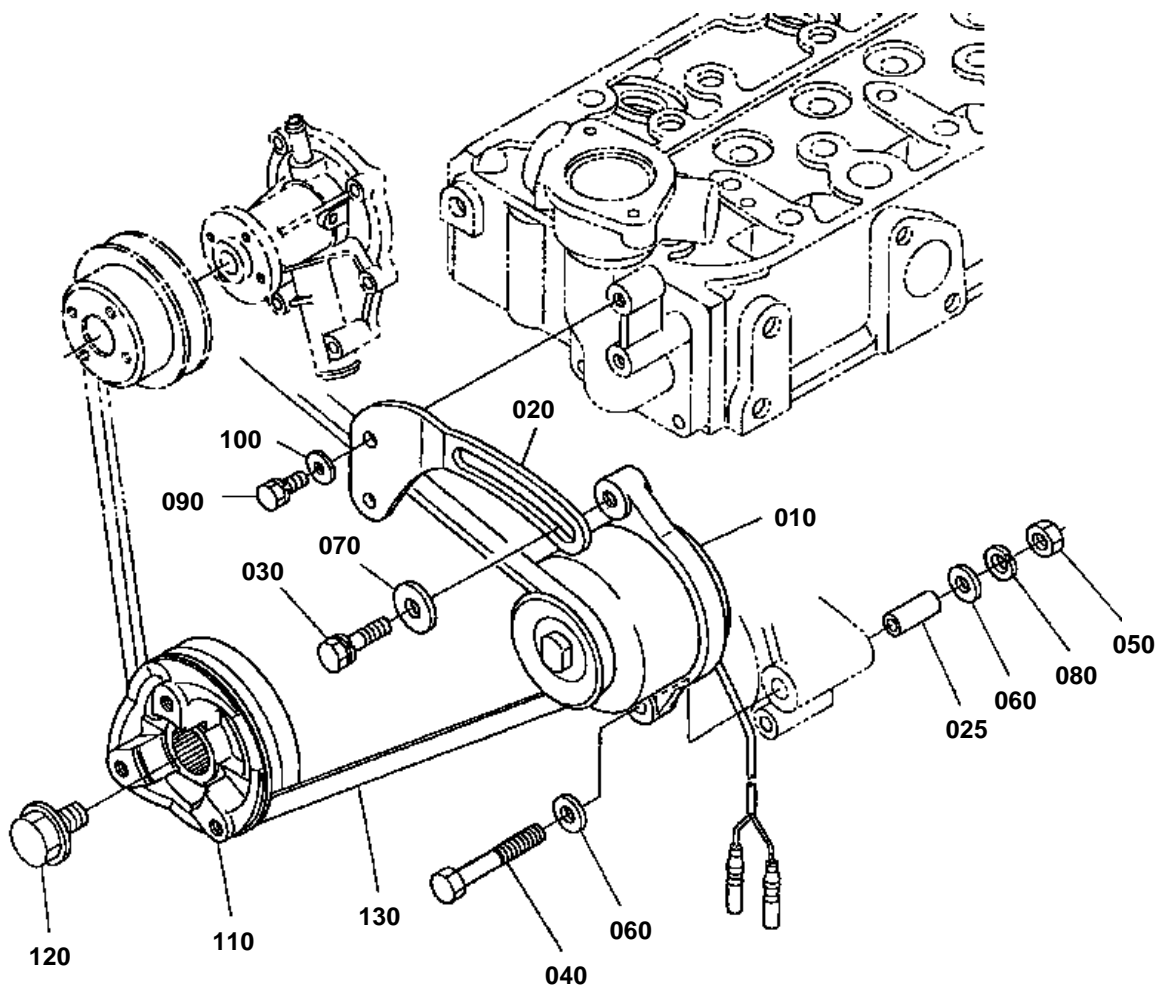
16226-014-10



FUEL PUMP(MECHANICAL)

↔ Interchangeable; ≠ not interchangeable; ← new for old; → old for new

REF.No	Part No.	Description	Q'ty	S.No.	I/C	REMARKS	Weight (kgf)	Weight (lb)
010	15852-52850	COVER	1				0.06	0.132
020	16264-52140	GASKET FUEL PUMP	1				0.001	0.0022
030	02056-50060	NUT	2				0.002	0.0044
040	04512-60060	WASHER SPRING	2				0.001	0.0022



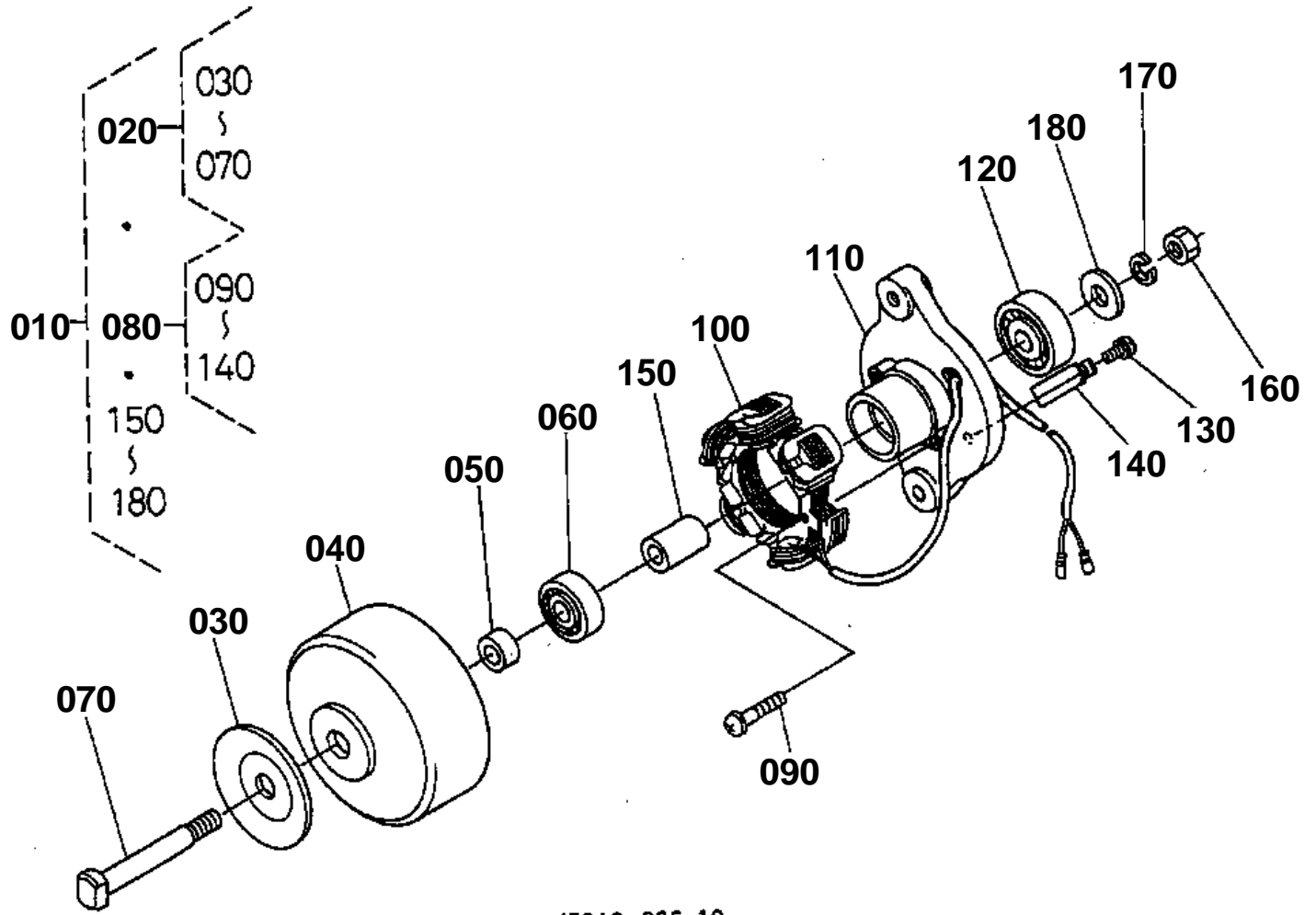
1G032-010-11



DYNAMO AND PULLEY

↔ Interchangeable; ≠ not interchangeable; ← new for old; → old for new

REF.No	Part No.	Description	Q'ty	S.No.	I/C	REMARKS	Weight (kgf)	Weight (lb)
010	15531-64016	ASSY DYNAMO	1			REFER TO L.No.C15-R FOR COMPONENTS.	1.4	3.08
020	16225-64420	STAY DYNAMO	1				0.08	0.176
025	6C040-59310	COLLAR	1				0.005	0.011
030	01123-50830	BOLT	1				0.015	0.033
040	01153-50860	BOLT	1				0.024	0.0528
050	02112-50080	NUT	1				0.003	0.0066
060	04012-50080	WASHER PLAIN	2				0.001	0.0022
070	04015-60080	WASHER PLAIN	1				0.01	0.022
080	04512-60080	WASHER SPRING	1				0.002	0.0044
090	01023-50618	BOLT	1				0.006	0.0132
100	04012-50060	WASHER PLAIN	1				0.001	0.0022
110	K2561-86210	PULLEY FAN DRIVE	1				1.37	3.014
120	16241-91020	BOLT FAN DRIVE	1				0.1	0.22
130	16241-97010	V BELT	1				0.08	0.176



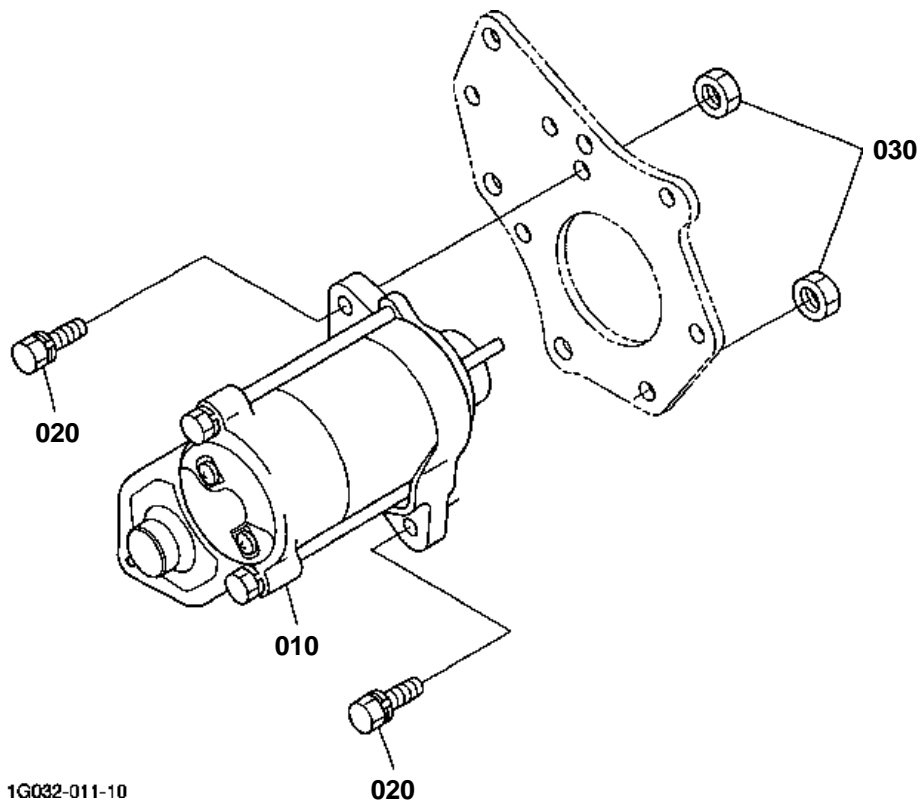
17040-026-10

**DYNAMO [COMPONENT PARTS]**

↔ Interchangeable; ≠ not interchangeable; ← new for old; → old for new

REF.No	Part No.	Description	Q'ty	S.No.	I/C	REMARKS	Weight (kgf)	Weight (lb)
010	15531-64016	ASSY DYNAMO	1				1.4	3.08
020	15381-64120	COMP.FLYWHEEL	1				0.67	1.474
030	15531-64110	PULLEY	1				0.15	0.33
040	15381-64040	FLYWHEEL	1				0.48	1.056
050	6C040-82860	COLLAR	1				0.014	0.0308
060	15531-74180	BEARING BALL	1				0.04	0.088
070	15381-74140	SHAFT FAN	1				0.07	0.154
080	15381-64360	COMP.STATOR	1				0.59	1.298
090	15261-93010	SCREW ROUND HEAD	2				0.003	0.0066
100	15381-64290	STATOR	1				0.24	0.528
110	15381-64070	PLATE	1				0.26	0.572
120	15531-74180	BEARING BALL	1				0.04	0.088
130	15531-93010	SCREW ROUND HEAD	1				0.002	0.0044
140	15381-64190	CLAMP CORD	1				0.001	0.0022
150	15381-64150	COLLAR	1				0.025	0.055
160	15261-92030	NUT	1				0.01	0.022
170	15261-94070	WASHER SPRING	1				0.003	0.0066
180	15261-94020	WASHER PLAIN	1				0.007	0.0154

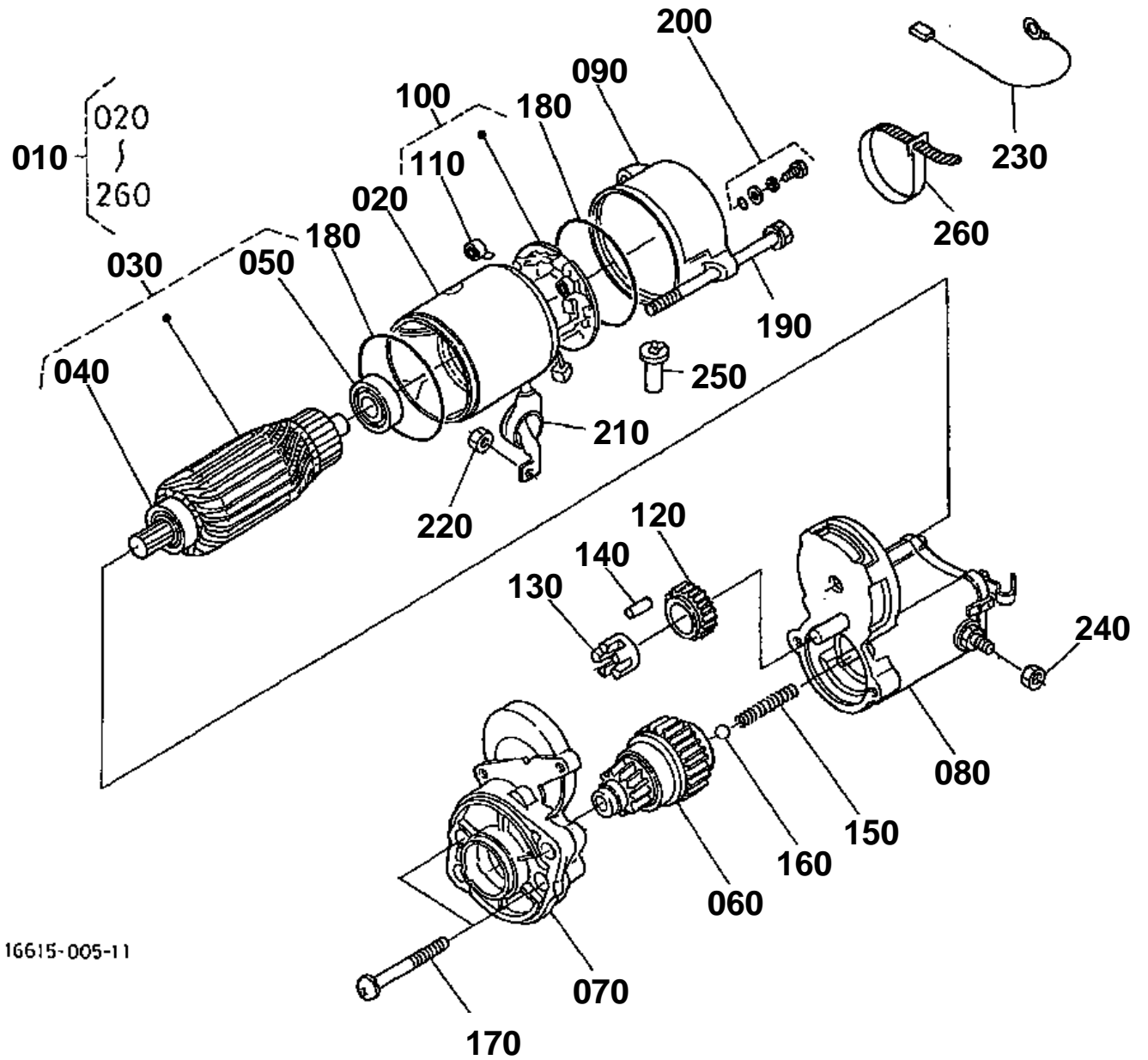
STARTER



**STARTER**

↔ Interchangeable; ≠ not interchangeable; ← new for old; → old for new

REF.No	Part No.	Description	Q'ty	S.No.	I/C	REMARKS	Weight (kgf)	Weight (lb)
010	16611-63010	ASSY STARTER	1	<=YB0607		REFER TO L.No.C16-R FOR COMPONENTS. REFER TO L.No.C16-R FOR COMPONENTS.	3.95	8.69
010	16235-63010	ASSY STARTER	1	>=YC0001	←		3.98	8.756
020	01123-50830	BOLT	2				0.015	0.033
030	02114-50080	NUT	2				0.005	0.011

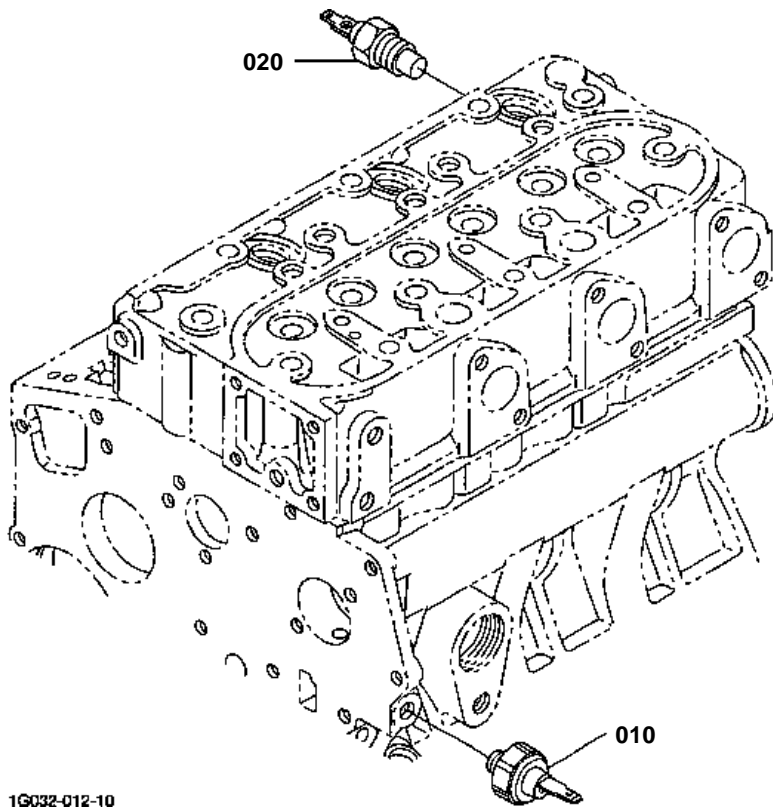


16615-005-11

**STARTER [COMPONENT PARTS]**

↔ Interchangeable; ≠ not interchangeable; ← new for old; → old for new

REF.No	Part No.	Description	Q'ty	S.No.	I/C	REMARKS	Weight (kgf)	Weight (lb)
010	16611-63010	ASSY STARTER	1	<=YB0607			3.95	8.69
010	16235-63010	ASSY STARTER	1	>=YC0001	←		3.98	8.756
020	16661-63080	ASSY YOKE	1				0.96	2.112
030	11197-63070	ASSY ARMATURE	1				0.8	1.76
040	11460-63500	BEARING	1				0.03	0.066
050	11460-63530	BEARING	1				0.02	0.044
060	16611-63040	CLUTCH OVER RUNNING	1	<=YB0607			0.08	0.176
060	16235-63040	KIT STARTER	1	>=YC0001	≠		0	0
070	16611-63030	FRAME DRIVE END	1	<=YB0607			0.1	0.22
070	16235-63030	ASSY HOUSING STARTER	1	>=YC0001	≠		0	0
080	16611-63020	ASSY SWITCH MAGNETIC	1				0.91	2.002
090	17341-63200	FRAME END	1				0.13	0.286
100	11197-63380	ASSY HOLDER BRUSH	1				0.05	0.11
110	15401-63390	SPRING BRUSH	4				0.003	0.0066
120	11460-63270	GEAR	1				0.04	0.088
130	11460-63110	RETAINER	1				0.01	0.022
140	19212-63100	ROLLER	5				0.002	0.0044
150	11460-63120	SPRING	1				0.01	0.022
160	19212-97130	BALL	1				0.003	0.0066
170	11460-93310	BOLT	2				0.01	0.022
180	15511-96660	O RING	2				0.005	0.011
190	11197-63320	BOLT	2				0.02	0.044
200	15511-63760	ASSY BOLT	2				0.005	0.011
210	16611-63450	COVER	1				0.03	0.066
220	16611-92020	NUT HEXAGON	1	<=YB0607			0.005	0.011
220	13963-92010	NUT HEXAGON	1	>=YC0001	≠		0.005	0.011
230	16611-63660	CORD STOP SOLENOID	1				0.005	0.011
240	16285-92010	NUT HEXAGON	1				0.005	0.011
250	16285-63570	PIPE DRAIN	1				0.005	0.011
260	16612-63100	BAND COVER	1				0.01	0.022



1G032-012-10

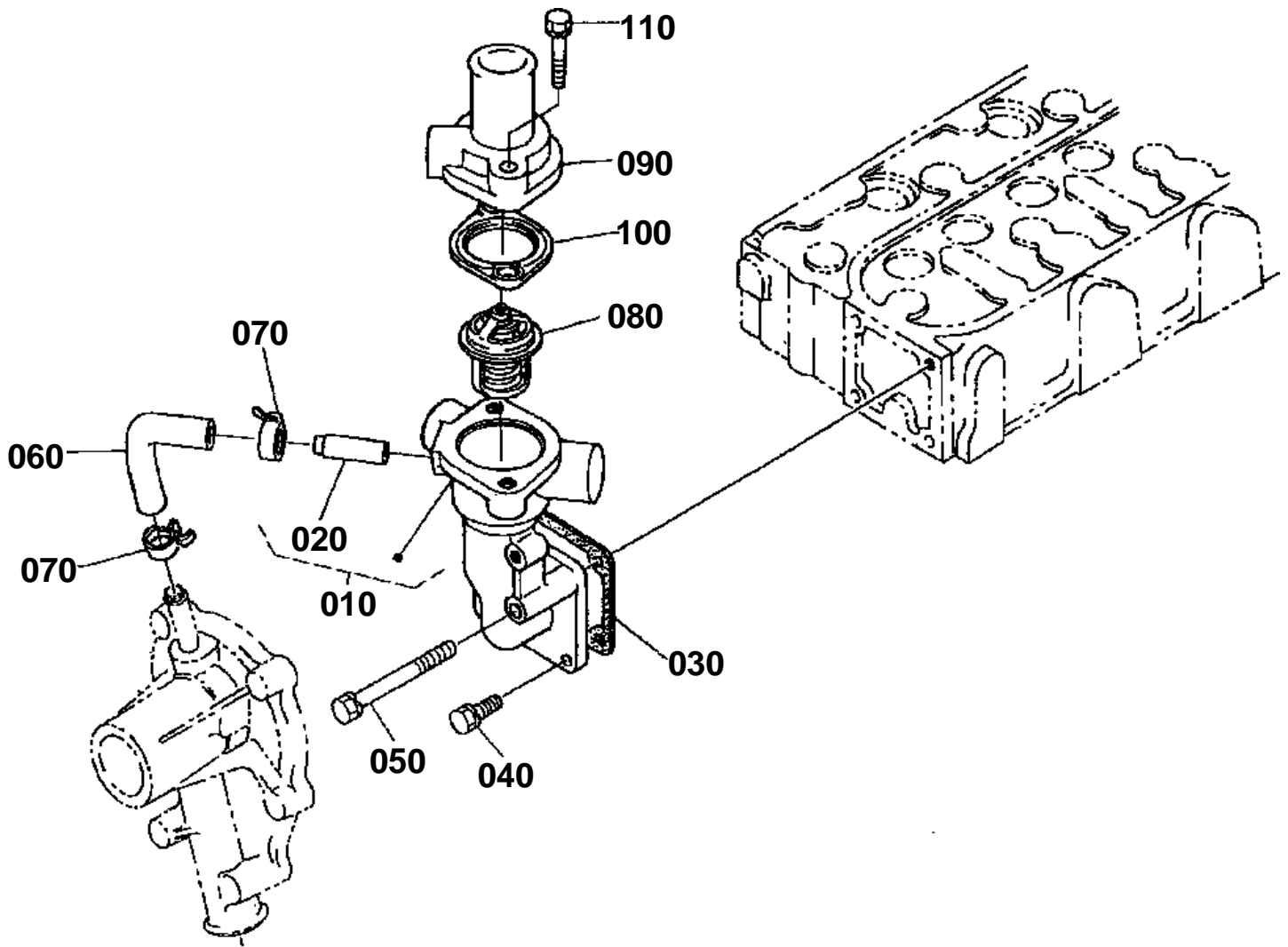


OIL SWITCH/THERMOMETER AND PLUG

↔ Interchangeable; ≠ not interchangeable; ← new for old; → old for new

REF.No	Part No.	Description	Q'ty	S.No.	I/C	REMARKS	Weight (kgf)	Weight (lb)
010	15531-39010	SWITCH OIL	1				0.032	0.0704
020	31351-32830	SENSOR THERMO	1				0.02	0.044

WATER FLANGE AND THERMOSTAT



16220-001-10

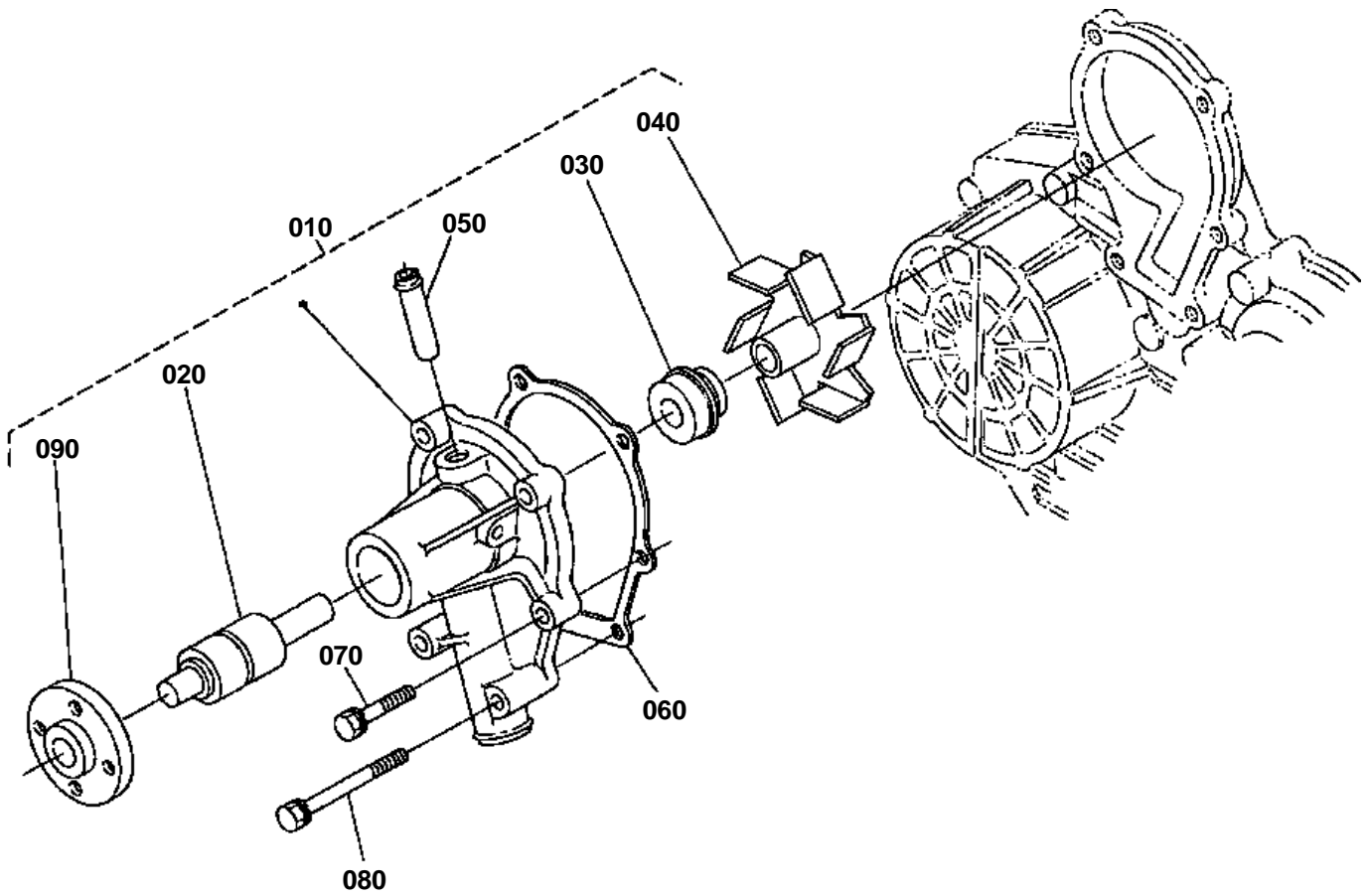


WATER FLANGE AND THERMOSTAT

↔ Interchangeable; ≠ not interchangeable; ← new for old; → old for new

REF.No	Part No.	Description	Q'ty	S.No.	I/C	REMARKS	Weight (kgf)	Weight (lb)
010	16203-72700	COMP FLANGE WATER	1				0.284	0.6248
020	16241-73370	PIPE WATER RETURN	1				0.007	0.0154
030	16264-72920	GASKET WATER FLANGE	1				0.001	0.0022
040	01023-50616	BOLT	3				0.005	0.011
050	01023-50655	BOLT	1				0.012	0.0264
060	16241-73350	PIPE WATER RETURN	1				0.015	0.033
070	16241-73360	BAND PIPE	2				0.003	0.0066
080	15321-73010	ASSY THERMOSTAT	1	<=1D1132			0	0
080	15321-73014	ASSY THERMOSTAT	1	>=1E0001	←		0	0
090	16219-73260	COVER THERMOSTAT	1				0.094	0.2068
100	16221-73270	GASKET THERMOSTAT	1				0.003	0.0066
110	01123-50835	BOLT	2				0.02	0.044

WATER PUMP



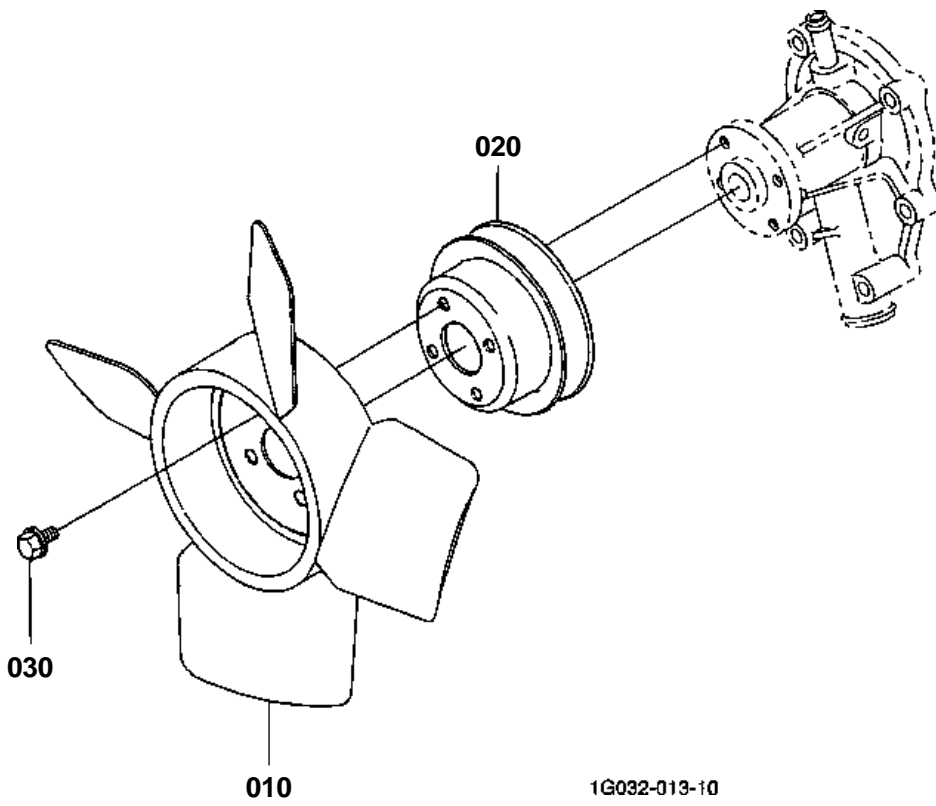
15224-016-11



WATER PUMP

↔ Interchangeable; ≠ not interchangeable; ← new for old; → old for new

REF.No	Part No.	Description	Q'ty	S.No.	I/C	REMARKS	Weight (kgf)	Weight (lb)
010	16251-73032	ASSY PUMP WATER	1				0.9	1.98
020	16259-73550	BEARING	1				0	0
030	15481-73050	ASSY SEAL MECHANICAL	1	≤1U7903			0.02	0.044
030	1G642-73050	ASSY SEAL MECHANICAL	1	≥1W0001	≠		0	0
040	16251-73510	IMPELLER WATER PUMP	1	≤1U7903			0.075	0.165
040	16259-73512	IMPELLER WATER PUMP	1	≥1W0001	≠		0	0
050	16241-73340	PIPE WATER RETURN	1				0.006	0.0132
060	16251-73430	GASKET WATER PUMP	1				0.005	0.011
070	01023-50630	BOLT	4				0.008	0.0176
080	01023-50685	BOLT	2				0.018	0.0396
090	16259-73520	FLANGE WATER PUMP	1				0.15	0.33

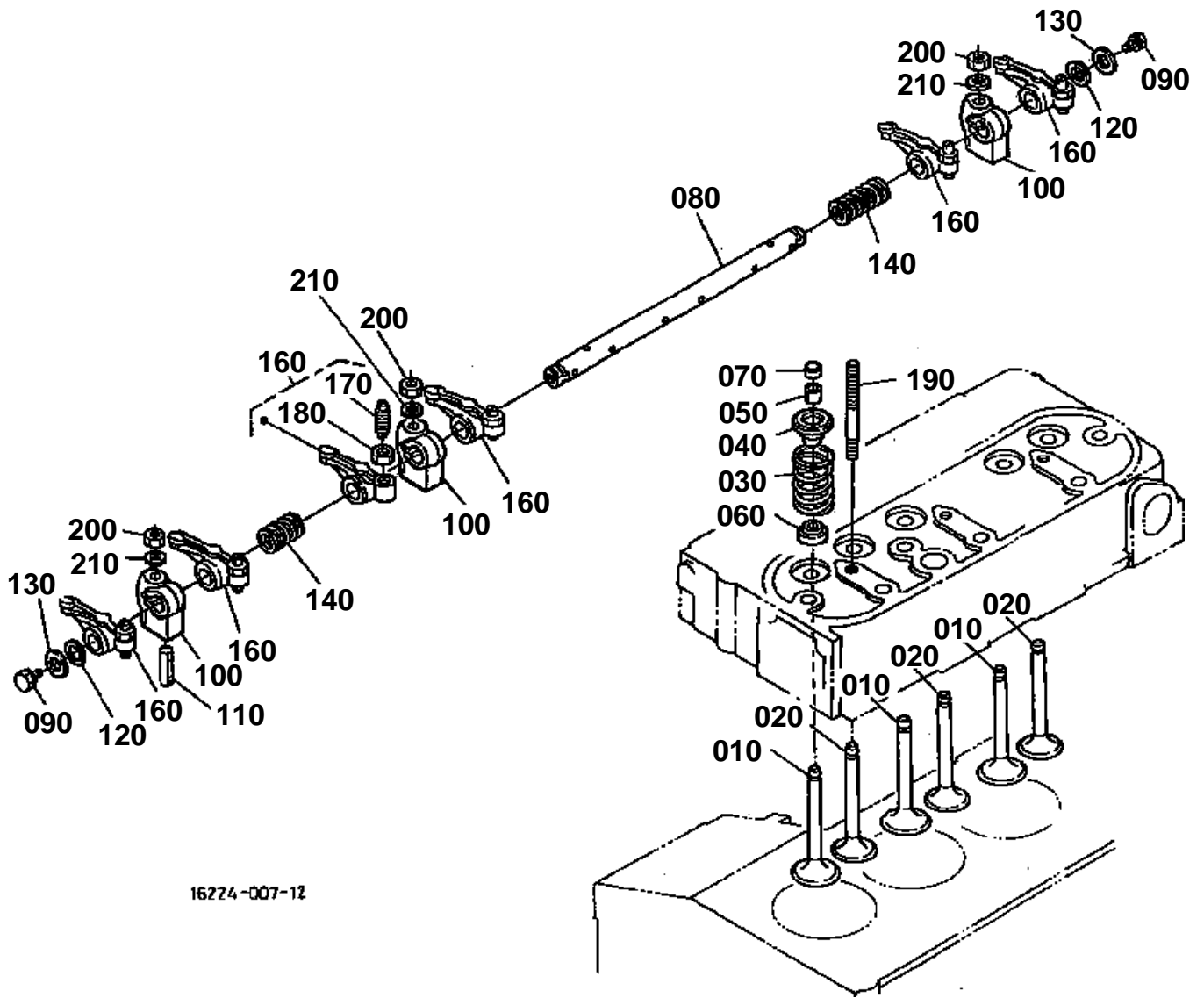


**FAN**

↔ Interchangeable; ≠ not interchangeable; ← new for old; → old for new

REF.No	Part No.	Description	Q'ty	S.No.	I/C	REMARKS	Weight (kgf)	Weight (lb)
010	15872-74110	FAN	1				0.25	0.55
020	16217-74250	PULLEY FAN	1				0.2	0.44
030	01754-50612	BOLT FLANGE	4				0.005	0.011

VALVE AND ROCKER ARM



16224-007-12

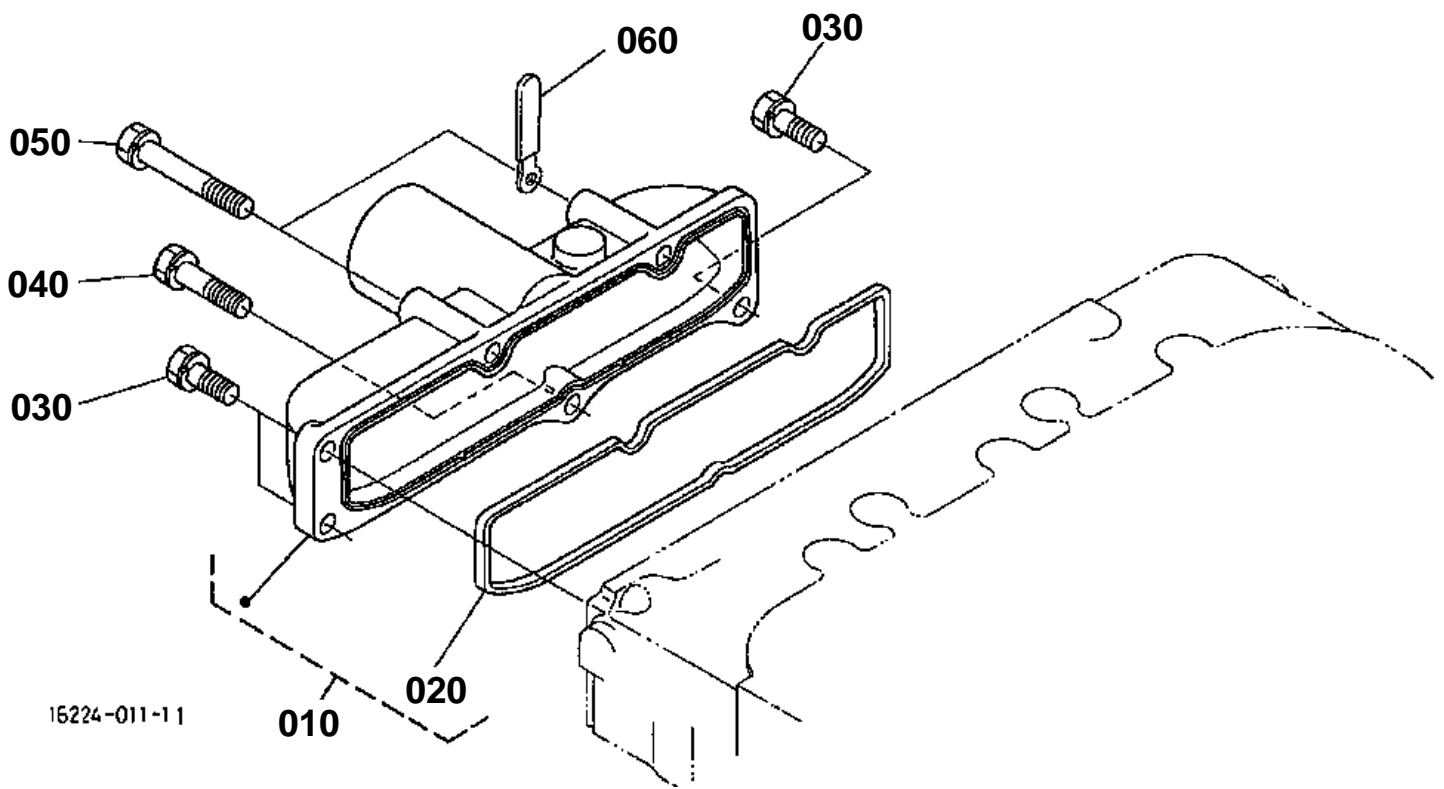


VALVE AND ROCKER ARM

↔ Interchangeable; ≠ not interchangeable; ← new for old; → old for new

REF.No	Part No.	Description	Q'ty	S.No.	I/C	REMARKS	Weight (kgf)	Weight (lb)
010	16241-13110	VALVE INLET	3				0.05	0.11
020	16241-13120	VALVE EXHAUST	3				0.045	0.099
030	16271-13240	SPRING VALVE	6				0.015	0.033
040	16241-13330	RETAINER VALVE SP.	6				0.012	0.0264
050	15261-13360	COLLET VALVE SPRING	6			SET	0.004	0.0088
060	1C010-13150	SEAL VALVE STEM	6				0.002	0.0044
070	16241-13280	CAP VALVE	6				0.005	0.011
080	16261-14264	SHAFT ROCKER ARM	1				0.16	0.352
090	01023-50610	BOLT	2				0.005	0.011
100	16241-14350	BRACKET ROCKER ARM	3				0.04	0.088
110	05411-00428	PIN SPRING	1				0.002	0.0044
120	16241-14430	WASHER R-ARM.SHAFT	2				0.002	0.0044
130	15841-94022	WASHER PLAIN	2				0.005	0.011
140	16241-14310	SPRING ROCKER ARM	2				0.004	0.0088
150	99999-99999	BLANK	0				0	0
160	16241-14032	ASSY ROCKER ARM	6				0.052	0.1144
170	16241-14230	SCREW ADJUSTING	6				0.008	0.0176
180	16241-14240	NUT	6				0.004	0.0088
190	16241-14410	STUD	3				0.022	0.0484
200	15261-92010	NUT	3				0.005	0.011
210	15261-94010	WASHER PLAIN	3				0.002	0.0044

INLET MANIFOLD

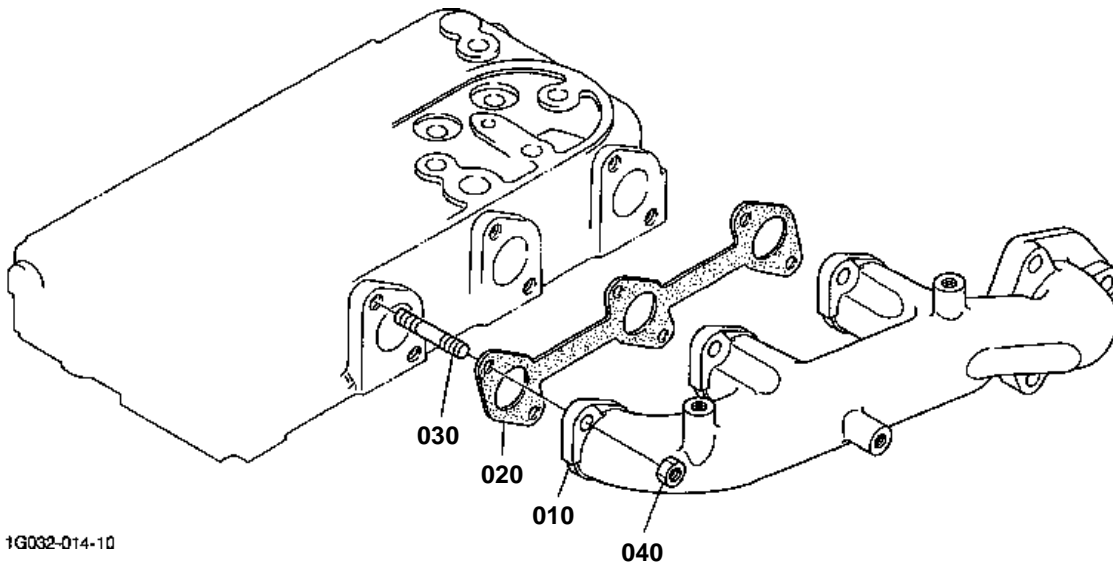


**INLET MANIFOLD**

↔ Interchangeable; ≠ not interchangeable; ← new for old; → old for new

REF.No	Part No.	Description	Q'ty	S.No.	I/C	REMARKS	Weight (kgf)	Weight (lb)
010	16261-11770	ASSY MANIFOLD INLET	1				0.3	0.66
020	16261-11822	GASKET IN-MANIFOLD	1				0.01	0.022
030	01023-50618	BOLT	3				0.006	0.0132
040	01023-50630	BOLT	1				0.008	0.0176
050	01023-60650	BOLT	2				0.015	0.033
060	15272-67590	CLAMP CORD	1				0.004	0.0088

EXHAUST MANIFOLD



1G032-014-10

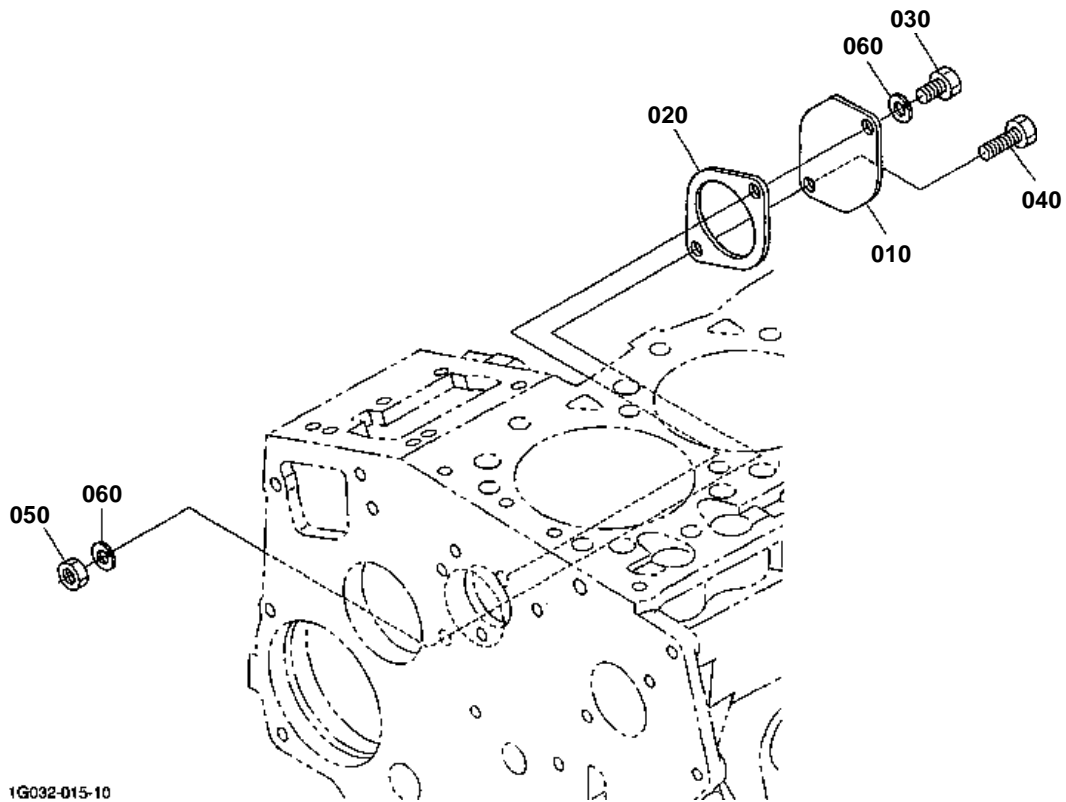


EXHAUST MANIFOLD

↔ Interchangeable; ≠ not interchangeable; ← new for old; → old for new

REF.No	Part No.	Description	Q'ty	S.No.	I/C	REMARKS	Weight (kgf)	Weight (lb)
010	K2561-83210	MANIFOLD EXHAUST	1				1.95	4.29
020	16261-12350	GASKET EX-MANIFOLD	1				0.019	0.0418
030	16241-91490	STUD	6				0.005	0.011
040	16271-92010	NUT	6				0.005	0.011

HYDRAULIC PUMP COVER



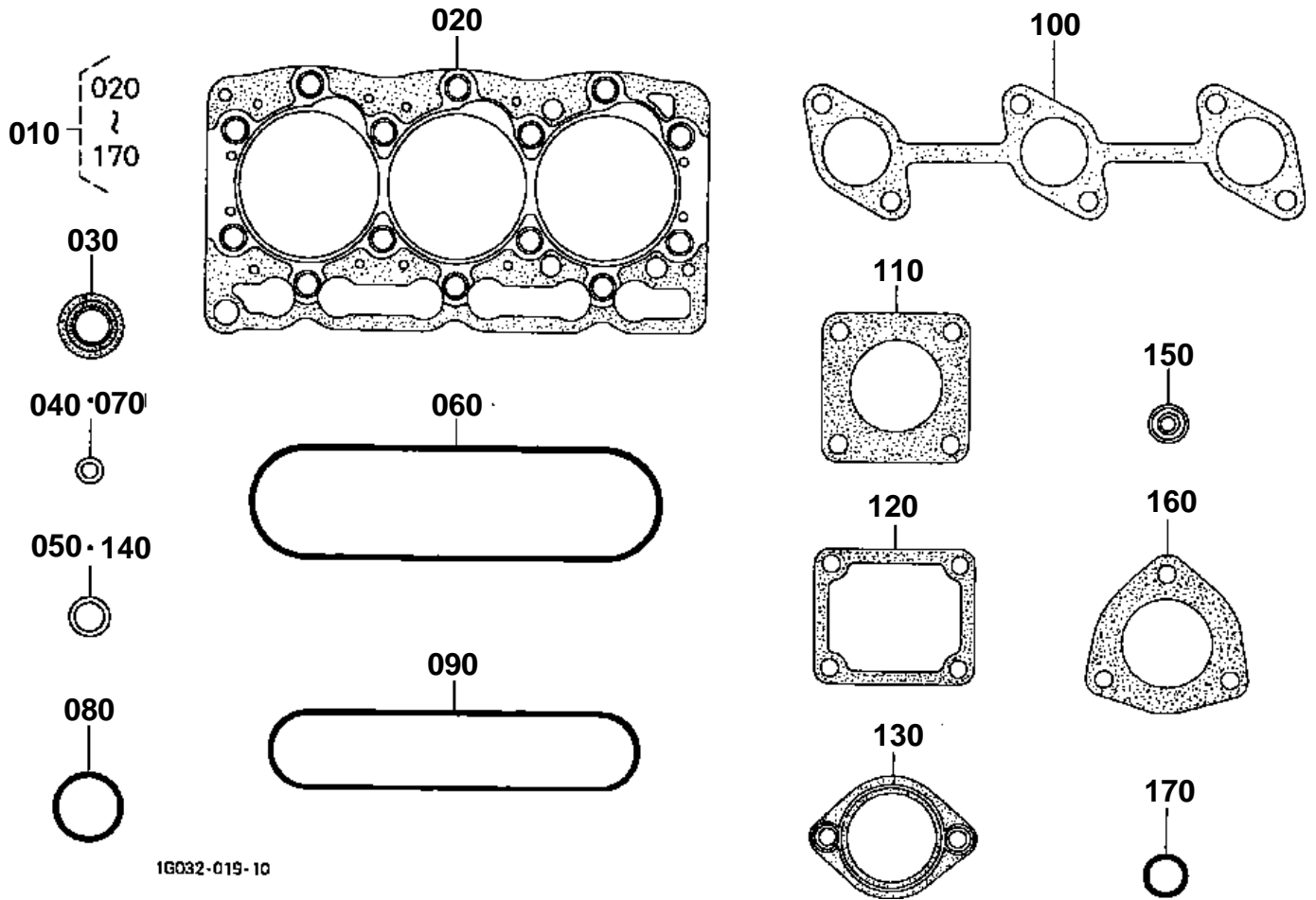
1G032-015-10



HYDRAULIC PUMP COVER

↔ Interchangeable; ≠ not interchangeable; ← new for old; → old for new

REF.No	Part No.	Description	Q'ty	S.No.	I/C	REMARKS	Weight (kgf)	Weight (lb)
010	K2561-84110	PLATE PUMP HOLE	1				0	0
020	16299-83110	GASKET PUMP COVER NA	1				0.005	0.011
030	01053-50820	HEX.BOLT	1				0.012	0.0264
040	01053-50830	HEX.BOLT	1				0.015	0.033
050	02054-50080	HEX.NUT	1				0.005	0.011
060	75599-33012	WASHER SPRING	2				0.002	0.0044



1G032-019-10

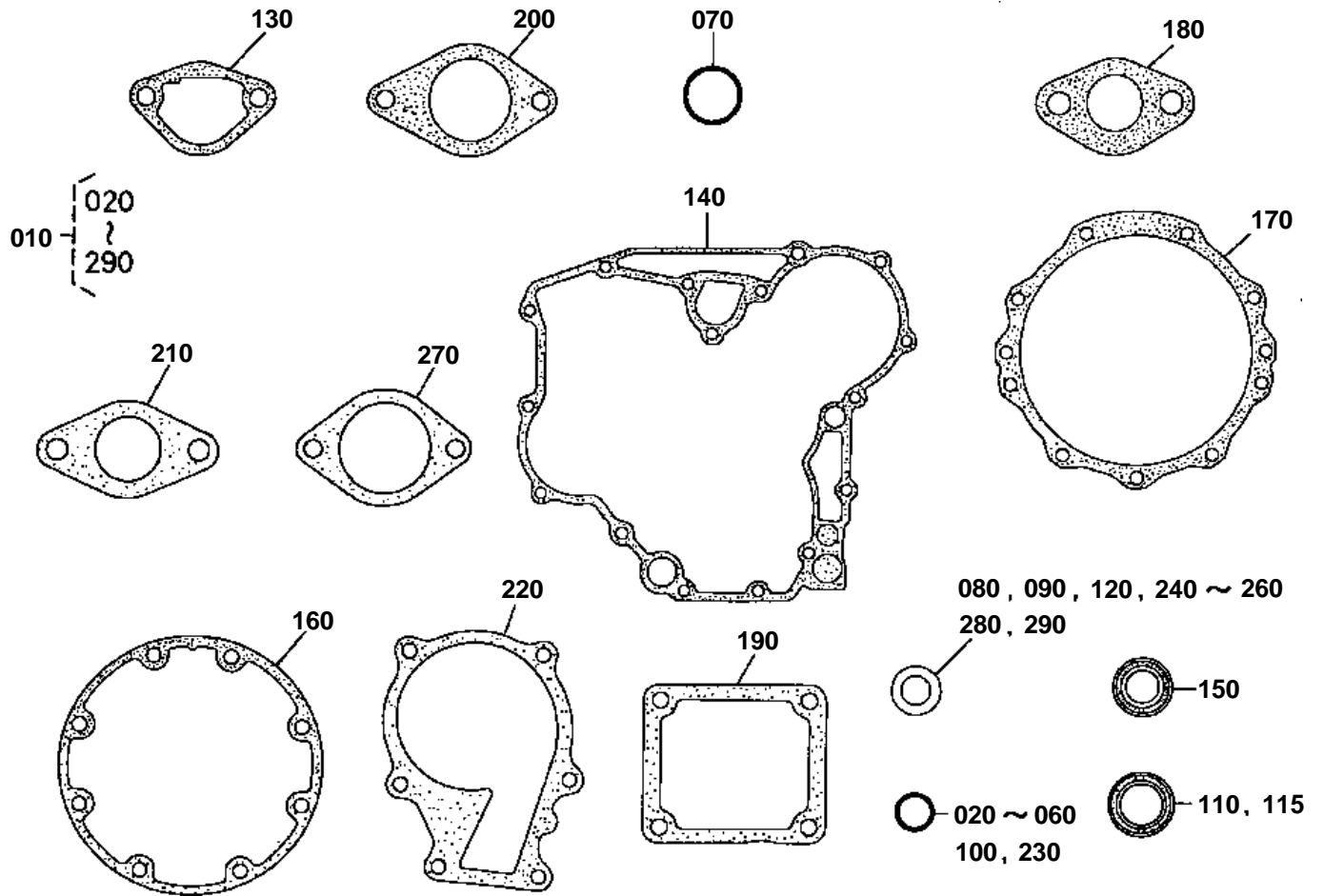


UPPER GASKET KIT

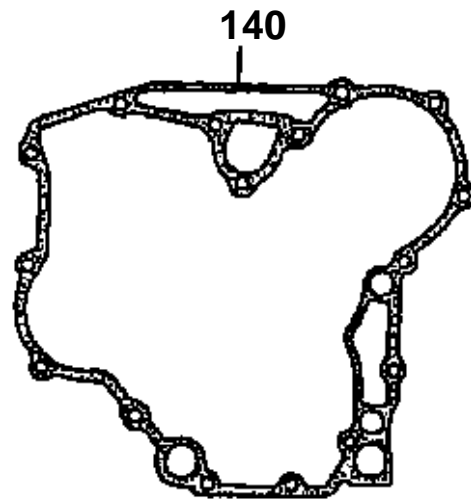
↔ Interchangeable; ≠ not interchangeable; ← new for old; → old for new

REF.No	Part No.	Description	Q'ty	S.No.	I/C	REMARKS	Weight (kgf)	Weight (lb)
010	07916-27886	UPPER GASKET KIT	1				0	0
020	16221-03310	GASKET CYLINDER HEAD	1				0.075	0.165
030	1C010-13150	SEAL VALVE STEM	6				0.002	0.0044
040	15601-96650	GASKET	1				0.001	0.0022
050	15841-53622	GASKET	3				0.002	0.0044
060	16261-14520	GASKET HEAD COVER	1				0.01	0.022
070	15951-96660	GASKET	3				0.001	0.0022
080	04814-50300	O RING	1				0.001	0.0022
090	16261-11822	GASKET IN-MANIFOLD	1				0.01	0.022
100	16261-12350	GASKET EX-MANIFOLD	1				0.019	0.0418
110	15263-12370	GASKET MUFFLER NA	1			OUT OF USE	0.015	0.033
120	16264-72920	GASKET WATER FLANGE	1				0.001	0.0022
130	16221-73270	GASKET THERMOSTAT	1				0.003	0.0066
140	16261-96710	GASKET	1			OUT OF USE	0.002	0.0044
150	19077-53650	SEAL HEAT	3				0.005	0.011
160	15862-12230	GASKET MUFFLER NA	1				0.015	0.033
170	15221-33700	O RING	1				0.001	0.0022

LOWER GASKET KIT



140 16264-0413-0



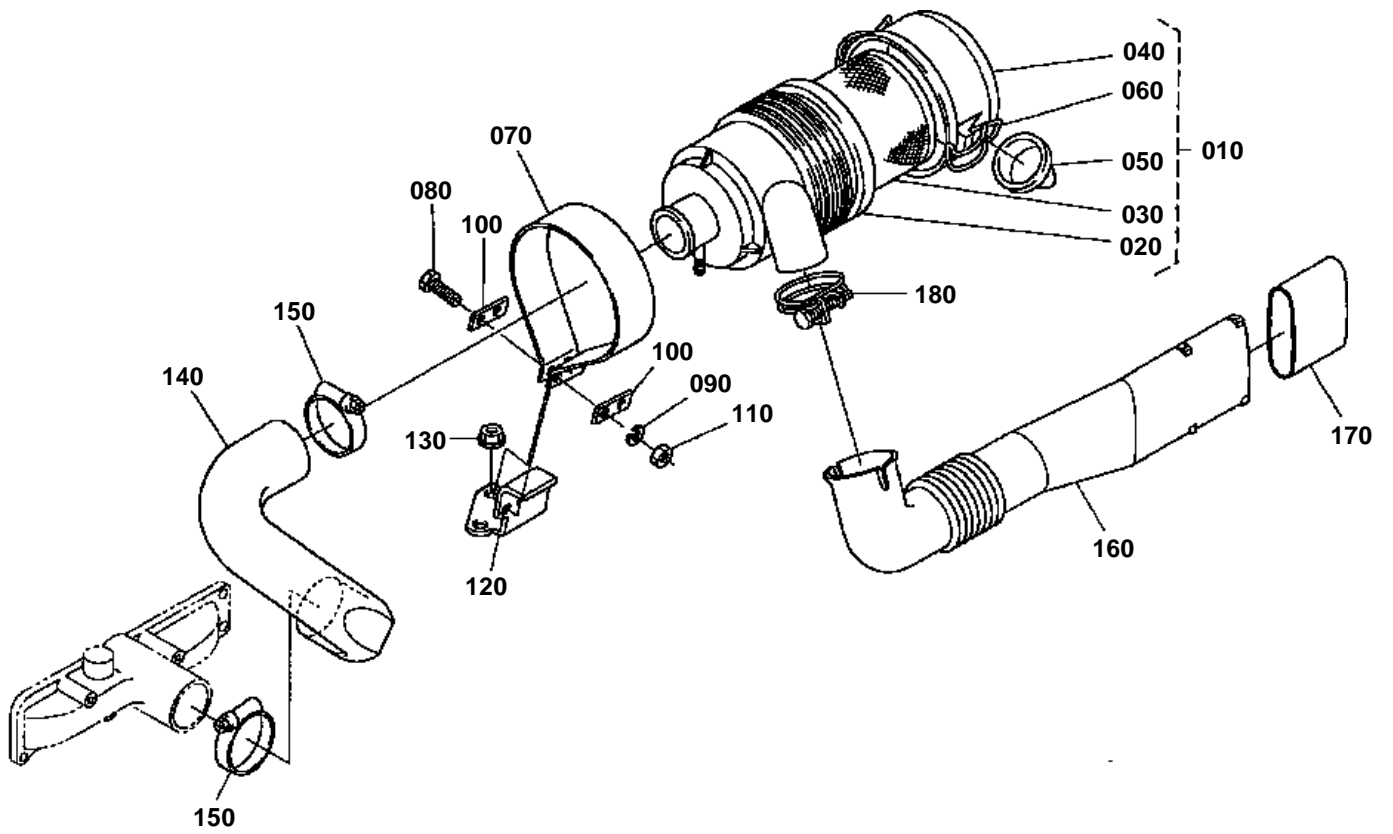
1G032-801-10

**LOWER GASKET KIT**

↔ Interchangeable; ≠ not interchangeable; ← new for old; → old for new

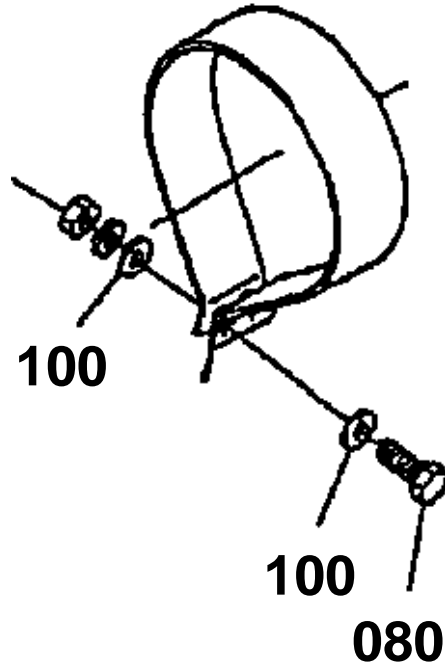
REF.No	Part No.	Description	Q'ty	S.No.	I/C	REMARKS	Weight (kgf)	Weight (lb)
010	07916-27797	LOWER GASKET KIT	1				0	0
020	04814-00100	O RING	1				0.001	0.0022
030	04814-00150	O RING	2	≤1S7639			0.001	0.0022
040	04814-00160	O RING	1				0.001	0.0022
050	04814-06100	O RING	2	≤1S7639			0.003	0.0066
060	04814-10280	O RING	1				0.001	0.0022
070	04811-10460	O RING	1			OUT OF USE	0.002	0.0044
080	15021-33660	GASKET	1				0.001	0.0022
090	6C090-58960	GASKET	2				0.002	0.0044
100	04814-00090	O RING	1				0.001	0.0022
110	16241-04460	SEAL OIL	1			OUT OF USE	0.02	0.044
115	16271-04460	SEAL OIL	1				0.04	0.088
120	15601-96650	GASKET	5				0.001	0.0022
130	16264-52140	GASKET FUEL PUMP	1				0.001	0.0022
140	16264-04130	GASKET GEAR CASE	1	≤1S7639			0.01	0.022
140	16264-04132	GASKET GEAR CASE	1	≥1W0001	←		0	0
150	16241-04212	SEAL OIL	1				0.012	0.0264
160	16264-04360	GASKET BRG.CASE	1				0.002	0.0044
170	16264-04820	GASKET	1				0.008	0.0176
180	16299-56260	GASKET	1				0.002	0.0044
190	16264-57210	GASKET	1				0.002	0.0044
200	16264-88130	GASKET H/METER UNIT	1			OUT OF USE	0.002	0.0044
210	16299-60150	GASKET	1				0.003	0.0066
220	16251-73430	GASKET WATER PUMP	1				0.005	0.011
230	04814-10070	O RING	1				0.001	0.0022
240	04724-00100	GASKET	1			OUT OF USE	0.001	0.0022
250	1G031-96650	GASKET	1				0.001	0.0022
260	04714-00200	GASKET	1				0.002	0.0044
270	16299-83110	GASKET PUMP COVER NA	1				0.005	0.011
280	15841-96650	GASKET	2				0.001	0.0022
290	15861-96650	GASKET	1				0.001	0.0022

AIR CLEANER



K2561-003-11

080 01053-50820
100 75599-32012



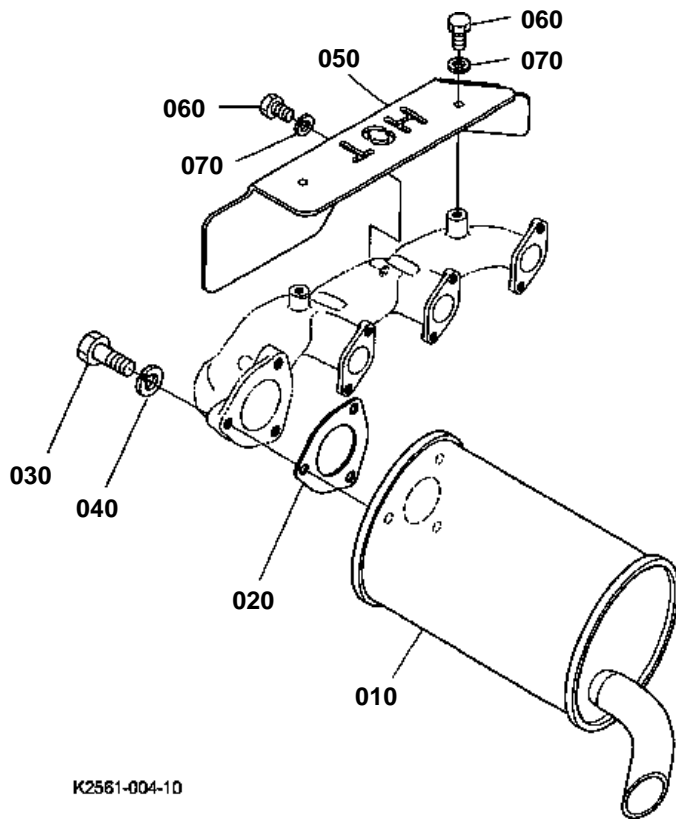
K2561-805-10

**AIR CLEANER**

↔ Interchangeable; ≠ not interchangeable; ← new for old; → old for new

REF.No	Part No.	Description	Q'ty	S.No.	I/C	REMARKS	Weight (kgf)	Weight (lb)
010	K1211-82110	AIR CLEARNER ASSY	1				0	0
020	K1211-82310	BODY	1				0	0
030	K1211-82320	ELEMENT	1				0.26	0.572
040	K1211-82330	COVER	1				0	0
050	K1211-82340	DUST EJECTOR VALVE	1				0	0
060	K1211-82350	CLIP	2				0	0
070	K2561-82140	SUPPORT AIR CLEANER	1				0	0
080	01053-50820	HEX.BOLT	2	<=62517			0.012	0.0264
080	01053-50825	BOLT	2	>=62518	←		0.014	0.0308
090	75599-33012	WASHER SPRING	2				0.002	0.0044
100	75599-32012	WASHER PLAIN	4	<=62517			0.002	0.0044
100	K2561-82170	WASHER AIR CLEANER	2	>=62518	←		0.01	0.022
110	02054-50080	HEX.NUT	2				0.005	0.011
120	K2561-82150	BRACKET AIR CLEANER	1				0	0
130	02771-50100	NUT FLANGE	2				0	0
140	K2561-82120	HOSE INLET	1				0	0
150	K1211-82170	BAND PIPE	2				0	0
160	K2561-82130	PIPE INTAKE	1				0	0
170	K2561-82160	CUSHION INTAKE PIPE	1				0	0
180	09318-89052	CLAMP HOSE	1				0.03	0.066

MUFFLER



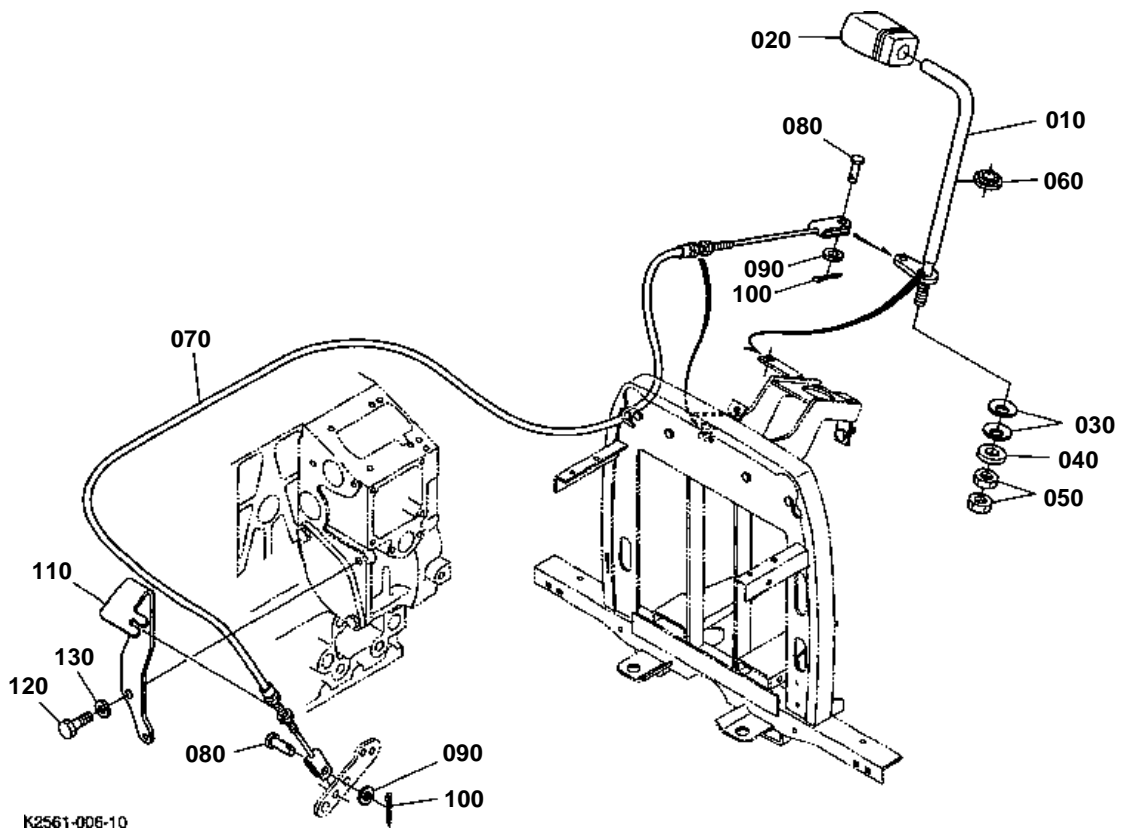
K2561-004-10

**MUFFLER**

↔ Interchangeable; ≠ not interchangeable; ← new for old; → old for new

REF.No	Part No.	Description	Q'ty	S.No.	I/C	REMARKS	Weight (kgf)	Weight (lb)
010	K2561-83110	MUFFLER COMP	1				0	0
020	15862-12230	GASKET MUFFLER NA	1				0.015	0.033
030	01053-50830	HEX.BOLT	3				0.015	0.033
040	75599-33012	WASHER SPRING LOCK	3				0.002	0.0044
050	K2561-83220	COVER EXHAUST	1				0	0
060	01053-50610	BOLT	3				0.004	0.0088
070	75599-33011	WASHER SPRING	3				0	0

ACCELERATOR LEVER



K2561-006-10

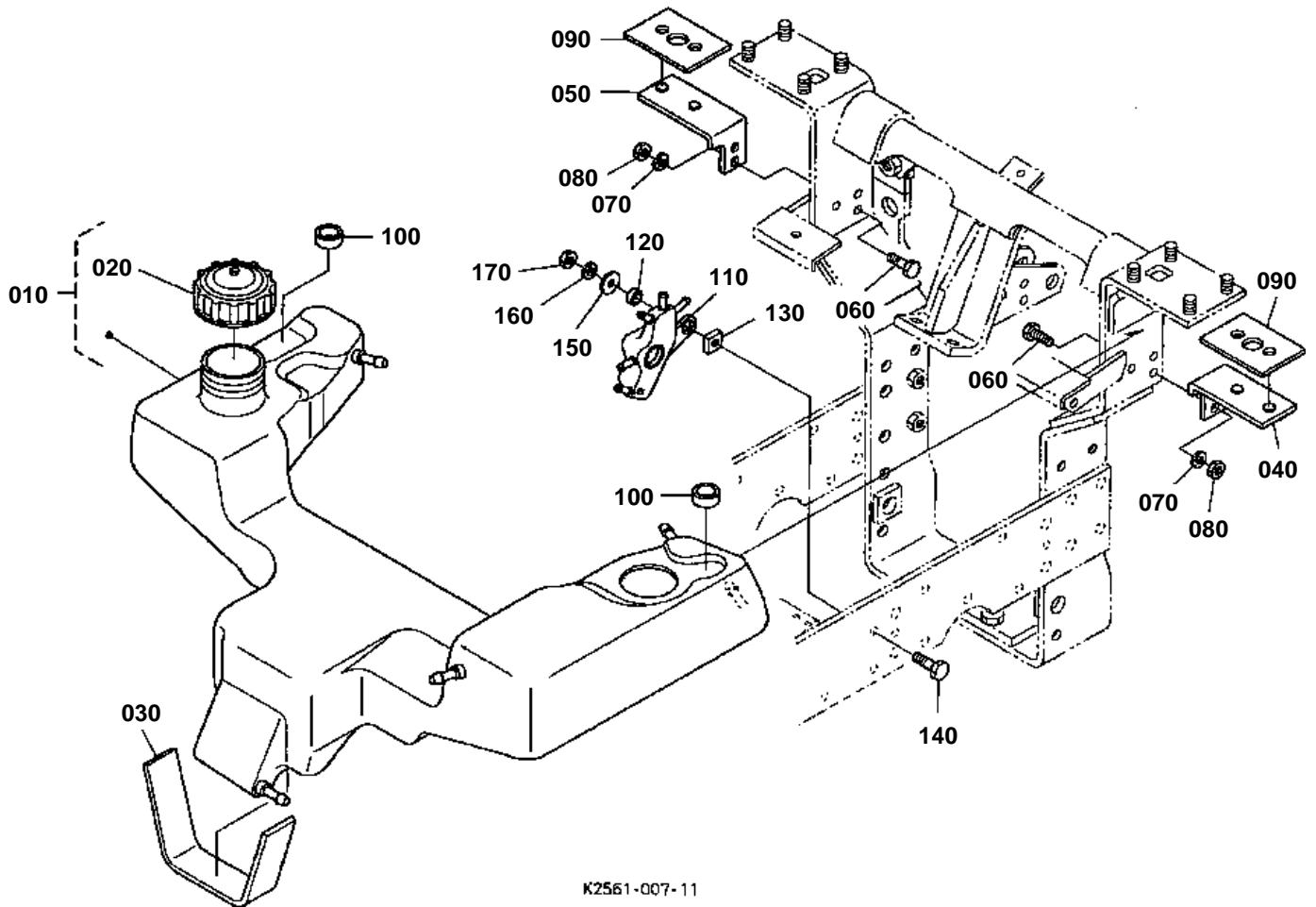


ACCELERATOR LEVER

↔ Interchangeable; ≠ not interchangeable; ← new for old; → old for new

REF.No	Part No.	Description	Q'ty	S.No.	I/C	REMARKS	Weight (kgf)	Weight (lb)
010	K2561-45120	LEVER ACCEL	1				0	0
020	K2561-45210	GRIP	1				0	0
030	66116-51530	SPRING PLATE	2				0.004	0.0088
040	75599-32112	WASHER PLAIN	1				0	0
050	02054-50080	HEX.NUT	2				0.005	0.011
060	K2561-45160	COVER ACCEL LEVER	1				0	0
070	K2561-45150	WIRE ENGINE	1				0	0
080	75599-51112	PIN CLEVIS	2				0.005	0.011
090	75599-32011	WASHER PLAIN	2				0.001	0.0022
100	75599-53152	PIN COTTER	2				0	0
110	K2561-81510	BRACKET WIRE	1				0	0
120	01073-51020	HEX.BOLT	1				0.024	0.0528
130	04512-60100	WASHER SPRING LOCK	1				0.002	0.0044

FUEL TANK



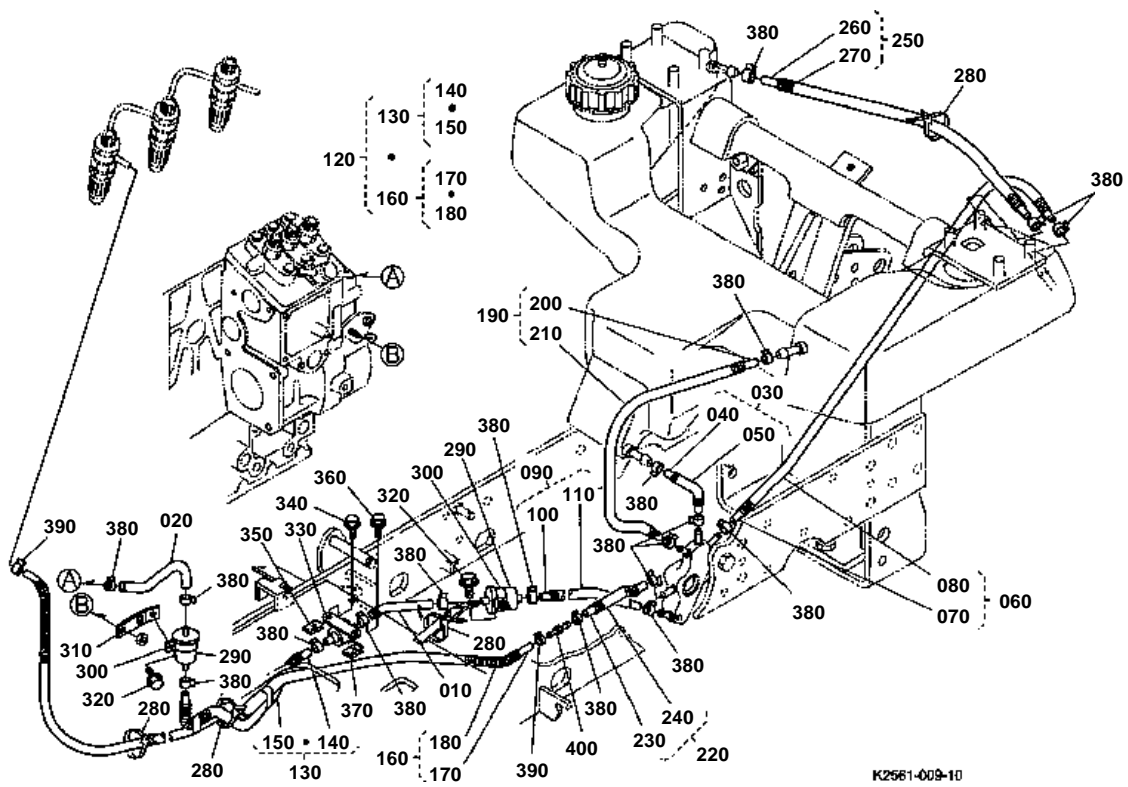
K2561-007-11

**FUEL TANK**

↔ Interchangeable; ≠ not interchangeable; ← new for old; → old for new

REF.No	Part No.	Description	Q'ty	S.No.	I/C	REMARKS	Weight (kgf)	Weight (lb)
010	K2561-54700	ASSY TANK FUEL	1				0	0
020	K1211-24120	CAP FUEL	1				0	0
030	K2561-54780	CUSHION TANK FRONT	1				0	0
040	K2561-54810	STAY FUEL TANK LH	1				0	0
050	K2561-54820	STAY FUEL TANK RH	1				0	0
060	01073-51025	HEX.BOLT	4				0.025	0.055
070	04512-60100	WASHER SPRING LOCK	4				0.002	0.0044
080	02018-50100	NUT	4				0.011	0.0242
090	K2561-54830	CUSHION TANK REAR LO	2				0	0
100	K2561-54840	CUSHION TANK REAR UP	2				0	0
110	K2561-54910	TANK FUEL 2	1				0	0
120	K2561-54920	COLLAR TANK2	1				0	0
130	K2561-54930	PLATE TANK2	1				0	0
140	01073-51040	BOLT	1				0.034	0.0748
150	04015-50100	WASHER PLAIN	1				0.016	0.0352
160	04512-60100	WASHER SPRING	1				0.002	0.0044
170	02018-50100	NUT	1				0.011	0.0242

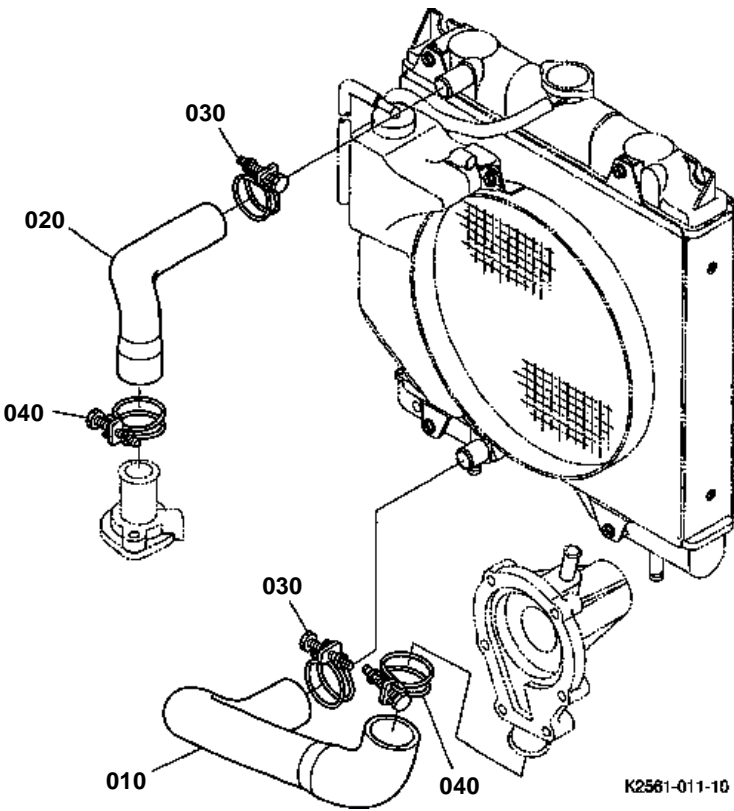
FUEL PIPE



**FUEL PIPE**

↔ Interchangeable; ≠ not interchangeable; ← new for old; → old for new

REF.No	Part No.	Description	Q'ty	S.No.	I/C	REMARKS	Weight (kgf)	Weight (lb)
010	K2561-24420	HOSE FUEL 1	1				0	0
020	K2561-24430	HOSE FUEL 2	1				0	0
030	K2561-24110	ASSY HOSE FUEL TF	1				0	0
040	K2561-24410	HOSE FUEL TF	1			NOT SALE	0	0
050	K2561-24210	CONV.CONDUIT TF	1			NOT SALE	0	0
060	K2561-24100	ASSY HOSE FUEL TR	1				0	0
070	K2561-24400	HOSE FUEL TR	1			NOT SALE	0	0
080	K2561-24200	CONV.CONDUIT TR	1			NOT SALE	0	0
090	K2561-24040	ASSY HOSE FUEL 3	1				0	0
100	K2561-24440	HOSE FUEL 3	1			NOT SALE	0	0
110	K2561-24240	CONVOLUTED CONDUIT 3	1			NOT SALE	0	0
120	K2561-24010	ASSY HOSE FUEL 4R	1				0	0
130	K2561-24050	ASSY HOSE FUEL 4	1				0	0
140	K2561-24450	HOSE FUEL 4	1			NOT SALE	0	0
150	K2561-24250	CONDLUTED CONDUIT 4	1			NOT SALE	0	0
160	K2561-24080	ASSY HOSE RETURN	1				0	0
170	K2561-24480	HOSE RETURN	1			NOT SALE	0	0
180	K2561-24260	CONVOLUTED CONDUIT 5	1			NOT SALE	0	0
190	K2561-24090	ASSY HOSE RETURN 2	1				0	0
200	K2561-24490	HOSE RETURN 2	1			NOT SALE	0	0
210	K2561-24290	CONV.CONDUIT R2	1			NOT SALE	0	0
220	K2561-24070	ASSY HOSE RETURN 3	1				0	0
230	K2561-24470	HOSE RETURN 3	1			NOT SALE	0	0
240	K2561-24270	CONV.CONDUIT R3	1			NOT SALE	0	0
250	K2561-24060	ASSY HOSE BREATHER	1				0	0
260	K2561-24460	HOSE BREATHER	1			NOT SALE	0	0
270	K2561-24280	CONVOLUTED CONDUIT	1			NOT SALE	0	0
280	K1122-61230	CABLE TIE	4				0.001	0.0022
290	12581-43012	ASSY FILTER FUEL	2				0.035	0.077
300	66021-58330	BAND FILTER	2				0.037	0.0814
310	K2561-24510	STAY FUEL FILTER	1				0	0
320	01754-50616	BOLT FLANGE	2				0.006	0.0132
330	RC601-51350	ASSY PUMP FUEL	1				0.31	0.682
340	01754-50620	BOLT FLANGE	1				0.007	0.0154
350	K1122-91800	NUT SPRING	1				0.004	0.0088
360	01754-50820	BOLT FLANGE	1				0.015	0.033
370	K1122-91810	NUT SPRING	1				0	0
380	09318-88125	CLAMP HOSE	18				0.001	0.0022
390	09318-88095	CLAMP HOSE	2				0.002	0.0044
400	K2561-24550	CONNECTOR	1				0	0



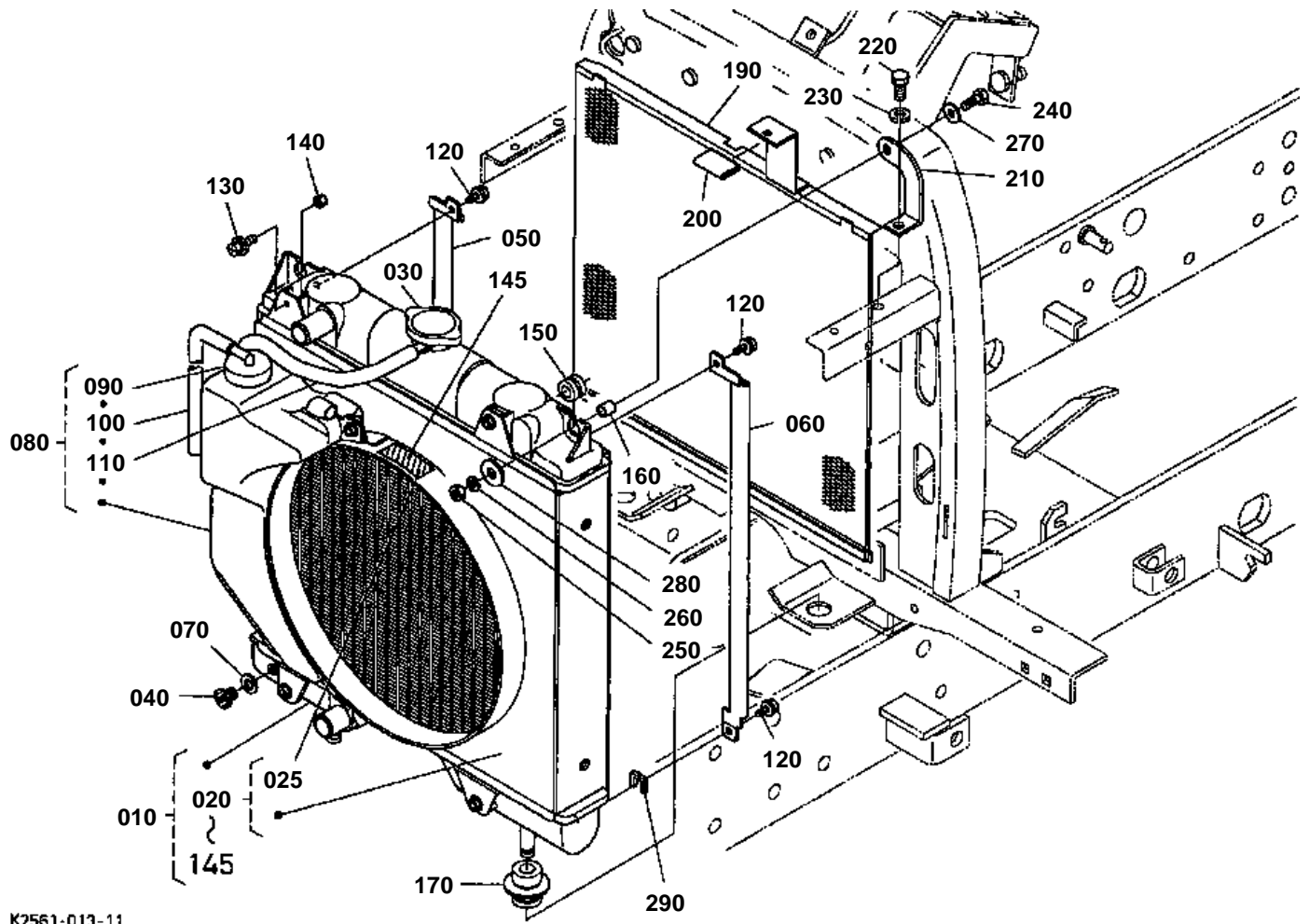


WATER PIPE

↔ Interchangeable; ≠ not interchangeable; ← new for old; → old for new

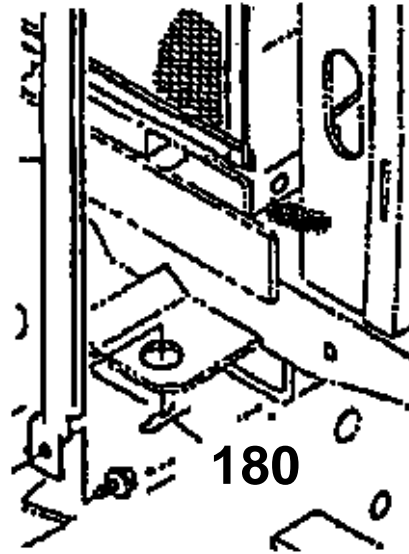
REF.No	Part No.	Description	Q'ty	S.No.	I/C	REMARKS	Weight (kgf)	Weight (lb)
010	K2561-85150	HOSE WATER LOWER	1				0	0
020	K2561-85160	HOSE WATER UPPER	1				0	0
030	67980-58640	CLAMP HOSE	2	≤50081			0.02	0.044
030	09318-89036	CLAMP HOSE	2	≥50082	←		0.025	0.055
040	09318-89039	CLAMP HOSE	2				0.02	0.044

RADIATOR



K2561-013-11

180 K5651-7272-0



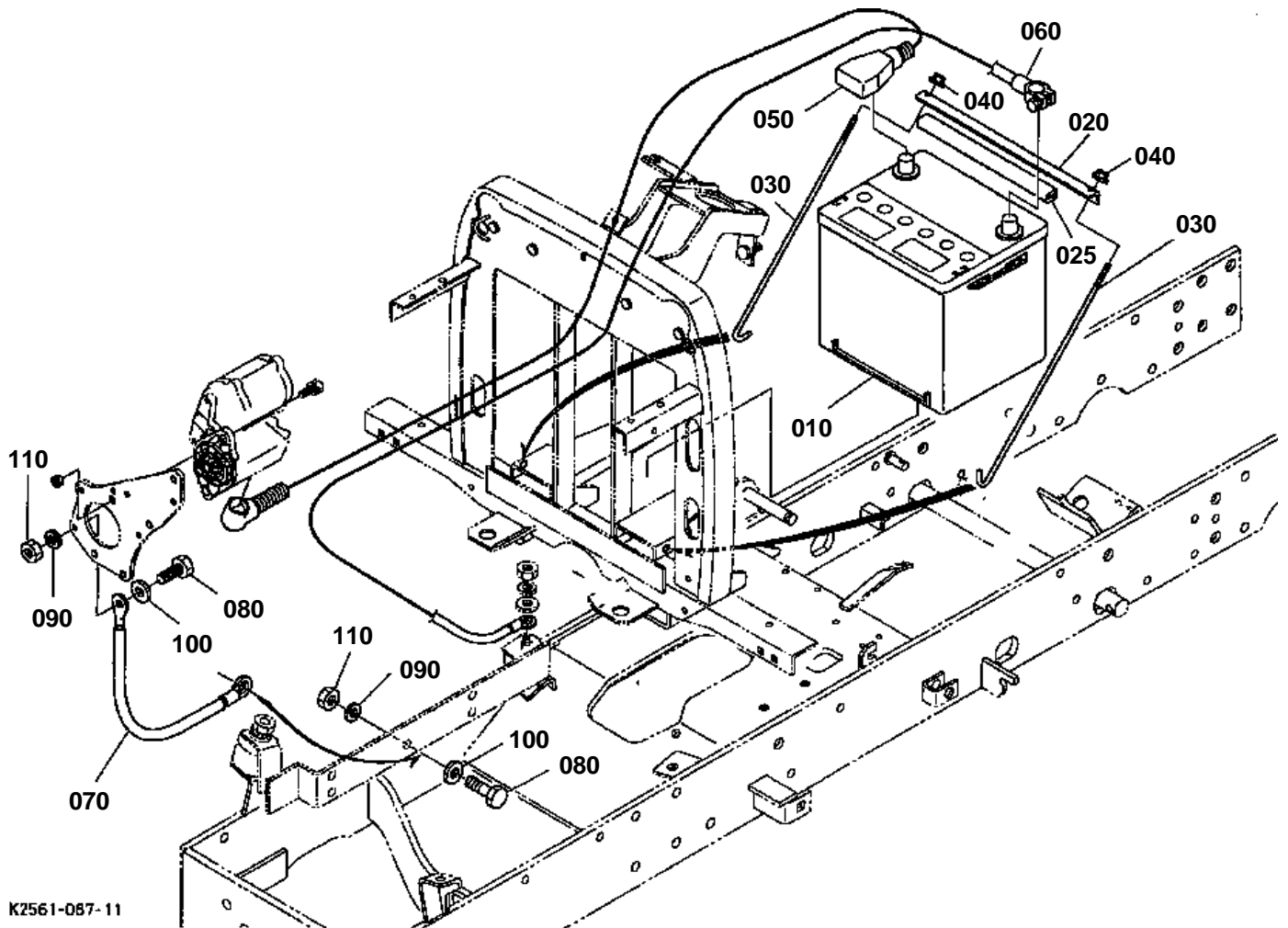
K2561-810-10

**RADIATOR**

↔ Interchangeable; ≠ not interchangeable; ← new for old; → old for new

REF.No	Part No.	Description	Q'ty	S.No.	I/C	REMARKS	Weight (kgf)	Weight (lb)
010	K2561-98510	KIT RADIATOR(D905)	1				5.8	12.76
020	K2561-98520	KIT SHROUD(D905)	1				0.9	1.98
025	6C090-49580	LABEL FAN WARNING	1				0.005	0.011
030	56930-25870	ASSY CAP	1				0.04	0.088
040	K2561-85250	COCK DRAIN	1				0.002	0.0044
050	K2561-85230	NET GUIDE RH	1				0.08	0.176
060	K2561-85240	NET GUIDE LH	1				0.08	0.176
070	16851-96690	GASKET	1				0.002	0.0044
080	K1211-85280	ASSY TANK RESERVE	1				0.22	0.484
090	16851-72420	CAP	1				0.05	0.11
100	16851-72440	PIPE OVER FLOW	1				0.04	0.088
110	K1211-85290	PIPE WATER OVER FLOW	1				0.04	0.088
120	16851-93710	SCREW	4				0.03	0.066
130	01205-50616	BOLT	7				0.007	0.0154
140	K1211-85270	NUT	4				0.003	0.0066
145	6C090-49580	LABEL FAN WARNING	1				0.005	0.011
150	K2561-85020	CUSHION UPPER	1				0	0
160	K2561-85040	SLEEVE	1				0	0
170	16851-72190	CUSHION UNDER	2				0.05	0.11
180	K5651-72720	HAIRPIN COTTER	2	←=64470			0	0
190	K2561-85414	NET RADIATOR	1				0.37	0.814
200	K2561-85420	COVER	1				0	0
210	K2561-85430	STAY RADIATOR	1				0	0
220	01053-50820	HEX.BOLT	1				0.012	0.0264
230	75599-33012	WASHER SPRING LOCK	1				0.002	0.0044
240	01053-50625	BOLT	1				0.007	0.0154
250	02014-50060	HEX.NUT	1				0.003	0.0066
260	75599-33011	WASHER SPRING LOCK	1				0	0
270	75599-32009	WASHER PLAIN	1				0	0
280	75599-32111	WASHER PLAIN W	1				0	0
290	K2561-57360	SPONGE BOSS	2				0	0

BATTERY

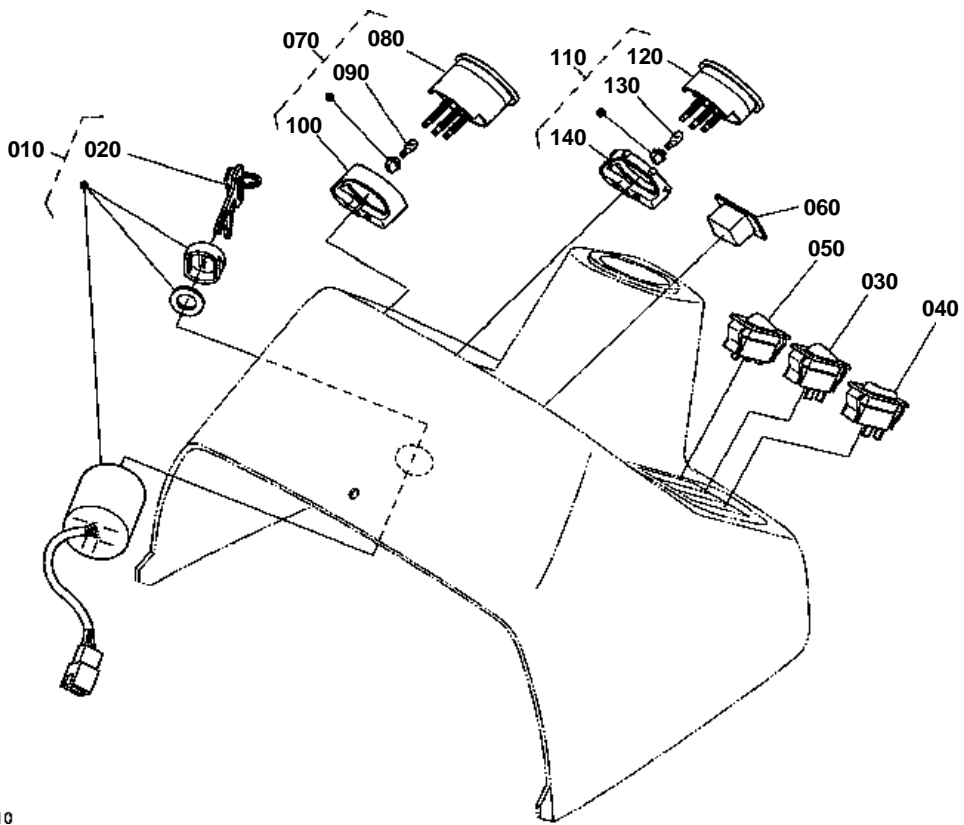


**BATTERY**

↔ Interchangeable; ≠ not interchangeable; ← new for old; → old for new

REF.No	Part No.	Description	Q'ty	S.No.	I/C	REMARKS	Weight (kgf)	Weight (lb)
010	K2563-61110	BATTERY 26RA	1			26RA	0	0
020	K2561-61120	HOLDER BATTERY	1				0	0
025	K2561-61160	TRIM BATTERY	1	>=61979			0	0
030	K2561-61130	ROD BATTERY	2				0	0
040	02751-50060	NUT FLANGE	2				0.005	0.011
050	K2561-61310	CABLE BATTERY(+)	1				0	0
060	K2561-61350	CABLE BATTERY(-)	1				0	0
070	K1211-61360	CABLE BATTERY(-)	1				0	0
080	01053-50825	HEX.BOLT	2				0.014	0.0308
090	75599-33012	WASHER SPRING	2				0.002	0.0044
100	75599-32012	WASHER PLAIN	2				0.002	0.0044
110	02054-50080	NUT	2				0.005	0.011

PANEL BOARD



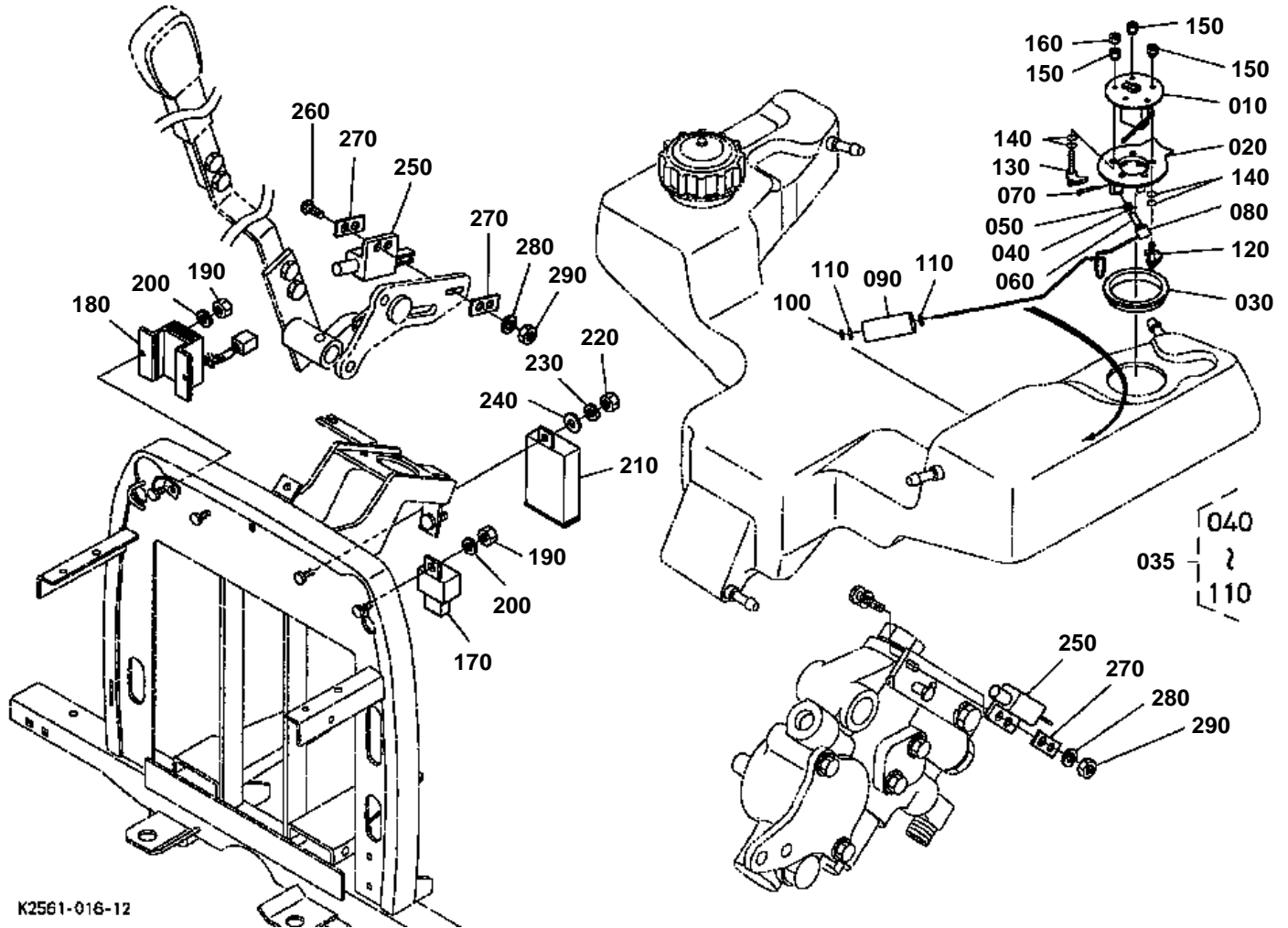
K2561-015-10



PANEL BOARD

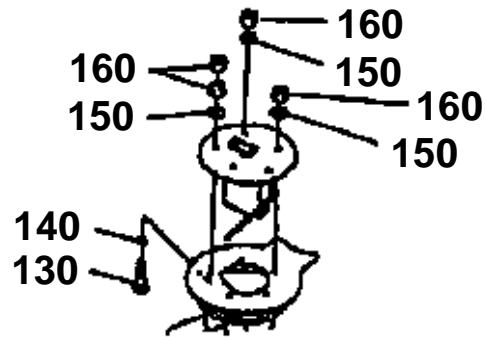
↔ Interchangeable; ≠ not interchangeable; ← new for old; → old for new

REF.No	Part No.	Description	Q'ty	S.No.	I/C	REMARKS	Weight (kgf)	Weight (lb)
010	66101-55200	ASSY SWITCH STARTER	1				0.3	0.66
020	37410-55150	KEY STARTER	1				0.025	0.055
030	K1122-62210	SWITCH LIGHT	1				0.018	0.0396
040	K2561-62220	SWITCH BLINKER	1				0	0
050	K2561-62230	SWITCH HAZARD	1				0	0
060	K2561-62510	METER HOUR	1				0	0
070	K2561-62520	GAUGE ASSY FUEL	1				0	0
080	K2561-62550	GAUGE FUEL	1			NOT SALE	0	0
090	K2561-62580	BULB GAUGE	1				0	0
100	K2561-62590	CLAMP BACK FUEL	1				0	0
110	K2561-62530	GAUGE ASSY TEMP.	1				0	0
120	K2561-62560	GAUGE TEMP.	1			NOT SALE	0	0
130	K2561-62580	BULB GAUGE	1				0	0
140	K2561-62570	CLAMP BACK	1				0	0



K2561-016-12

130 01053-50522
140 04811-00040
150 70599-33008



K2561-816-10

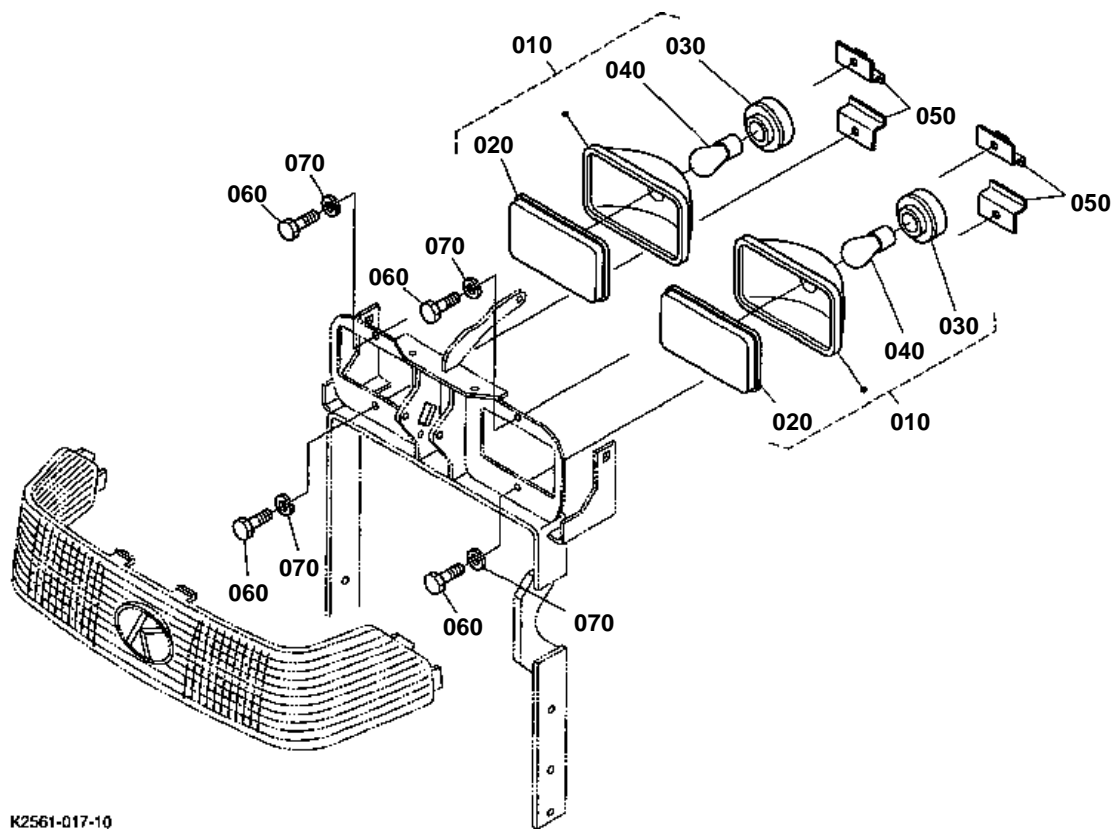


SWITCH/SENSOR

↔ Interchangeable; ≠ not interchangeable; ← new for old; → old for new

REF.No	Part No.	Description	Q'ty	S.No.	I/C	REMARKS	Weight (kgf)	Weight (lb)
010	K2561-61370	SENSOR FUEL	1				0.12	0.264
020	K2561-61380	STAY SENSOR FUEL	1	<=66475			0	0
020	K2561-61386	STAY SENSOR FUEL	1	>=66476	≠		0	0
030	K2561-61390	BUSH SENSOR FUEL	1	<=66475			0	0
030	K2561-61392	BUSH SENSOR FUEL	1	>=66476	≠		0	0
035	K2561-96130	FUEL FLOAT KIT	1	<=66475			0	0
035	K2561-96132	FUEL FLOAT KIT	1	>=66476	≠		0	0
040	K2561-61440	BEARING BALL	1				0	0
050	04611-00160	CIR-CLIP INTERNAL	1				0.001	0.0022
060	05112-50825	PIN JOINT	1				0.011	0.0242
060	K2561-61460	PIN JOINT	1		↔		0	0
070	05511-50218	PIN SPLIT	1				0.001	0.0022
080	K2561-61410	ARM FUEL FLOAT	1	<=50838			0	0
080	K2561-61413	ARM FUEL FLOAT	1	>=50859	←		0	0
090	K2561-61420	FLOAT LEVELER FUEL	1				0.016	0.0352
100	K2561-61430	WASHER SPEED	1				0	0
110	K2561-61450	WASHER PLAIN	2				0	0
120	01053-50514	HEX.BOLT	4	<=66475			0.005	0.011
120	K2561-61480	BOLT CLAMP	4	>=66476	≠		0	0
130	01053-50522	HEX.BOLT	1	<=66475			0.005	0.011
130	K2561-61490	BOLT CLAMP L	1	>=66476	≠		0	0
140	04811-00040	O-RING	5	<=66475			0.001	0.0022
140	04811-00050	O RING	10	>=66476	≠		0.001	0.0022
150	75599-33008	WASHER SPRING LOCK	5	<=66475			0	0
150	02552-50050	NUT LOCK	5	>=66476	≠		0.013	0.0286
160	02054-50050	HEX.NUT	6	<=66475			0.002	0.0044
160	02054-50050	NUT	1	>=66476			0.002	0.0044
180	K2561-62050	REGULATOR	1				0	0
190	02014-50060	HEX.NUT	2				0.003	0.0066
200	75599-33011	WASHER SPRING LOCK	2				0	0
210	3F240-75430	UNIT FLASHER	1				0.06	0.132
220	02014-50060	HEX.NUT	1				0.003	0.0066
230	75599-33011	WASHER SPRING LOCK	1				0	0
240	75599-32011	WASHER PLAIN	1				0.001	0.0022
250	K2561-62250	SWITCH SAFETY	2				0	0
260	03054-50420	SCREW PAN HEAD	2				0.002	0.0044
270	K2561-62260	PLATE SWITCH	3				0	0
280	04512-50040	WASHER SPRING LOCK	4				0	0
290	02054-50040	NUT	4				0.001	0.0022

HEAD RIGHT



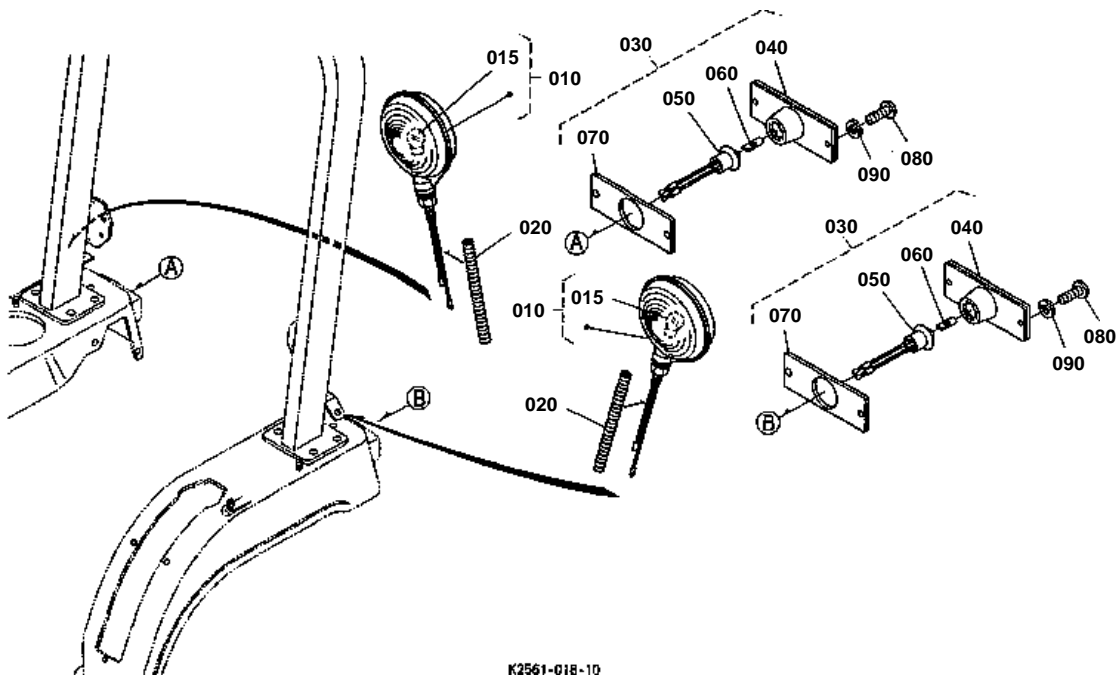
K2561-017-10



HEAD RIGHT

↔ Interchangeable; ≠ not interchangeable; ← new for old; → old for new

REF.No	Part No.	Description	Q'ty	S.No.	I/C	REMARKS	Weight (kgf)	Weight (lb)
010	K2561-54310	ASSY LAMP	2				0	0
020	K2561-54320	LENS	2				0	0
030	K2561-54330	SOCKET	2				0	0
040	K2561-54340	BULB	2				0	0
050	K2561-54360	HOLDER LIGHT	4				0	0
060	01053-50612	BOLT	4				0.004	0.0088
070	75599-33011	WASHER SPRING LOCK	4				0	0



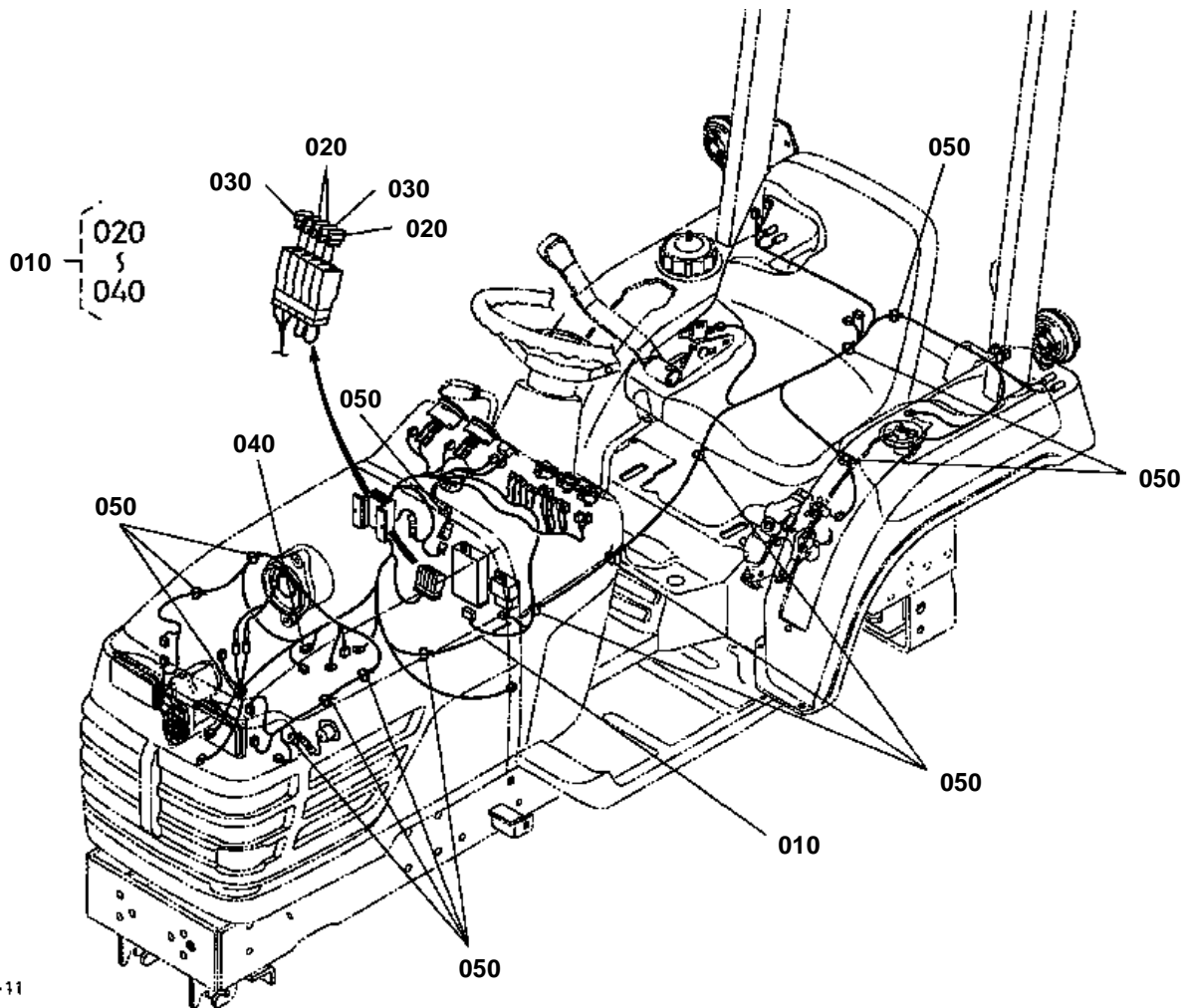
K2561-018-10



HAZARD LIGHT/TAIL LIGHT

↔ Interchangeable; ≠ not interchangeable; ← new for old; → old for new

REF.No	Part No.	Description	Q'ty	S.No.	I/C	REMARKS	Weight (kgf)	Weight (lb)
010	K2561-62610	ASSY HAZARD LAMP	2				0	0
015	K2561-62650	BULB 12V32P	2				0	0
020	K2561-62620	CONVOLUTED CONDUIT H	2				0	0
030	K2561-62710	LAMP ASSY TAIL	2				0	0
040	K2561-62720	BODY.TAIL LAMP	2			NOT SALE	0	0
050	K2561-62730	SOCKET TAIL LAMP	2				0	0
060	K2561-62740	BULB TAIL LAMP	2				0	0
070	K2561-62750	GASKET TAIL LAMP	2				0	0
080	03054-50422	SCREW PAN HEAD	4				0	0
090	04512-60040	WASHER SPRING	4				0.002	0.0044



X2561-019-11

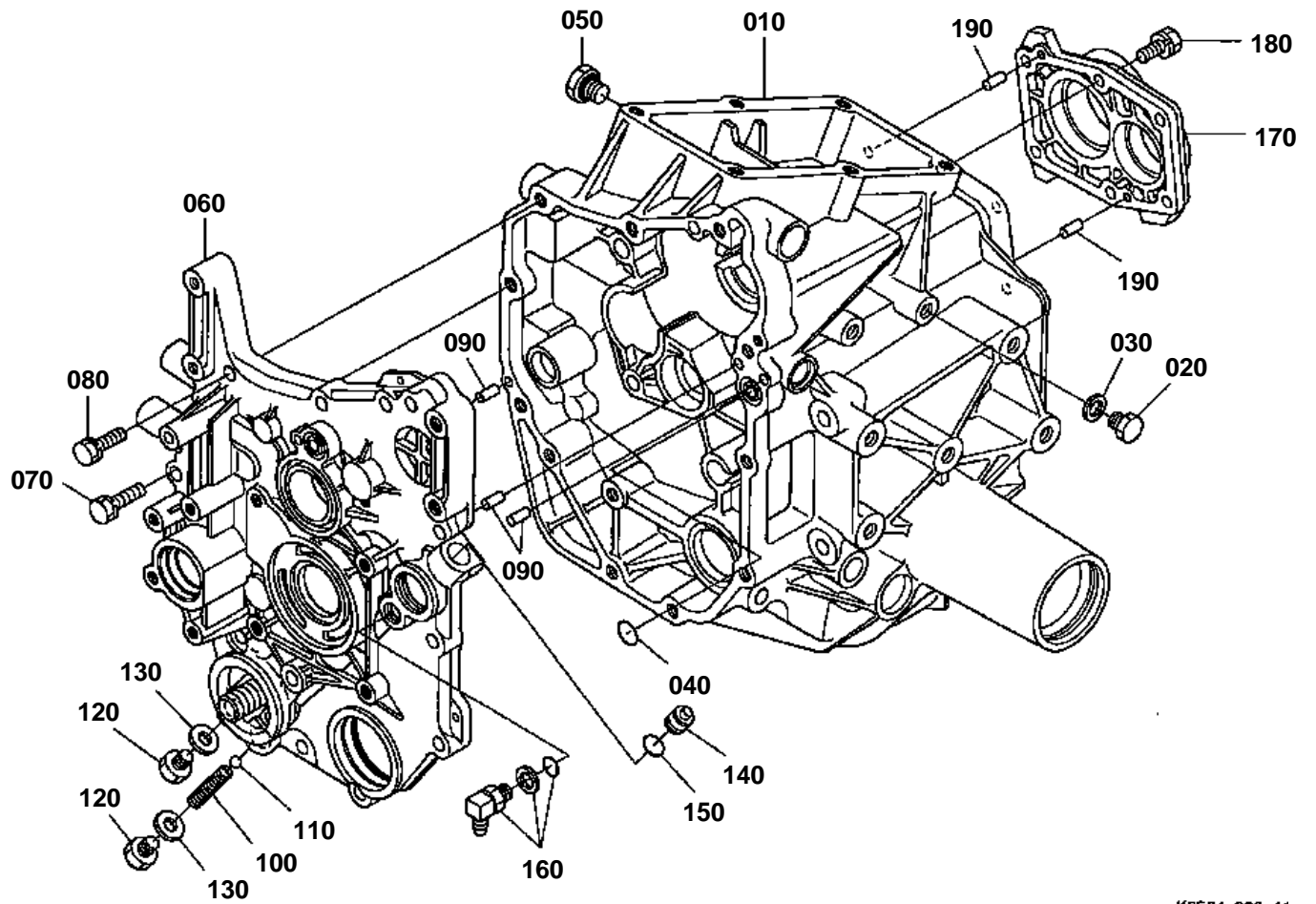


ELECTRICAL WIRING

↔ Interchangeable; ≠ not interchangeable; ← new for old; → old for new

REF.No	Part No.	Description	Q'ty	S.No.	I/C	REMARKS	Weight (kgf)	Weight (lb)
010	K2561-61220	ASSY WIRE HARNESS	1				0	0
020	35820-75560	FUSE AUTO	3			15A	0.002	0.0044
030	36919-56650	FUSE AUTO	2			20A	0.002	0.0044
040	51950-29320	FUSE	1			30A	0.005	0.011
050	K1122-61230	CABLE TIE	10	≤61978			0.001	0.0022
050	K1122-61230	CABLE TIE	13	>61979			0.001	0.0022

TRANSMISSION CASE



K2561-020-11

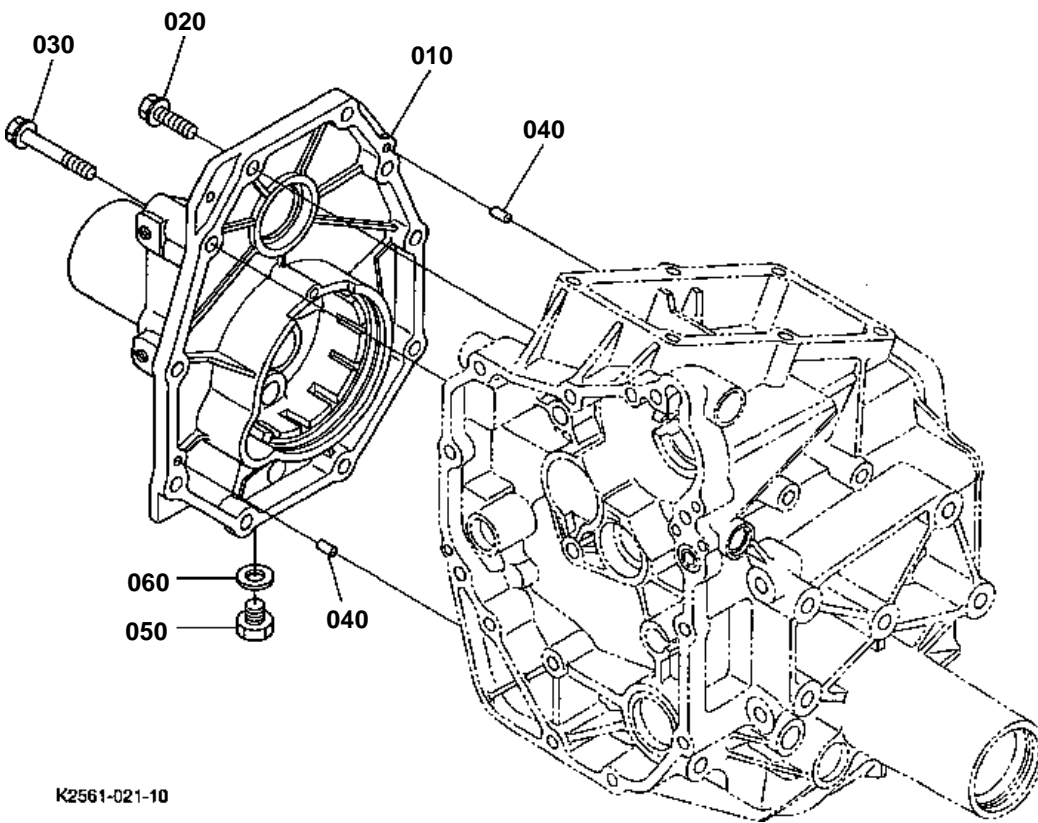


TRANSMISSION CASE

↔ Interchangeable; ≠ not interchangeable; ← new for old; → old for new

REF.No	Part No.	Description	Q'ty	S.No.	I/C	REMARKS	Weight (kgf)	Weight (lb)
010	K2561-11016	CASE TRANSMISSION	1				10.7	23.54
020	06331-35014	PLUG	1				0.03	0.066
030	04717-01400	WASHER WITH RUBBER	1				0.003	0.0066
040	04811-00160	O RING	1				0.001	0.0022
050	K2561-36640	PLUG	1				0	0
060	K2561-11114	COVER FRONT	1				2.6	5.72
070	01123-51060	BOLT	2				0.05	0.11
080	01123-51040	BOLT	9				0.03	0.066
090	05012-00614	PIN STRAIGHT	3				0.004	0.0088
100	K2561-11180	SPRING PTO	1				0.005	0.011
110	07715-03211	BALL	1				0.003	0.0066
120	06331-35014	PLUG	2				0.03	0.066
130	04717-01400	WASHER WITH RUBBER	2				0.003	0.0066
140	K2561-11140	PLUG	1				0.034	0.0748
150	04811-00140	O RING	1				0.001	0.0022
160	K2561-36630	CONNECTOR	1				0.06	0.132
170	K2561-11212	COVER REAR	1				0.38	0.836
180	01123-51030	BOLT	6				0.025	0.055
190	05012-00614	PIN STRAIGHT	2				0.004	0.0088

REAR AXLE CASE



K2561-021-10

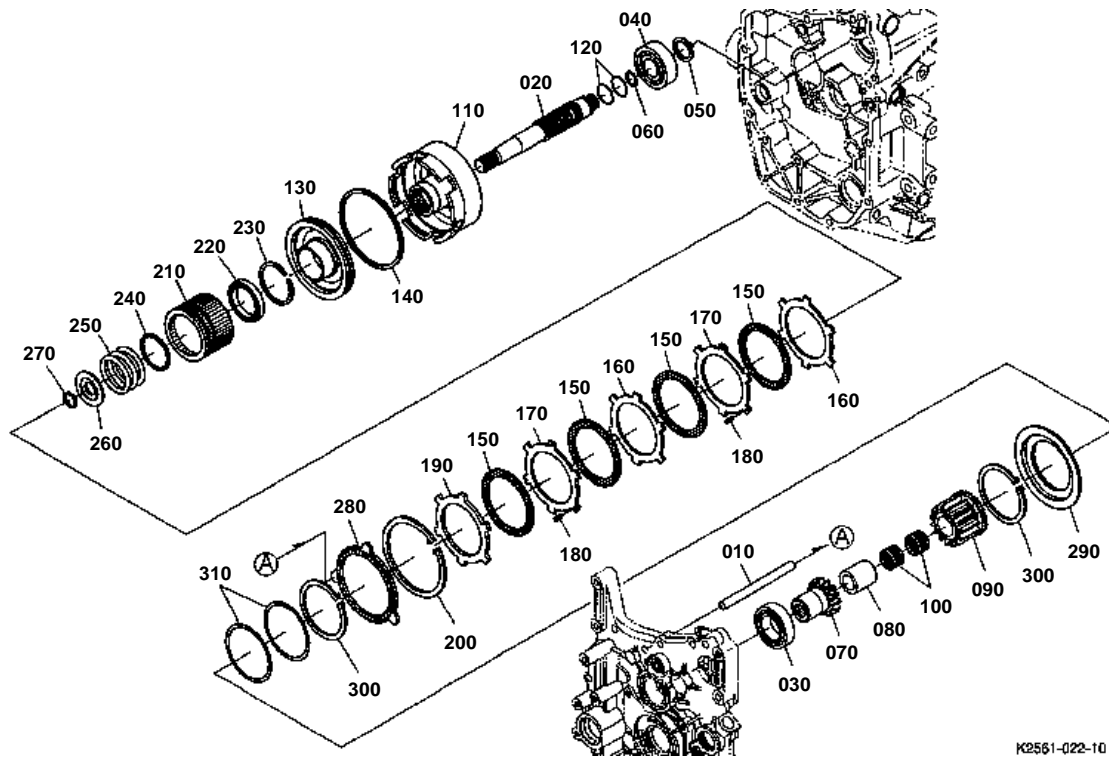


REAR AXLE CASE

↔ Interchangeable; ≠ not interchangeable; ← new for old; → old for new

REF.No	Part No.	Description	Q'ty	S.No.	I/C	REMARKS	Weight (kgf)	Weight (lb)
010	K2561-11023	COVER AXLE R	1				3	6.6
020	01123-51040	BOLT	8				0.03	0.066
030	01123-51080	BOLT	2				0.051	0.1122
040	05012-00614	PIN STRAIGHT	2				0.004	0.0088
050	06331-35012	PLUG	1				0.022	0.0484
060	04717-01200	WASHER WITH RUBBER	1				0.002	0.0044

CLUTCH SHAFT/OUTPUT SHAFT



K2561-022-10

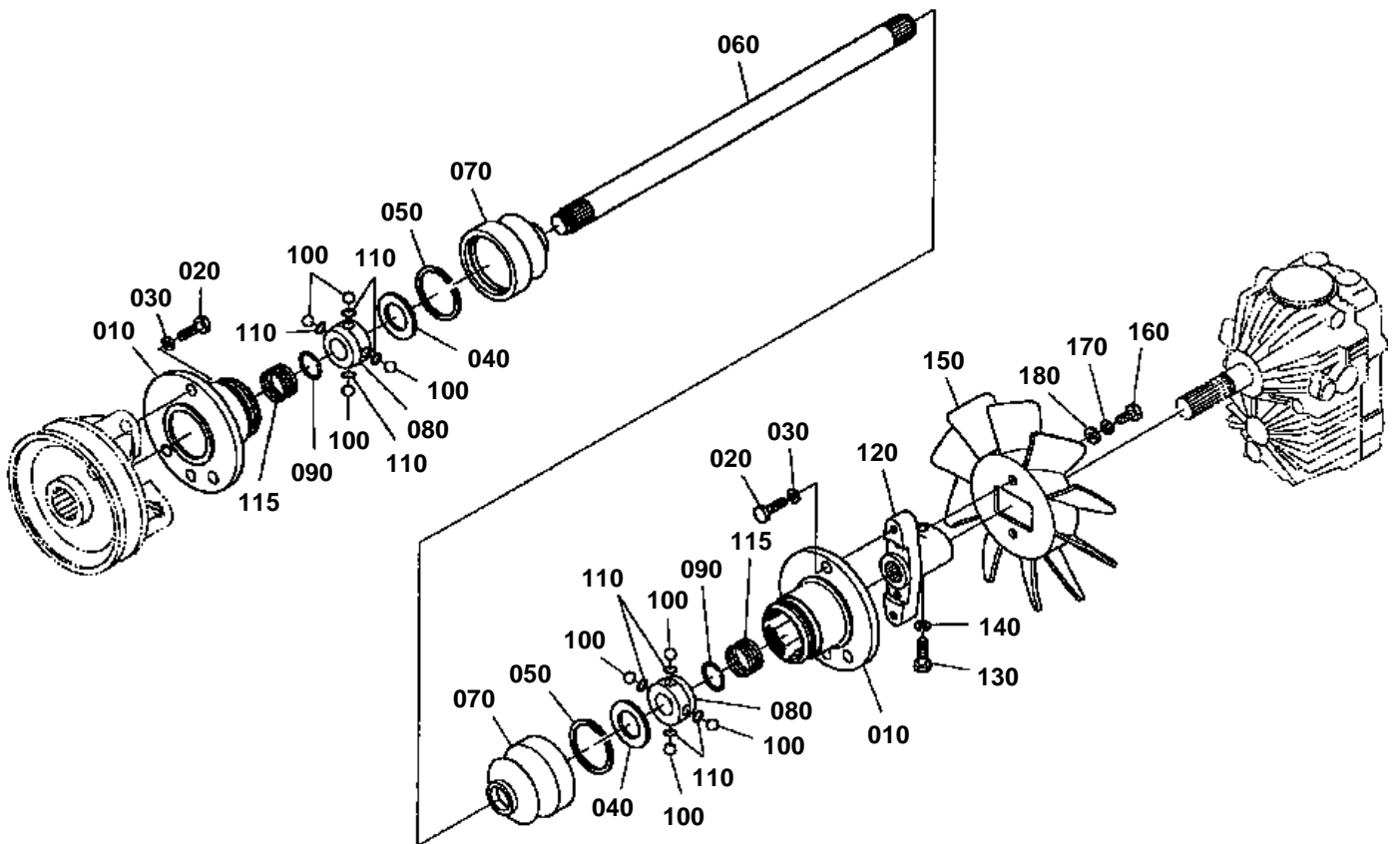


CLUTCH SHAFT/OUTPUT SHAFT

↔ Interchangeable; ≠ not interchangeable; ← new for old; → old for new

REF.No	Part No.	Description	Q'ty	S.No.	I/C	REMARKS	Weight (kgf)	Weight (lb)
010	K2561-11130	SAHFT BRAKE DISK	1				0.05	0.11
020	K2561-11310	SHAFT CLUTCH	1				0.33	0.726
030	08101-06005	BEARING BALL	1				0.08	0.176
040	08101-06204	BEARING BALL	1				0.102	0.2244
050	04612-00200	CIR CLIP EXTERNAL	1				0.001	0.0022
060	37410-75320	RING SEAL	1				0.01	0.022
070	K2561-11320	GEAR	1			13T	0.12	0.264
080	K2561-11330	COLLAR SPACER	1				0.08	0.176
090	K2561-11340	GEAR CLUTCH	1			12T	0.24	0.528
100	08821-82213	BEARING NEEDLE	2				0.009	0.0198
110	K2561-11353	CASE CLUTCH	1				0.56	1.232
120	04811-05190	O RING	2				0.001	0.0022
130	K2561-11362	PISTON CLUTCH	1	≤50461			0	0
130	K2561-11363	PISTON CLUTCH	1	≥50463	←		0	0
140	37410-75370	D RING	1				0.002	0.0044
150	34070-15250	DISK CLUTCH	4				0.04	0.088
160	TA040-69070	PLATE	2				0.036	0.0792
170	TA040-69080	PLATE	2				0.036	0.0792
180	TA040-69090	RUBBER	6				0.001	0.0022
190	37410-75430	PLATE PRESSURE	1				0.065	0.143
200	04611-00920	CIR CLIP INTERNAL	1				0.04	0.088
210	K2561-13932	BOSS SPLINE CLUTCH	1	≤50461			0.26	0.572
210	K2561-13933	BOSS SPLINE CLUTCH	1	≥50463	←		0	0
220	K2561-13960	BEARING BALL	1				0.03	0.066
230	K2561-13970	CIR-CLIP INTERNAL	1				0.004	0.0088
240	K2561-11390	COLLAR BEARING	1				0.005	0.011
250	K2561-11372	SPRING CLUTCH	1	≤50461			0	0
250	K2561-11373	SPRING CLUTCH	1	≥50463	←		0	0
260	K2561-11383	COLLAR SPRING	1				0.022	0.0484
270	04612-00220	CIR CLIP EXTERNAL	1				0.001	0.0022
280	K2561-13910	DISK BRAKE	1				0.06	0.132
290	K2561-13922	PRESSURE PLATE BRAKE	1				0.18	0.396
300	04612-00600	CIR CLIP EXTERNAL	2				0.012	0.0264
310	K2561-13940	SHIM BRAKE	2			0.5mm	0.005	0.011

PROPELLER SHAFT



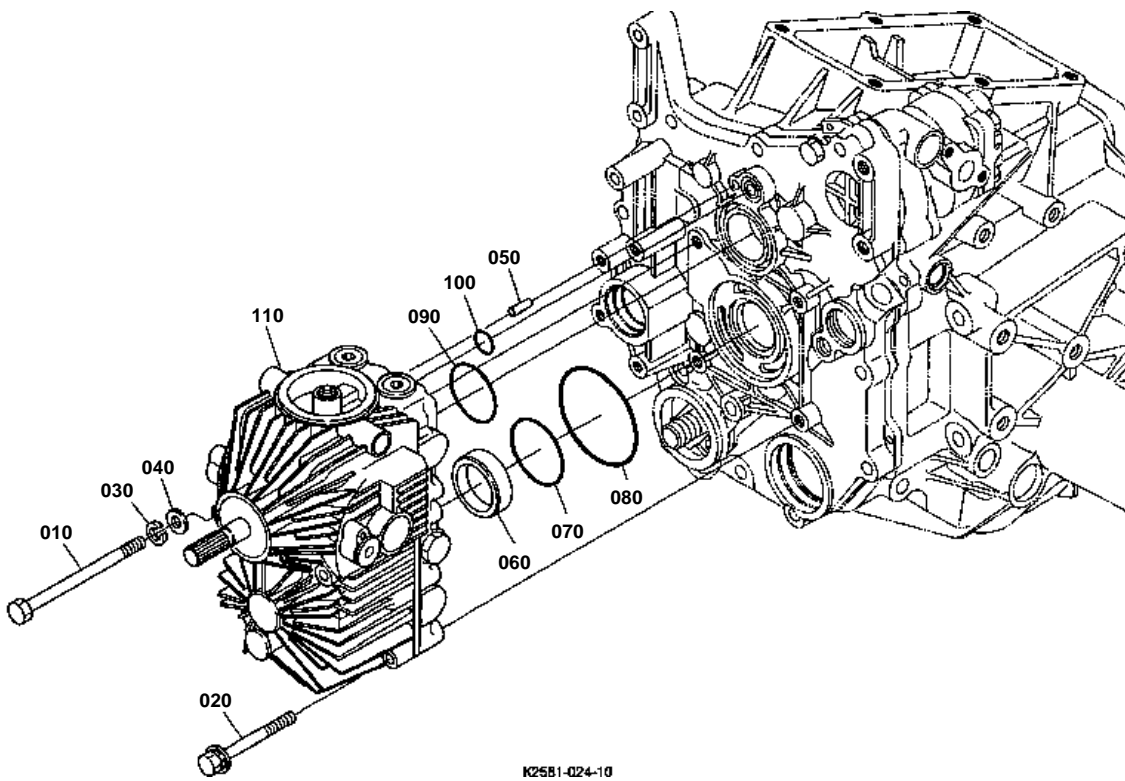
K2561-023-11



PROPELLER SHAFT

↔ Interchangeable; ≠ not interchangeable; ← new for old; → old for new

REF.No	Part No.	Description	Q'ty	S.No.	I/C	REMARKS	Weight (kgf)	Weight (lb)
010	K2561-14110	COUPLING FRONT	2				0.86	1.892
020	01053-50825	HEX.BOLT	6				0.014	0.0308
030	75599-33012	WASHER SPRING LOCK	6				0.002	0.0044
040	K2561-14150	PLATE BALL JOINT	2				0	0
050	04611-00380	CIR CLIP INTERNAL	2				0.004	0.0088
060	K2561-14210	SHAFT PROPELLER	1				1.57	3.454
070	K2561-14130	COVER JOINT	2				0	0
080	67211-14133	COUPLING BALL INNER	2				0.075	0.165
090	K2561-14140	CIR.CRIP EXTERNAL	2				0	0
100	07715-00803	BALL	8				0.004	0.0088
110	K2561-14160	O RING DAMPER	8				0.002	0.0044
115	62271-14340	SPRING STRG.CLUTCH	2				0.008	0.0176
120	K2561-14222	COUPLING REAR	1				0.32	0.704
130	01053-50830	HEX.BOLT	1				0.015	0.033
140	75599-33012	WASHER SPRING LOCK	1				0.002	0.0044
150	K2561-14230	FAN HST	1	≤50461			0	0
150	K2561-14250	FAN HST	1	≥50462	←		0	0
160	01053-50816	HEX.BOLT	2				0.011	0.0242
170	75599-33012	WASHER SPRING	2				0.002	0.0044
180	75599-32012	WASHER PLAIN	2				0.002	0.0044

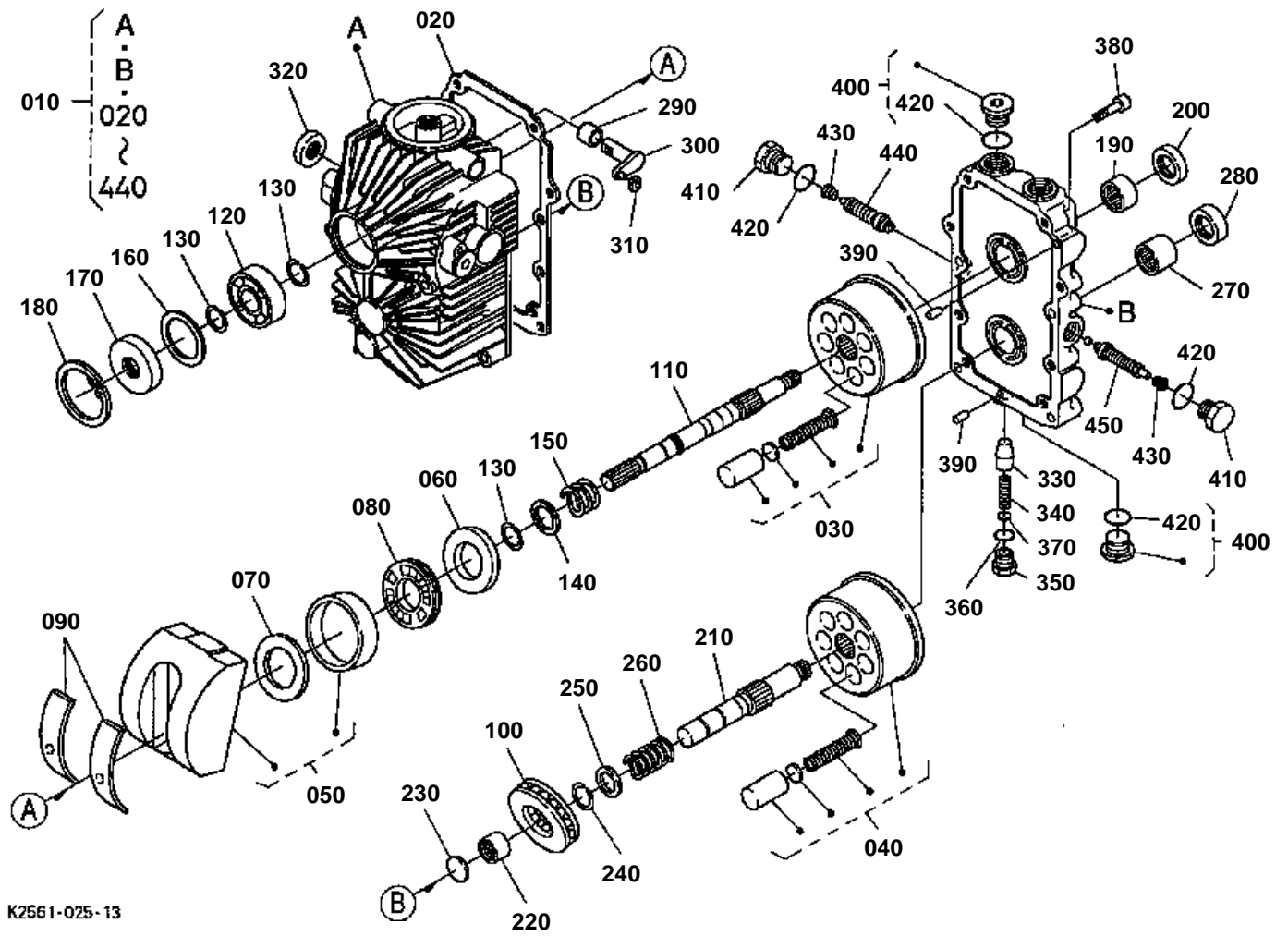




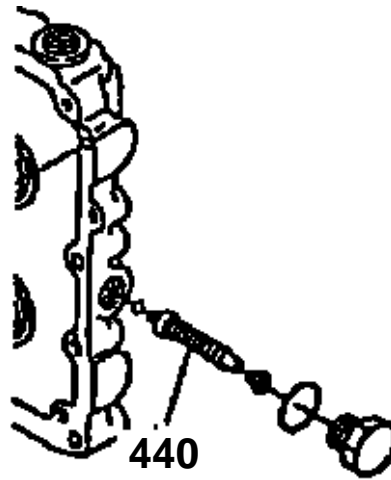
HST

↔ Interchangeable; ≠ not interchangeable; ← new for old; → old for new

REF.No	Part No.	Description	Q'ty	S.No.	I/C	REMARKS	Weight (kgf)	Weight (lb)
010	K2561-14010	BOLT HST UPPER	2				0.05	0.11
020	66101-11230	BOLT	2				0.02	0.044
030	04512-60080	WASHER SPRING	2				0.002	0.0044
040	04013-60080	WASHER PLAIN	2				0.002	0.0044
050	05012-00614	PIN STRAIGHT	1				0.004	0.0088
060	K2561-14030	COLLAR	1				0.04	0.088
070	04811-00460	O RING	1				0.002	0.0044
080	04811-07750	O RING	1				0.003	0.0066
090	04811-00480	O RING	1				0.002	0.0044
100	04811-00120	O RING	1				0.001	0.0022
110	K2561-14000	ASSY HST	1	<=50015		REFER TO L.No.E03-L FOR COMPONENTS.	0	0
110	K2561-14002	ASSY HST	1	>=50016	←	REFER TO L.No.E03-L FOR COMPONENTS.	0	0



K2561-025-13



K2561-804-11

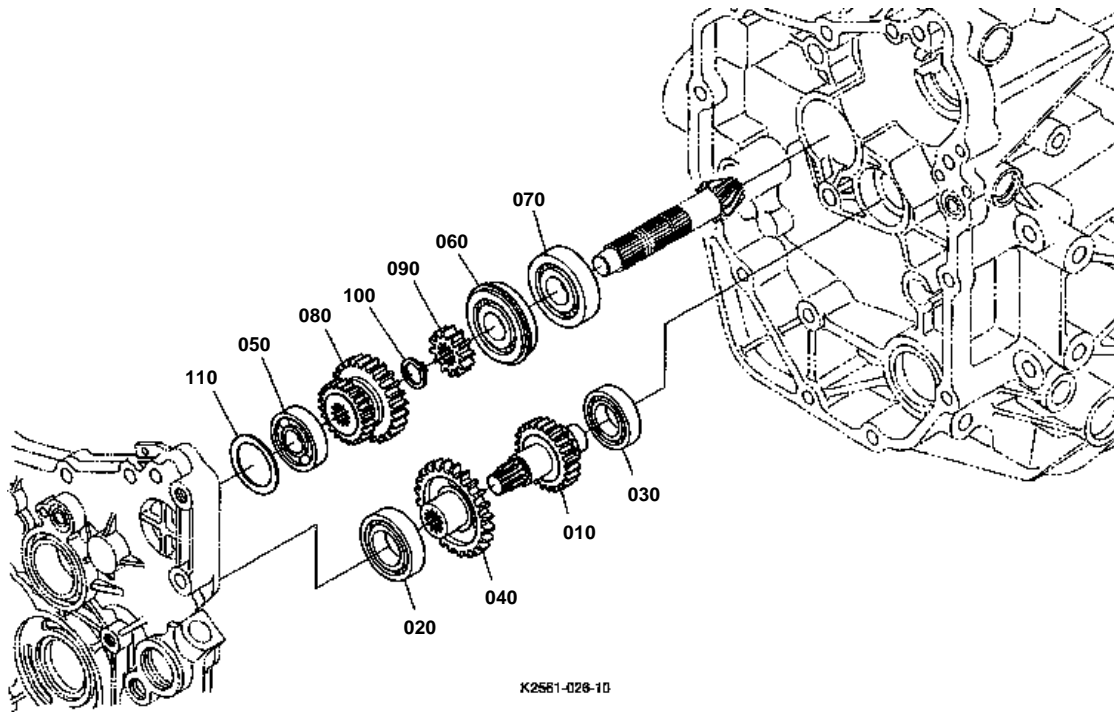


HST [COMPONENT PARTS]

↔ Interchangeable; ≠ not interchangeable; ← new for old; → old for new

REF.No	Part No.	Description	Q'ty	S.No.	I/C	REMARKS	Weight (kgf)	Weight (lb)
010	K2561-14000	ASSY HST	1	≤50015			0	0
010	K2561-14002	ASSY HST	1	≥50016	←		0	0
020	66101-36820	GASKET	1				0.005	0.011
030	6C050-98100	KIT CYL-BLOCK PUMP	1				0.92	2.024
040	K2561-14480	KIT CYL-BLOCK MOTOR	1				0.92	2.024
050	6C050-98302	ASSY SWASHPLATE	1				1.48	3.256
060	6C050-98120	PLATE THRUST	1				0.079	0.1738
070	6C050-98130	PLATE THRUST	1				0.038	0.0836
080	6C052-98140	BEARING THRUST	1				0.07	0.154
090	6C050-98750	BEARING CRADLE	1				0.017	0.0374
100	66101-37220	BEARING THRUST BALL	1				0.25	0.55
110	K2561-14610	SHAFT PUMP	1				0.38	0.836
120	K2561-14620	BEARING BALL	1				0.11	0.242
130	66101-37020	CLIP	3				0.001	0.0022
140	66101-37060	WASHER PLAIN	1				0.001	0.0022
150	6C050-98180	SPRING	1				0.011	0.0242
160	K2561-14660	SPACER	1				0.005	0.011
170	66101-36710	SEAL OIL	1				0.02	0.044
180	K2561-14680	CIR CLIP INTERNAL	1				0.007	0.0154
190	K2561-14690	NEEDLE BEARING PUMP	1				0.017	0.0374
200	6C050-98260	SEAL OIL	1				0.006	0.0132
210	K2561-14710	SHAFT MOTOR	1				0.27	0.594
220	66101-37080	BEARING NEEDLE	1				0.015	0.033
230	66101-37230	PLATE	1				0.003	0.0066
240	66101-37020	CLIP	1				0.001	0.0022
250	66101-37060	WASHER PLAIN	1				0.001	0.0022
260	6C050-98180	SPRING	1				0.011	0.0242
270	6C050-98250	BEARING NEEDLE	1				0.053	0.1166
280	66101-36780	SEAL OIL	1				0.01	0.022
290	66101-37340	BEARING JOURNAL	1				0.02	0.044
300	66101-37330	ARM TRUNNION	1	≤50015			0.075	0.165
300	6C050-98650	ARM TRUNNION	1	≥50016	←		0.078	0.1716
310	66071-36250	GUIDE THROTTLE	1				0.005	0.011
320	66101-36720	SEAL OIL	1				0.007	0.0154
330	6C050-98420	CONE	1				0.006	0.0132
340	K2561-14840	SPRING	1				0.001	0.0022
350	6C050-98380	PLUG	1				0.014	0.0308
360	6C050-98390	O RING	1				0.001	0.0022
370	6C050-98440	SHIM	1				0.001	0.0022
380	66071-36640	SCREW	8				0.017	0.0374
390	6C050-98510	PIN	2				0.002	0.0044
400	6C050-98400	PLUG SOCKET HEAD	7				0.028	0.0616
410	K2561-14930	PLUG CHECK/RELIEF	2				0.05	0.11
420	6C050-98340	O RING	9				0	0
430	6C050-98290	SPRING CHECK VALVE	2				0.001	0.0022
440	K2561-14960	ASSY VALVE RELIEF	2	≤50015			0.021	0.0462
440	K2561-14960	ASSY VALVE RELIEF	1	≥50016			0.021	0.0462
450	K2561-14970	ASSY VALVE RELIEF F	1	≥50016			0	0

RANGE GEAR SHAFT



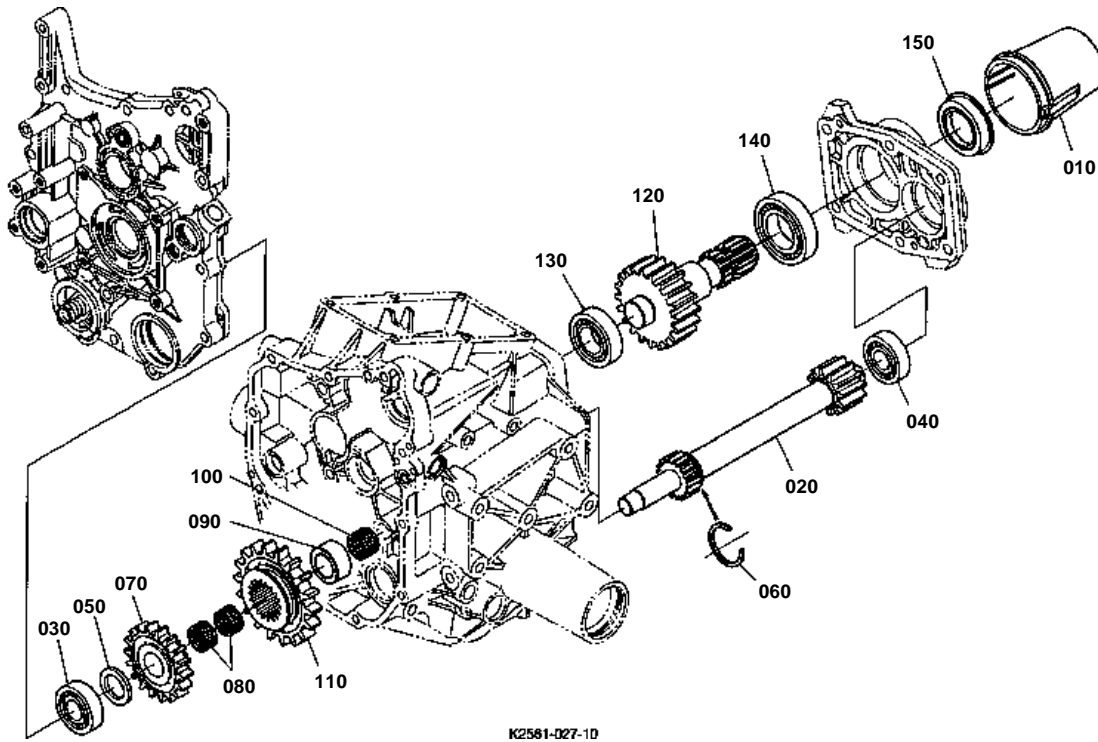


RANGE GEAR SHAFT

↔ Interchangeable; ≠ not interchangeable; ← new for old; → old for new

REF.No	Part No.	Description	Q'ty	S.No.	I/C	REMARKS	Weight (kgf)	Weight (lb)
010	K2561-11810	GEAR LOW	1			17T	0.28	0.616
020	08101-06005	BEARING BALL	1				0.08	0.176
030	08101-06004	BEARING BALL	1				0.065	0.143
040	K2561-11820	GEAR HIGH	1			25T	0.2	0.44
050	08221-07302	BEARING BALL	1				0.09	0.198
060	08151-06304	BEARING BALL	1				0.148	0.3256
070	37410-14320	BEARING BALL	1				0.145	0.319
080	K2561-11920	GEAR SUB	1			16-24T	0.28	0.616
090	K2561-11930	GEAR 4WD	1			12T	0.05	0.11
100	K2561-11940	CIR CLIP EXTERNAL	1				0.003	0.0066
110	K2561-11950	SHIM	2			0.5mm	0.003	0.0066
110	K2561-11960	SHIM	1			0.2mm	0.001	0.0022

PTO SHAFT

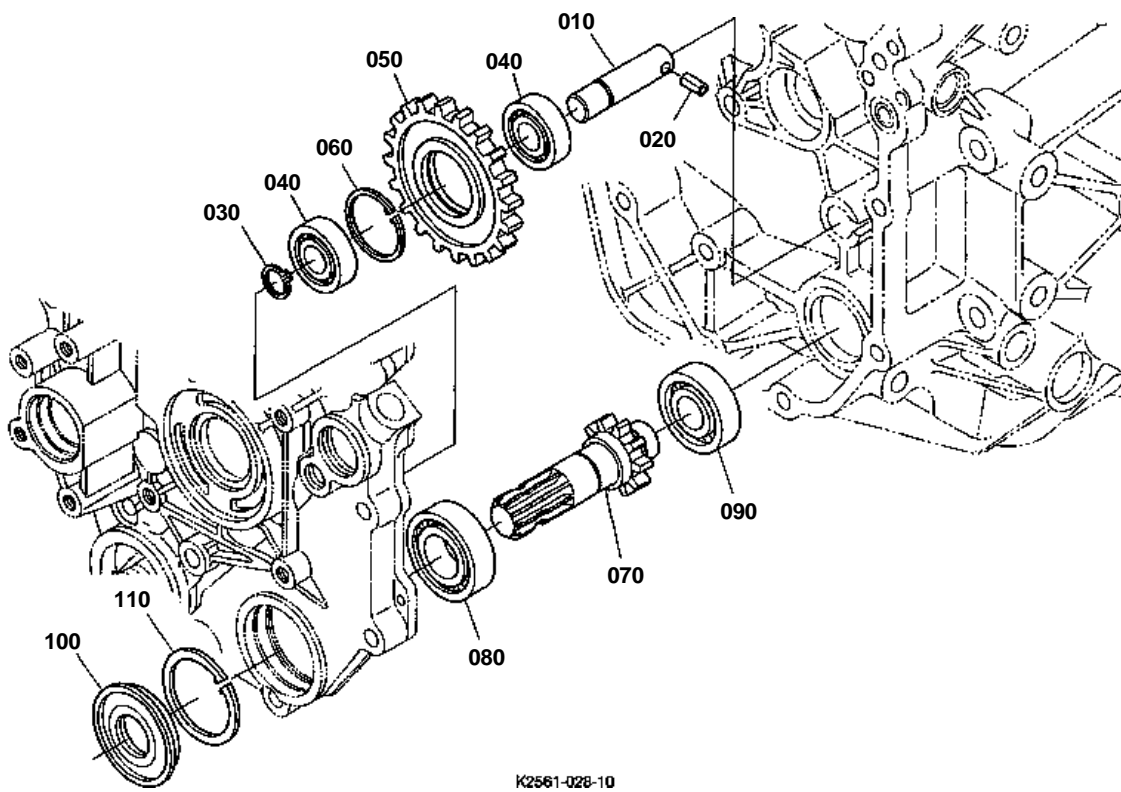




PTO SHAFT

↔ Interchangeable; ≠ not interchangeable; ← new for old; → old for new

REF.No	Part No.	Description	Q'ty	S.No.	I/C	REMARKS	Weight (kgf)	Weight (lb)
010	37410-63112	CAP PTO SHAFT	1				0.055	0.121
020	K2561-11413	GEAR SHAFT REAR PTO	1			11T	1.2	2.64
030	08101-06303	BEARING BALL	1				0.112	0.2464
040	67955-14170	BEARING BALL	1				0.114	0.2508
050	54121-16260	WASHER	1				0.01	0.022
060	K2561-11450	CIR CLIP EXTERNAL	1				0.003	0.0066
070	K2561-11422	GEAR MID PTO	1			22T	0.43	0.946
080	08822-02413	BEARING NEEDLE	2				0.01	0.022
090	K2561-11432	COLLAR INNER RING	1				0.07	0.154
100	08822-02417	BEARING NEEDLE	1				0.015	0.033
110	K2561-11442	GEAR PTO SELECT	1			30T	0.54	1.188
120	K2561-11510	GEAR SHAFT REAR PTO	1			25T	1.71	3.762
130	67121-56770	BEARING BALL	1				0.127	0.2794
140	6C040-14730	BEARING BALL	1				0.15	0.33
150	37410-16550	SEAL OIL	1				0.03	0.066



K2561-028-10

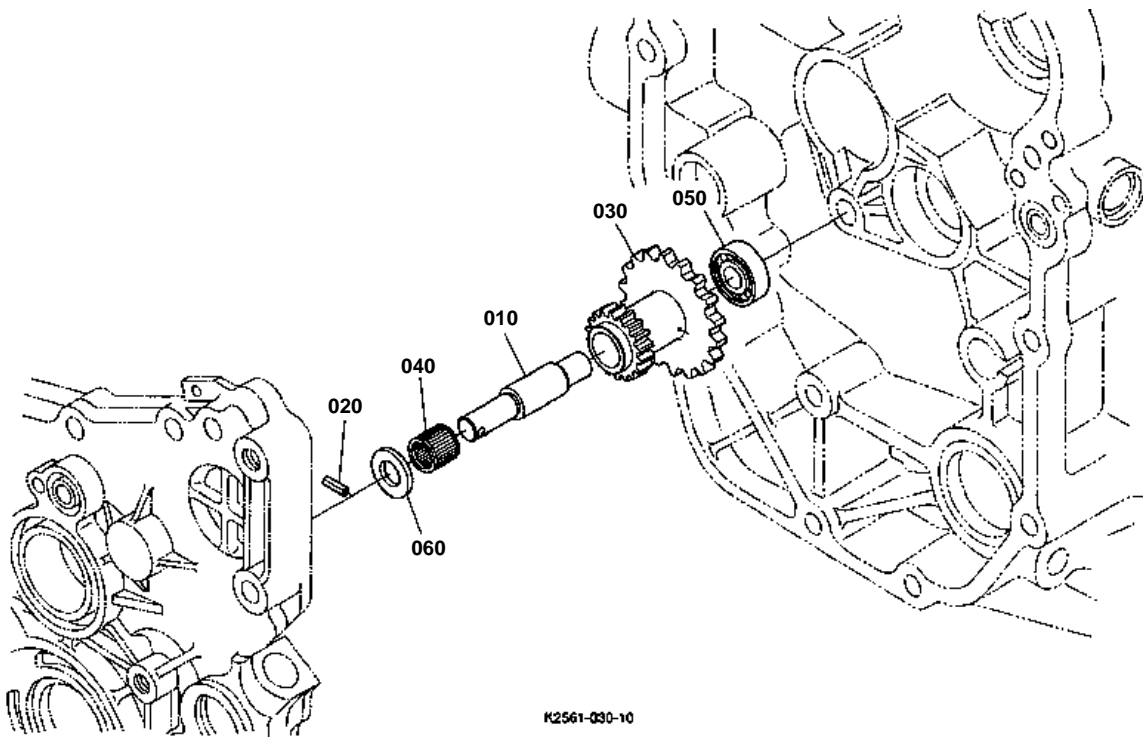
**MID PTO**

↔ Interchangeable; ≠ not interchangeable; ← new for old; → old for new

REF.No	Part No.	Description	Q'ty	S.No.	I/C	REMARKS	Weight (kgf)	Weight (lb)
010	K2561-11610	SHAFT MID PTO IDLE	1				0.12	0.264
020	05411-00616	PIN SPRING	1				0.002	0.0044
030	04612-00170	CIR CLIP EXTERNAL	1				0.001	0.0022
040	08101-06203	BEARING BALL	2				0.063	0.1386
050	K2561-11620	GEAR MID PTO IDLE	1			26T	0.43	0.946
060	04611-00400	CIR CLIP INTERNAL	1				0.005	0.011
070	K2561-11710	SHAFT GEAR	1			11T	0.46	1.012
080	08101-06205	BEARING BALL	1				0.14	0.308
090	08101-06204	BEARING BALL	1				0.102	0.2244
100	32430-25540	SEAL OIL MID PTO	1				0.04	0.088
110	04611-00520	CIR CLIP INTERNAL	1				0.009	0.0198

↔ Interchangeable; ≠ not interchangeable; ← new for old; → old for new

REF.No	Part No.	Description	Q'ty	S.No.	I/C	REMARKS	Weight (kgf)	Weight (lb)
010	K2561-12410	GEAR SHAFT FINAL	1			10T	0.61	1.342
020	32430-44260	BEARING ROLLER	1				0.17	0.374
030	37415-17710	BEARING BALL	1				0.15	0.33
040	K5820-38110	SHIM	1			0.6mm	0.004	0.0088
040	K5820-38120	SHIM	1			0.8mm	0.005	0.011
040	K5820-38130	SHIM	1			1.0mm	0.005	0.011
040	K5820-38140	SHIM	1			1.2mm	0.007	0.0154
040	K5820-38150	SHIM	1			1.4mm	0.008	0.0176
040	36330-28410	SHIM	1			0.3mm	0.002	0.0044
050	K2561-12510	ASSY DIFFERENTIAL	1				4.5	9.9
060	31331-26510	CASE DIFFERENTIAL	1				2.7	5.94
070	31331-26340	SHAFT DIFF.PINION	1				0.3	0.66
080	31220-26280	KEY FEATHER	1				0.005	0.011
090	35430-26350	PINION DIFF.	2				0.16	0.352
100	31351-26390	WASHER DIFF.PINION	2				0.012	0.0264
110	K2561-12520	GEAR DIFF.SIDE LH	1				0.6	1.32
120	K2561-12530	GEAR DIFF.SIDE RH	1				0.47	1.034
130	31331-26470	WASHER SIDE GEAR	2			1.5mm	0.005	0.011
130	31331-26480	WASHER SIDE GEAR	2			1.6mm	0.017	0.0374
130	31331-26490	WASHER SIDE GEAR	2			1.7mm	0.02	0.044
140	K2561-12550	GEAR FINAL	1			66T	3.71	8.162
150	37300-28170	PIN STRAIGHT	2				0.025	0.055
160	37800-43870	BOLT	8				0.026	0.0572
170	34150-26615	SHIFTER DIFF.LOCK	1				0.4	0.88
180	08101-06208	BEARING BALL	1				0.355	0.781
190	08101-06210	BEARING BALL	1				0.45	0.99
200	K2561-90100	ASSY GEAR BEVEL	1			6-37T	1.57	3.454



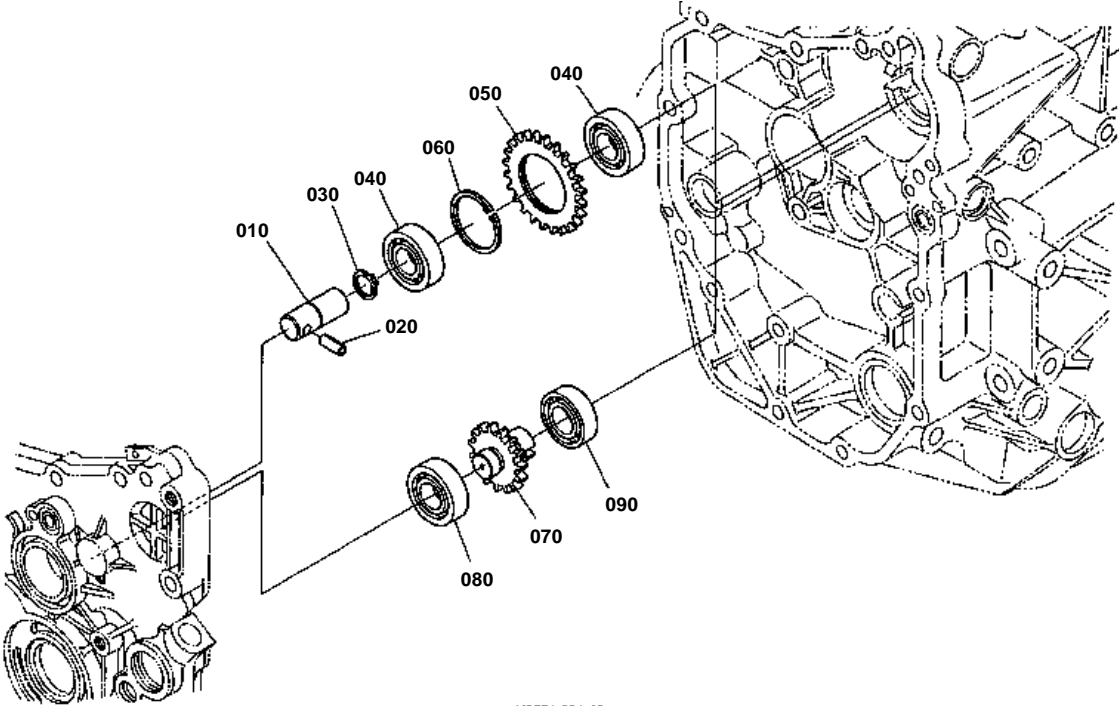
K2561-030-10



FWD IDLE SHAFT

↔ Interchangeable; ≠ not interchangeable; ← new for old; → old for new

REF.No	Part No.	Description	Q'ty	S.No.	I/C	REMARKS	Weight (kgf)	Weight (lb)
010	K2561-12012	SHAFT FWD IDLE	1				0.12	0.264
020	05411-00416	PIN SPRING	1				0.001	0.0022
030	K2561-12020	GEAR FWD IDLE	1			13-25T	0.32	0.704
040	K2561-12040	BEARING NEEDLE	1				0.013	0.0286
050	K2561-12050	BEARING BALL	1				0.04	0.088
060	54121-16270	WASHER	1				0.002	0.0044



K2561-031-10

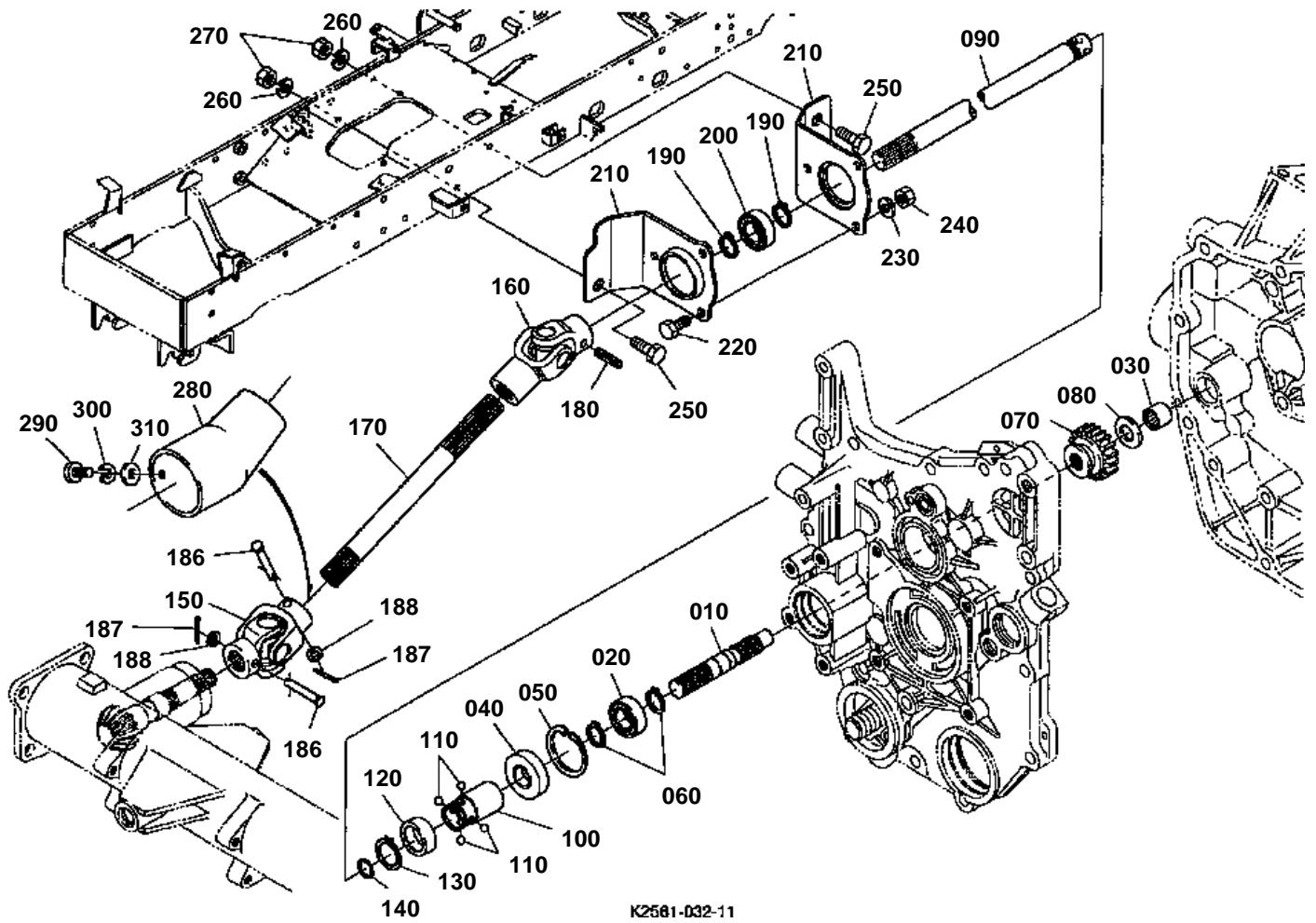


GP IDLE SHAFT

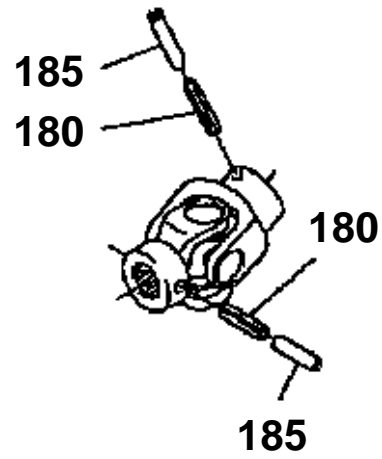
↔ Interchangeable; ≠ not interchangeable; ← new for old; → old for new

REF.No	Part No.	Description	Q'ty	S.No.	I/C	REMARKS	Weight (kgf)	Weight (lb)
010	K2561-12210	SHAFT GP IDLE	1				0.07	0.154
020	05411-00616	PIN SPRING	1				0.002	0.0044
030	04612-00170	CIR CLIP EXTERNAL	1				0.001	0.0022
040	08101-06203	BEARING BALL	2				0.063	0.1386
050	K2561-12220	GEAR GP IDLE	1			29T	0.12	0.264
060	04611-00400	CIR CLIP INTERNAL	1				0.005	0.011
070	K2561-12310	GEAR SHAFT GP	1			19T	0.15	0.33
080	08101-06203	BEARING BALL	1				0.063	0.1386
090	08101-06004	BEARING BALL	1				0.065	0.143

FRONT WHEEL PROPELLER SHAFT



180 05411-00650
185 K2561-1686-2



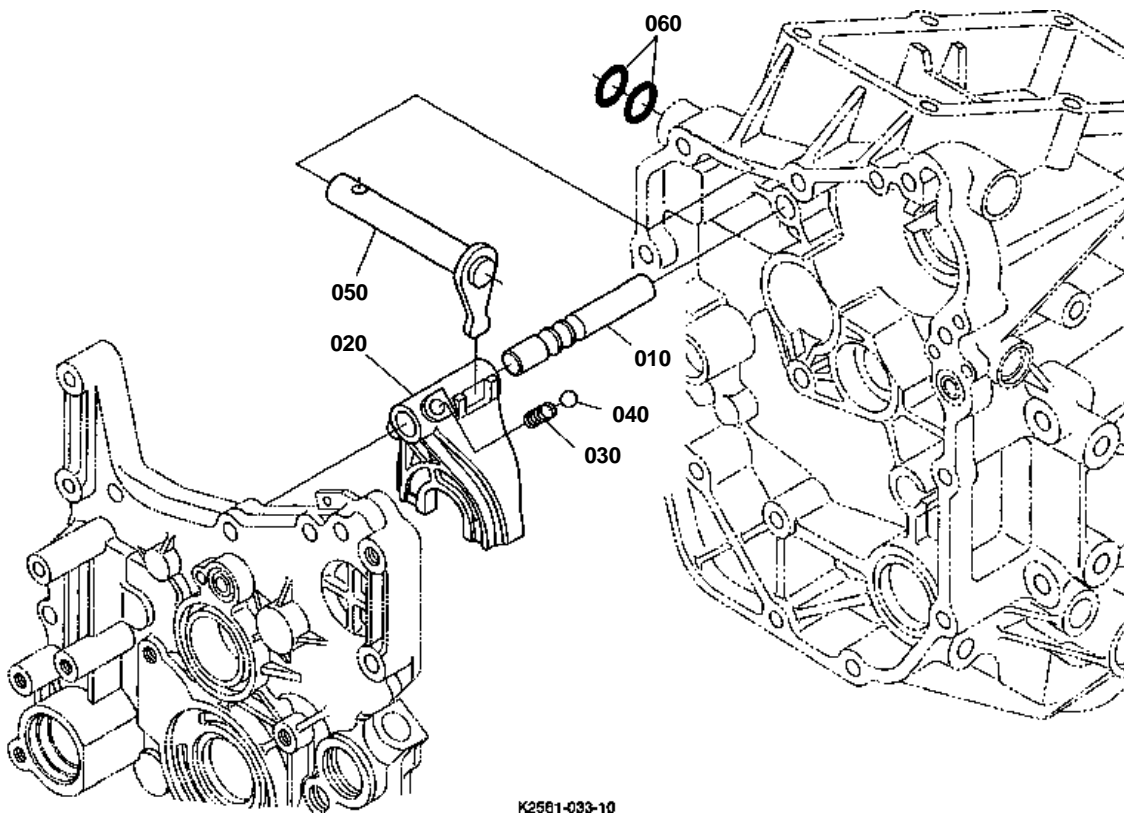
K2561-802-10



FRONT WHEEL PROPELLER SHAFT

↔ Interchangeable; ≠ not interchangeable; ← new for old; → old for new

REF.No	Part No.	Description	Q'ty	S.No.	I/C	REMARKS	Weight (kgf)	Weight (lb)
010	K2561-12110	SHAFT 4WD	1				0.26	0.572
020	08101-06004	BEARING BALL	1				0.065	0.143
030	K2561-12120	BEARING NEEDLE	1				0.02	0.044
040	09500-20428	SEAL OIL	1				0.012	0.0264
050	04611-00420	CIR CLIP INTERNAL	1				0.006	0.0132
060	04612-00200	CIR CLIP EXTERNAL	2				0.001	0.0022
070	K2561-12130	GEAR FWD SELECT	1			19T	0.2	0.44
080	67910-12330	COLLAR	1				0.006	0.0132
090	K2561-14310	SHAFT FWD DRIVE	1				1.47	3.234
100	K2561-14320	COUPLING FWD	1				0.15	0.33
110	07715-01605	BALL	4				0.003	0.0066
120	K2561-14330	COLLAR COUPLING	1				0.05	0.11
130	04612-00280	CIR-CRIP EXTERNAL	1				0.003	0.0066
140	04810-00160	O RING	1				0.001	0.0022
150	K2561-16810	ASSY JOINT UNIVERSAL	1				0.63	1.386
160	K2561-16820	ASSY JOINT UNIVERSAL	1				0.73	1.606
170	K2561-16830	SHAFT DRIVE FRONT	1				0.69	1.518
180	05411-00650	PIN SPRING	3	←=50461			0.006	0.0132
180	05411-00650	PIN SPRING	1	≥=50462			0.006	0.0132
185	K2561-16862	PIN SPRING	2	←=50461		NOT SALE ORDER BY REF No.186to188	0	0
186	K2561-16780	PIN JOINT	2	≥=50463			0	0
187	K2561-16790	PIN COTTER STAINLESS	2	≥=50463			0	0
188	75599-32011	WASHER PLAIN	2	≥=50463			0.001	0.0022
190	15875-24320	RING SNAP	2				0.003	0.0066
200	08141-06304	BEARING BALL	1				0.142	0.3124
210	K2561-16890	HOLDER BEARING	2				0	0
220	01053-50820	HEX.BOLT	3				0.012	0.0264
230	75599-33012	WASHER SPRING LOCK	3				0.002	0.0044
240	02054-50080	HEX.NUT	3				0.005	0.011
250	01053-51230	HEX.BOLT	2				0.04	0.088
260	04512-60120	WASHER SPRING LOCK	2				0.005	0.011
270	02018-50120	HEX.NUT	2				0	0
280	K2561-16850	COVER JOINT	1				0	0
290	01053-50612	BOLT	1				0.004	0.0088
300	75599-33011	WASHER SPRING LOCK	1				0	0
310	75599-32011	WASHER PLAIN	1				0.001	0.0022



K2561-033-10

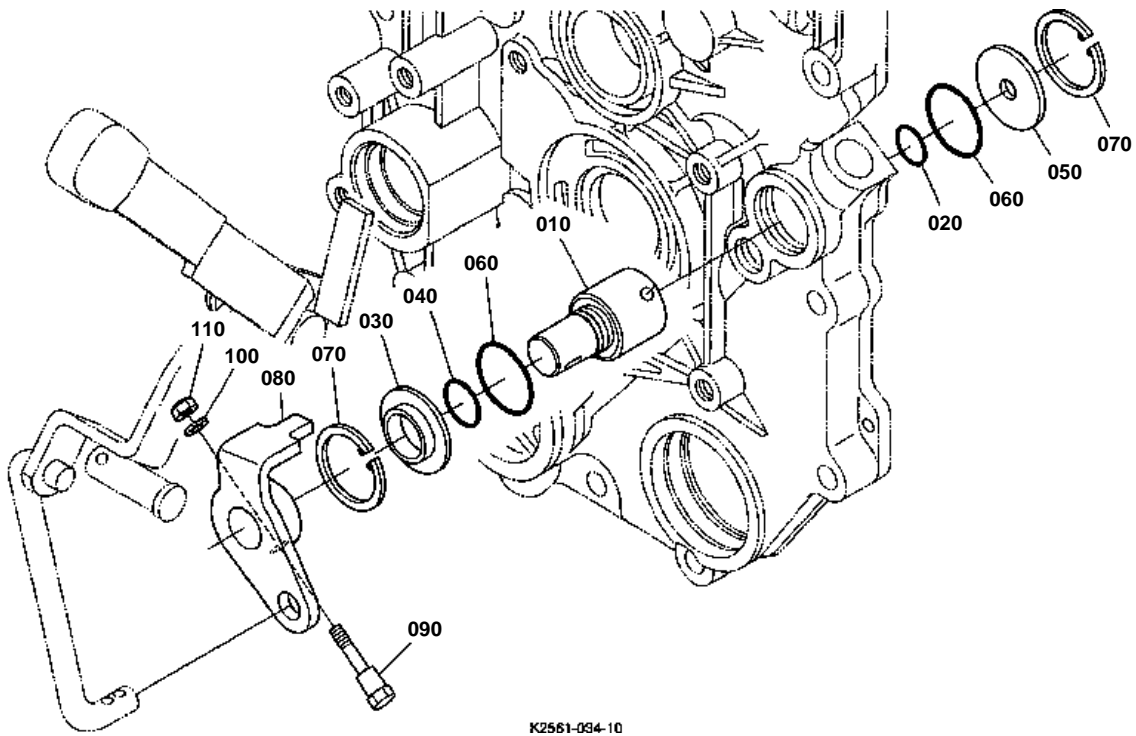


RANGE GEAR SHIFT FORK/CREEP GEAR SHIFT

↔ Interchangeable; ≠ not interchangeable; ← new for old; → old for new

REF.No	Part No.	Description	Q'ty	S.No.	I/C	REMARKS	Weight (kgf)	Weight (lb)
010	K2561-13010	ROD FORK	1				0.11	0.242
020	K2561-13022	FORK RANGE SHIFT	1				0.12	0.264
030	62061-18260	SPRING STOPPER	1				0.002	0.0044
040	07715-01605	BALL	1				0.003	0.0066
050	K2561-13032	ARM RANGE SHIFT	1				0.19	0.418
060	04811-00160	O RING	2				0.001	0.0022

PTO GEAR SHIFT FORK



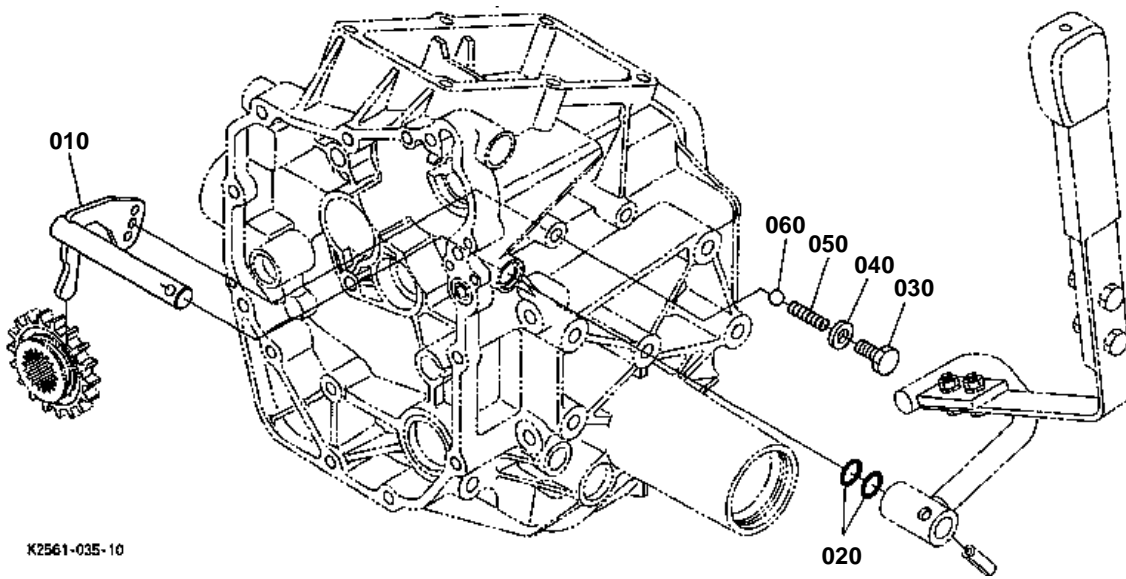
K2561-094-10



PTO GEAR SHIFT FORK

↔ Interchangeable; ≠ not interchangeable; ← new for old; → old for new

REF.No	Part No.	Description	Q'ty	S.No.	I/C	REMARKS	Weight (kgf)	Weight (lb)
010	K2561-13410	SHAFT PTO CLUTCHONOF	1				0.11	0.242
020	04811-10100	O RING	1				0.001	0.0022
030	K2561-13420	SLEEVE PTO CLUTCH	1				0.012	0.0264
040	04811-05120	O RING	1				0.001	0.0022
050	K2561-13430	COLLOR PTO CLUTCH	1				0.012	0.0264
060	04811-10250	O RING	2				0.001	0.0022
070	04611-00300	CIR CLIP INTERNAL	2				0.004	0.0088
080	K2561-13450	ARM PTO CLUTCH	1				0.1	0.22
090	K2561-42420	BOLT HST TRUNNION	1				0.017	0.0374
100	04512-60060	WASHER SPRING	1				0.001	0.0022
110	02552-50060	NUT LOCK	1				0.002	0.0044



K2561-035-10

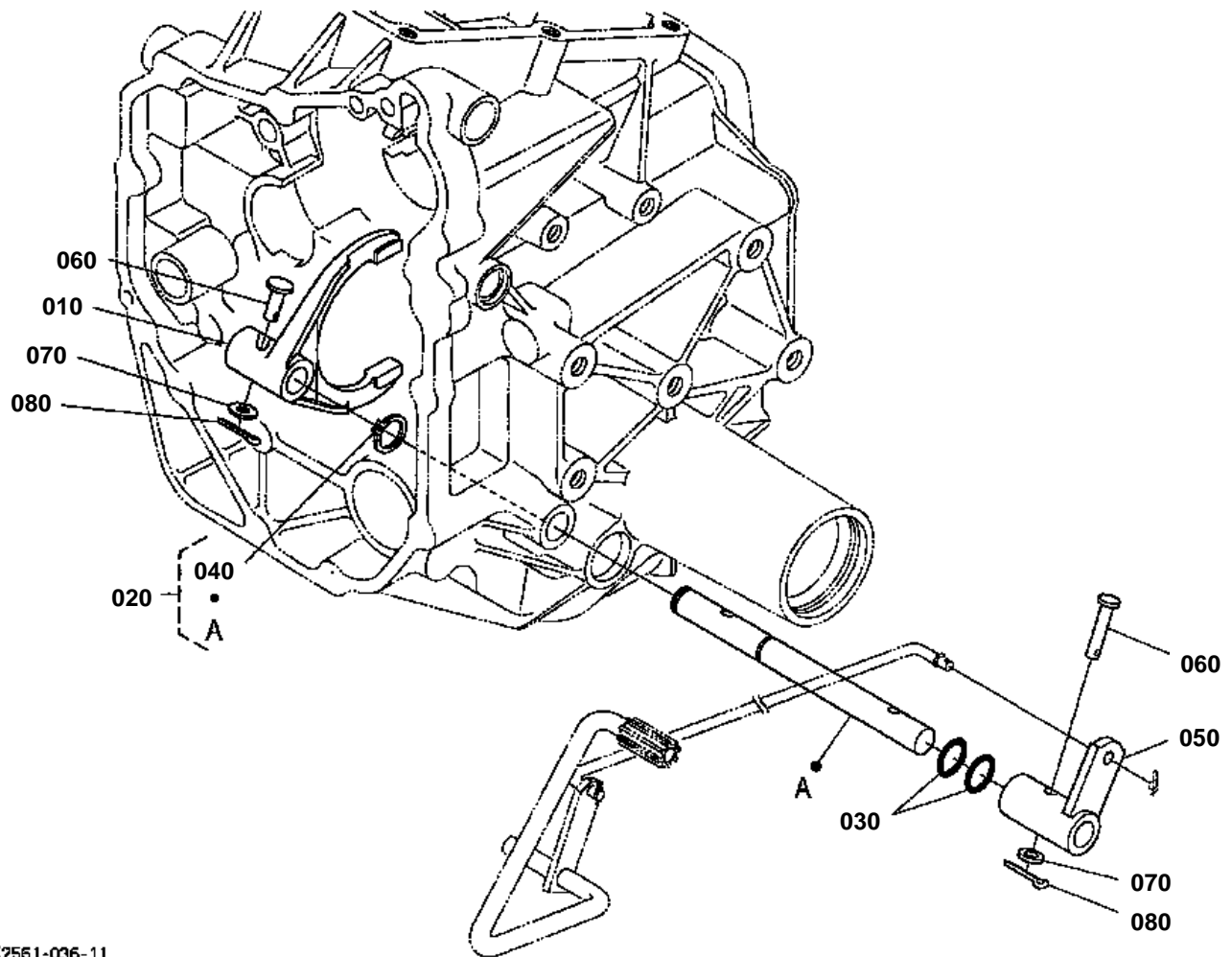


PTO GEAR SHIFT ARM

↔ Interchangeable; ≠ not interchangeable; ← new for old; → old for new

REF.No	Part No.	Description	Q'ty	S.No.	I/C	REMARKS	Weight (kgf)	Weight (lb)
010	K2561-13110	ARM PTO SELECT	1				0.28	0.616
020	04811-00160	O RING	2				0.001	0.0022
030	K2561-13122	BOLT PTO SELECT	1	←=51436			0	0
040	04717-01000	WASHER WITH RUBBER	1				0.001	0.0022
050	62061-18260	SPRING STOPPER	1				0.002	0.0044
060	07715-01605	BALL	1				0.003	0.0066

DIFFERENTIAL LOCK SHIFT FORK



K2561-036-11

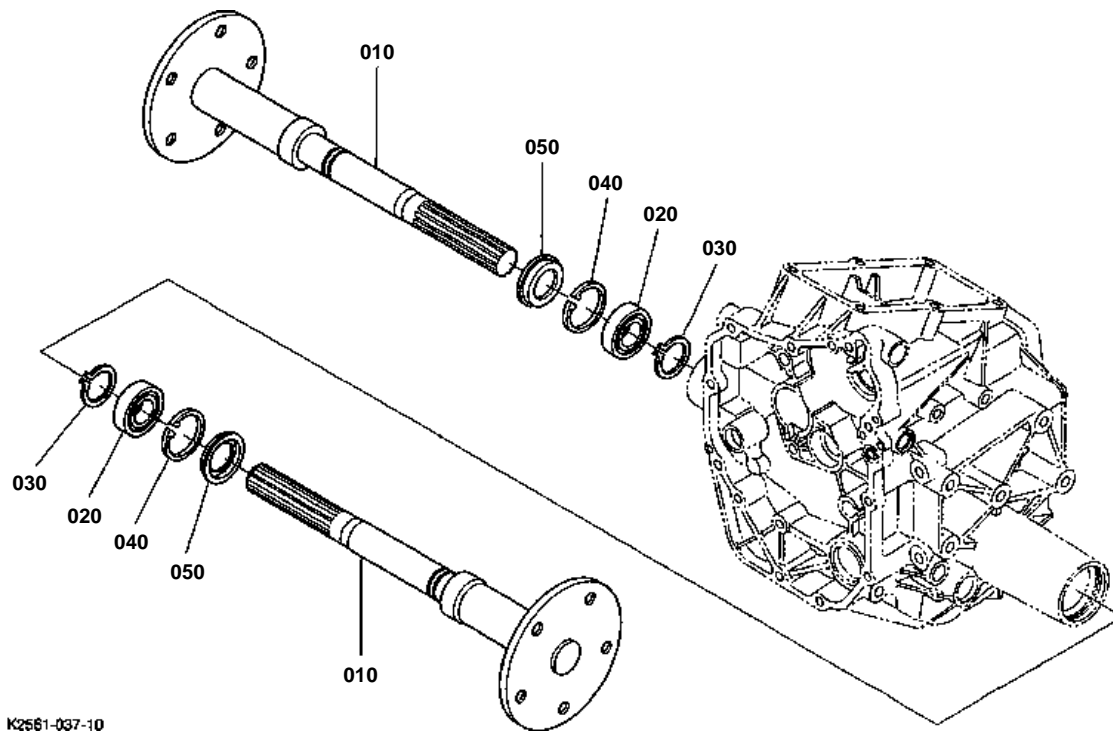


DIFFERENTIAL LOCK SHIFT FORK

↔ Interchangeable; ≠ not interchangeable; ← new for old; → old for new

REF.No	Part No.	Description	Q'ty	S.No.	I/C	REMARKS	Weight (kgf)	Weight (lb)
010	K2561-13313	FORK DIFF.LOCK SHIFT	1	≤59658		NOT SALE	0	0
010	K2561-13313	FORK DIFF.LOCK SHIFT	1	≥59659	←		0	0
020	K2561-13320	SHAFT DIFF.LOCK	1				0.3	0.66
030	04811-00160	O RING	2				0.001	0.0022
040	04612-00160	CIR CLIP EXTERNAL	1	≤59658			0.001	0.0022
040	14541-24320	CIR CLIP IDLE GEAR	1	≥59659	≠		0.002	0.0044
050	K2561-13330	ARM DIFF.LOCK	1				0.155	0.341
060	31351-26620	PIN JOINT	2				0.008	0.0176
070	04013-60060	WASHER PLAIN	2				0.001	0.0022
080	05511-50212	PIN SPLIT	2				0.001	0.0022

REAR AXLE



K2661-037-10

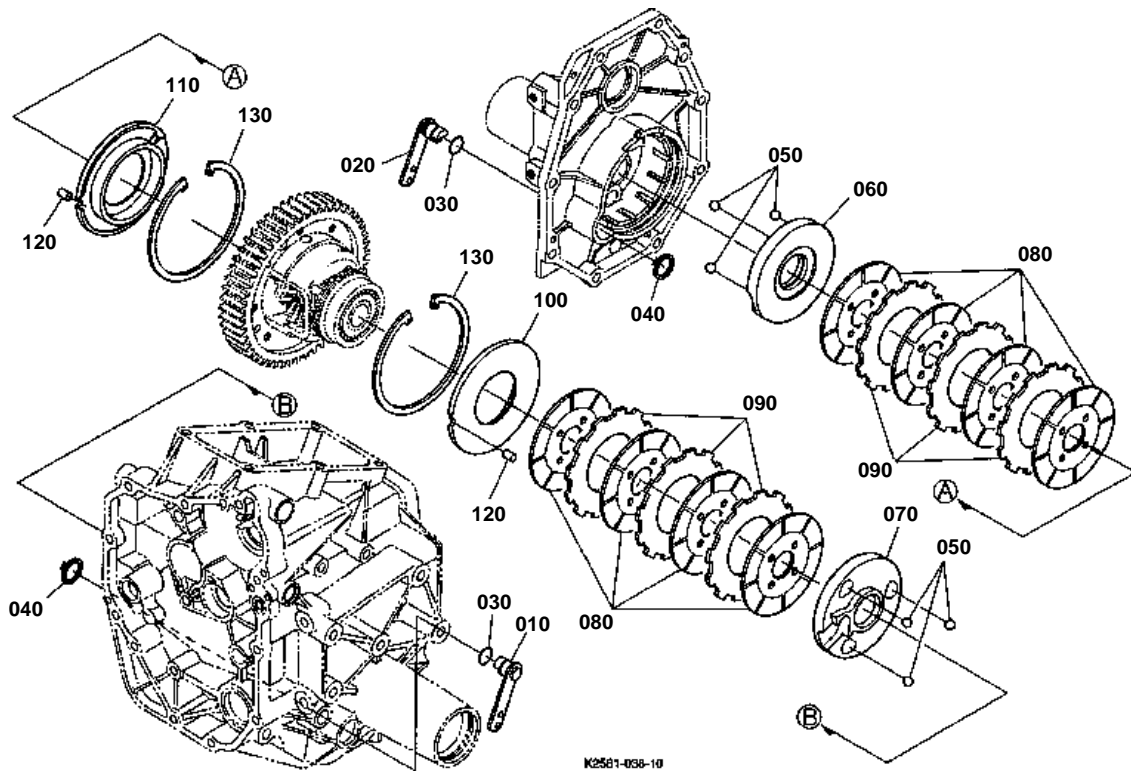


REAR AXLE

↔ Interchangeable; ≠ not interchangeable; ← new for old; → old for new

REF.No	Part No.	Description	Q'ty	S.No.	I/C	REMARKS	Weight (kgf)	Weight (lb)
010	K2561-12613	AXLE REAR	2				4.18	9.196
020	08101-06007	BEARING BALL	2				0.16	0.352
030	04612-00350	CIR CLIP EXTERNAL	2				0.01	0.022
040	04611-00620	CIR CLIP INTERNAL	2				0.011	0.0242
050	09500-00003	SEAL OIL	2				0.067	0.1474

BRAKE

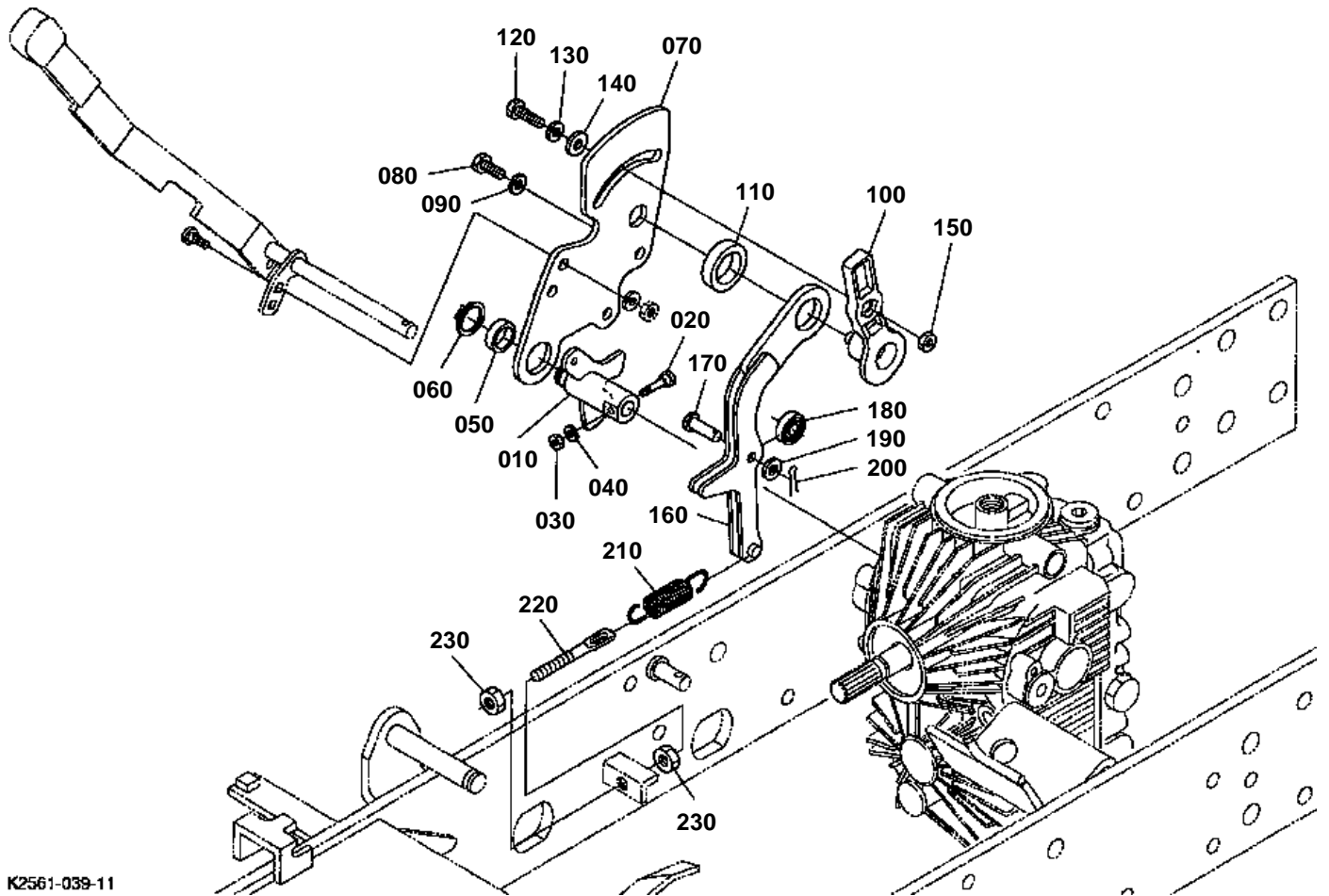


**BRAKE**

↔ Interchangeable; ≠ not interchangeable; ← new for old; → old for new

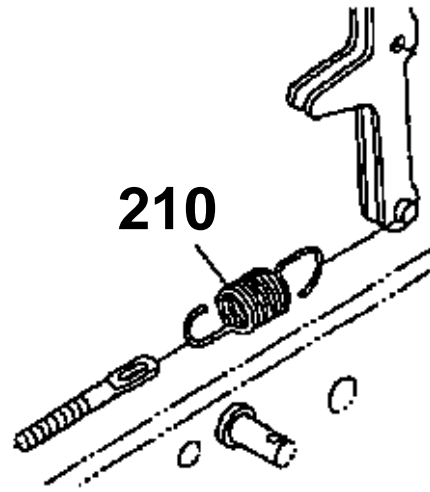
REF.No	Part No.	Description	Q'ty	S.No.	I/C	REMARKS	Weight (kgf)	Weight (lb)
010	K2561-13512	LEVER CAM LH	1				0.375	0.825
020	K2561-13522	LEVER CAM RH	1				0.385	0.847
030	04811-00240	O RING	2				0.001	0.0022
040	04612-00300	CIR CLIP EXTERNAL	2				0.003	0.0066
050	07715-00805	BALL	6				0.016	0.0352
060	K2561-13530	ACTUATOR LH	1				0.63	1.386
070	K2561-13540	ACTUATOR RH	1				0.62	1.364
080	6C090-22350	DISK BRAKE	8				0.18	0.396
090	6C090-22340	PLATE FRICTION	6				0.12	0.264
090	6C140-22340	PLATE FRICTION	6		↔		0.12	0.264
100	K2561-13550	HOLDER BEARING L	1				0.59	1.298
110	K2561-13560	HOLDER BEARING R	1				0.81	1.782
120	K2561-13580	PIN	2				0	0
130	K2561-13570	CIR-CLIP INTERNAL	2				0.04	0.088

NEUTRAL HOLDER LINK



K2561-039-11

210 K2561-4256-0



K2561-803-10

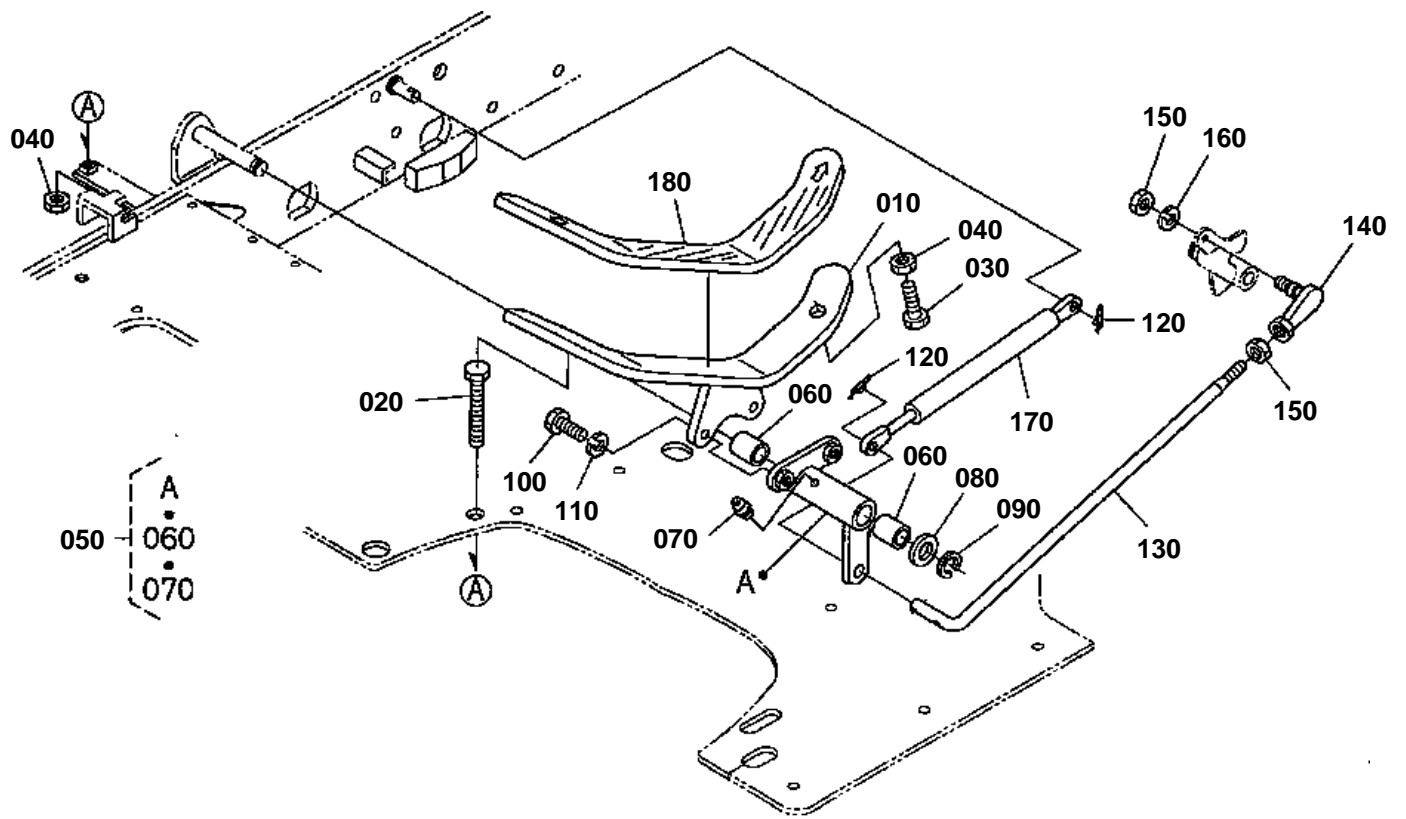


NEUTRAL HOLDER LINK

↔ Interchangeable; ≠ not interchangeable; ← new for old; → old for new

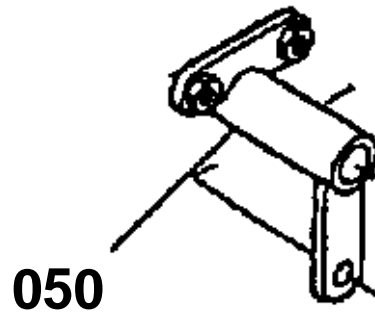
REF.No	Part No.	Description	Q'ty	S.No.	I/C	REMARKS	Weight (kgf)	Weight (lb)
010	K2561-42410	ARM HST TRUNNION	1				0	0
020	K2561-42420	BOLT HST TRUNNION	1				0.017	0.0374
030	02014-50060	HEX.NUT	1				0.003	0.0066
040	75599-33011	WASHER SPRING LOCK	1				0	0
050	6C050-43450	BUSH	1				0.005	0.011
060	04612-00220	CIR CLIP	1				0.001	0.0022
070	K2561-42450	PLATE HST NEUTRAL	1				0	0
080	01053-50825	HEX.BOLT	2				0.014	0.0308
090	75599-33012	WASHER SPRING LOCK	2				0.002	0.0044
100	K2561-42470	LEVER NEUTRAL ADJUST	1				0	0
110	K2561-42480	COLLAR HST	1				0	0
120	01053-50825	HEX.BOLT	1				0.014	0.0308
130	75599-33012	WASHER SPRING LOCK	1				0.002	0.0044
140	75599-32012	WASHER PLAIN	1				0.002	0.0044
150	02054-50080	NUT	1				0.005	0.011
160	K2561-42512	ARM HST NEUTRAL	1	<=51436			0	0
160	K2561-42513	ARM HST NEUTRAL	1	>=51437	←		0	0
170	05112-50820	PIN JOINT	1				0.009	0.0198
170	K2561-42523	PIN JOINT	1		↔		0	0
180	K2561-42530	BEARING BALL	1				0	0
190	75599-32012	WASHER PLAIN	1				0.002	0.0044
200	05511-50218	PIN SPLIT	1				0.001	0.0022
210	K2561-42560	SPRING HST NEUTRAL	1	<=50516		NOT SALE	0	0
210	K2561-42563	SPRING	1	>=50553	←		0.13	0.286
220	K2561-42570	ROD ADJUST	1				0	0
230	02054-50080	HEX.NUT	2				0.005	0.011

SPEED CONTROL PEDAL



K2591-012-10

050 K2561-4202-0



K2561-814-10

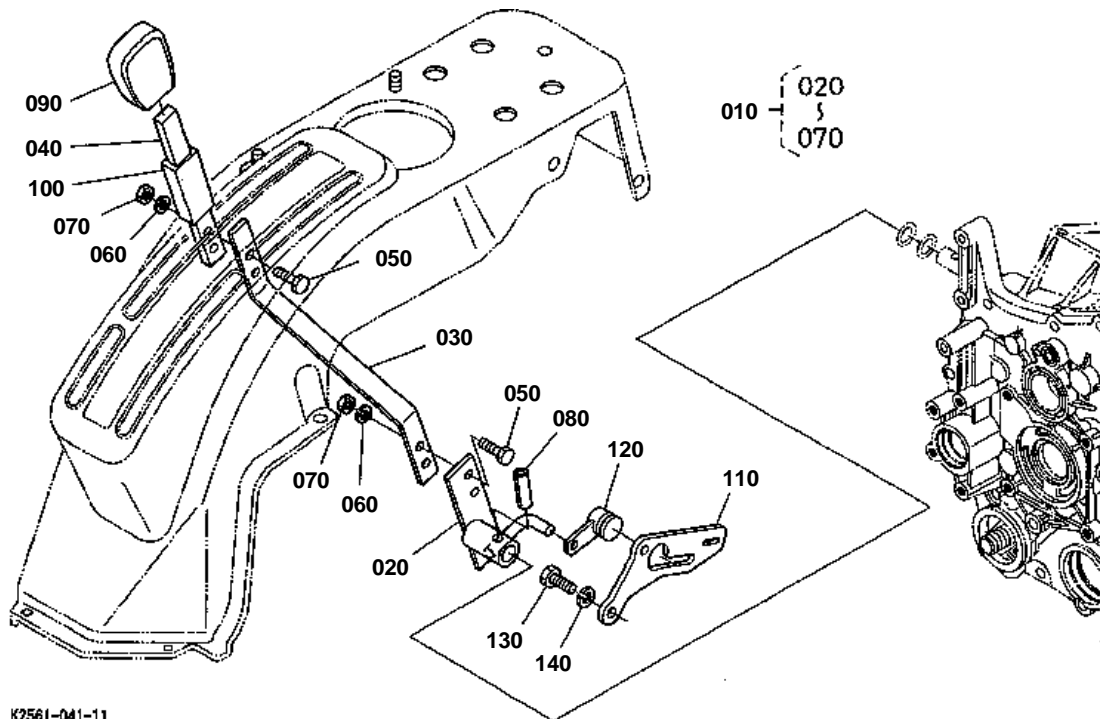


SPEED CONTROL PEDAL

↔ Interchangeable; ≠ not interchangeable; ← new for old; → old for new

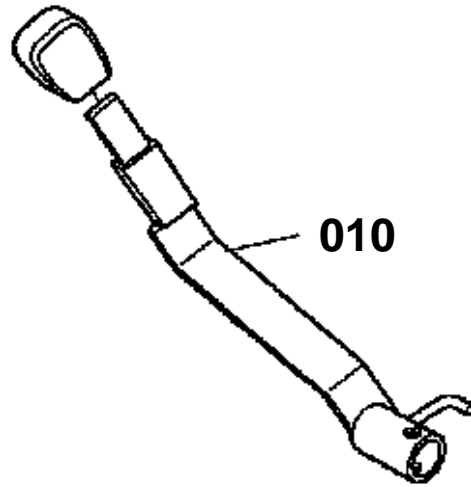
REF.No	Part No.	Description	Q'ty	S.No.	I/C	REMARKS	Weight (kgf)	Weight (lb)
010	K2561-42010	PEDAL HST	1				0	0
020	01053-50890	HEX.BOLT	1				0.03	0.066
030	01053-50825	HEX.BOLT	1				0.014	0.0308
040	02054-50080	HEX.NUT	2				0.005	0.011
050	K2561-42020	LINK HST PEDAL	1	<=62517			0	0
050	K2561-42100	ASSY LINK HST PEDAL	1	>=62518	←		0	0
060	K2561-42140	BUSHING DU	2				0	0
070	67211-42940	NIPPLE GREASE	1	>=62518			0.001	0.0022
080	K2561-42130	WASHER PLAIN	1				0	0
090	75599-41522	CIR-CLIP EXTERNAL	1				0	0
100	01053-50825	HEX.BOLT	2				0.014	0.0308
110	75599-33012	WASHER SPRING LOCK	2				0.002	0.0044
120	K1211-91130	RUE RING COTTER	3				0	0
130	K2561-42170	ROD SPEED CHANGE	1				0	0
140	K1122-42080	ROD END	1				0.03	0.066
150	75599-31022	HEX.NUT	2				0	0
160	75599-33012	WASHER SPRING LOCK	1				0.002	0.0044
170	K2561-42150	DAMPER HST	1				0	0
180	K2561-42310	COVER HST PEDAL	1				0	0

RANGE GEAR SHIFT LEVER



K2561-041-11

010 K2561-4271-0



K2561-800-10

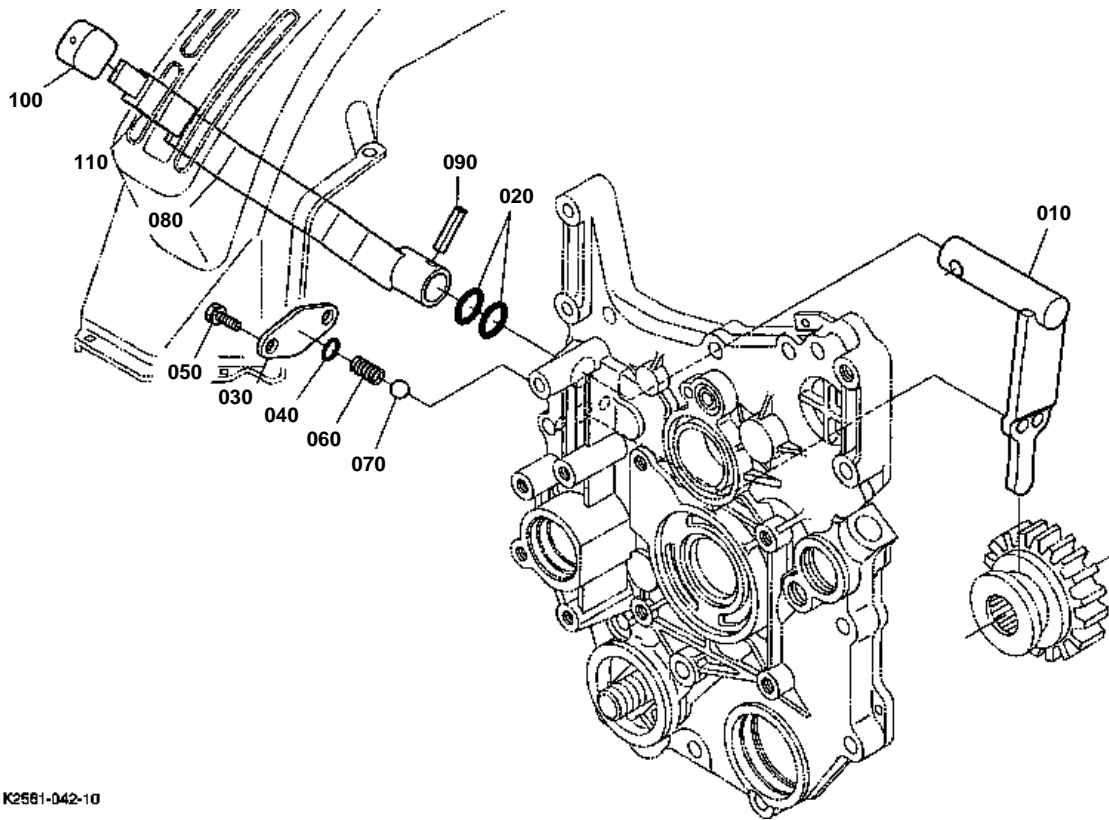


RANGE GEAR SHIFT LEVER

↔ Interchangeable; ≠ not interchangeable; ← new for old; → old for new

REF.No	Part No.	Description	Q'ty	S.No.	I/C	REMARKS	Weight (kgf)	Weight (lb)
010	K2561-42710	LEVER SUB SELECT	1	≤50461			0	0
010	K2561-42714	KIT LEVER SUB SEL.	1	≥50463	←		0	0
020	K2561-42970	LEVER SUB SELECT	1	≥50463			0	0
030	K2561-42920	LEVER SUB MID	1	≥50463			0	0
040	K2561-42930	LEVER SUB UPPER	1	≥50463			0	0
050	01053-50820	BOLT	4	≥50463			0.012	0.0264
060	75599-33012	WASHER SPRING	4	≥50463			0.002	0.0044
070	02054-50080	NUT	4	≥50463			0.005	0.011
080	05411-00836	PIN SPRING	1				0.008	0.0176
090	K2561-42740	GRIP LEVER SUB	1				0	0
100	K2561-42630	CUSHION	1				0	0
110	K2561-42720	STAY SWITCH NEUTRAL	1				0	0
120	K2561-42730	ROD SWITCH	1				0	0
130	01053-50820	HEX.BOLT	2				0.012	0.0264
140	75599-33012	WASHER SPRING LOCK	2				0.002	0.0044

FRONT WHEEL DRIVE LEVER



K2561-042-10

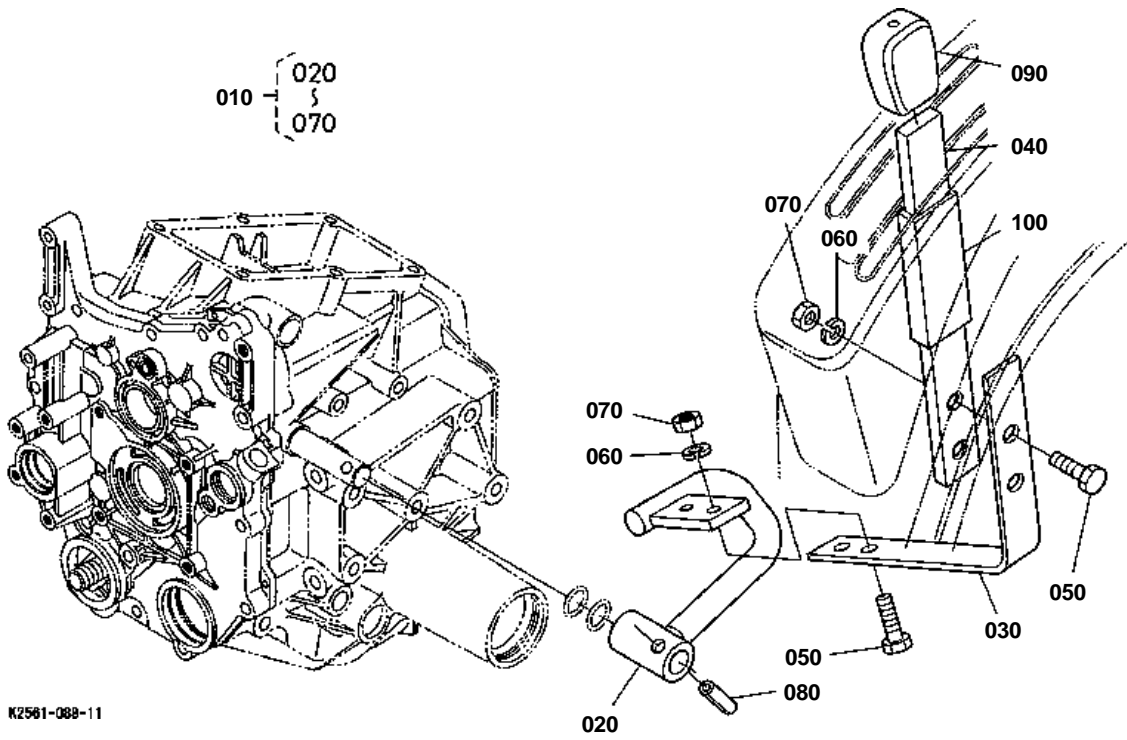


FRONT WHEEL DRIVE LEVER

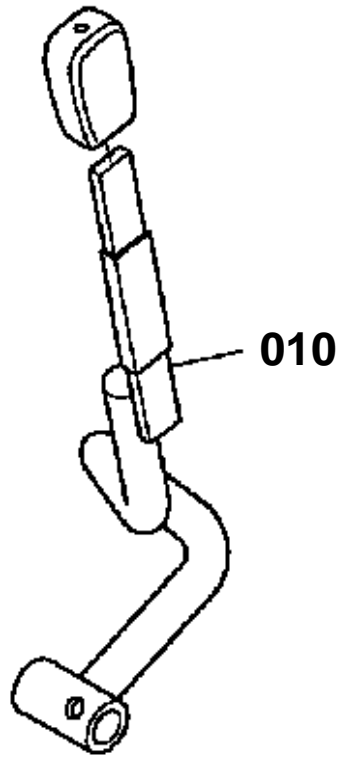
↔ Interchangeable; ≠ not interchangeable; ← new for old; → old for new

REF.No	Part No.	Description	Q'ty	S.No.	I/C	REMARKS	Weight (kgf)	Weight (lb)
010	K2561-13210	ARM 4WD SHIFT	1				0.2	0.44
020	04811-00160	O RING	2				0.001	0.0022
030	K2561-13220	PLATE FWD SELECT	1				0.008	0.0176
040	04811-00090	O RING	1				0.001	0.0022
050	01023-50614	BOLT	2				0.005	0.011
060	62061-18260	SPRING STOPPER	1				0.002	0.0044
070	07715-01605	BALL	1				0.003	0.0066
080	K2561-42750	LEVER FWD SELECT	1				0	0
090	05411-00836	PIN SPRING	1				0.008	0.0176
100	K2561-42780	GRIP LEVER FWD	1				0	0
110	K2561-42630	CUSHION	1				0	0

PTO SELECT LEVER



010 K2561-4261-0



K2561-801-10

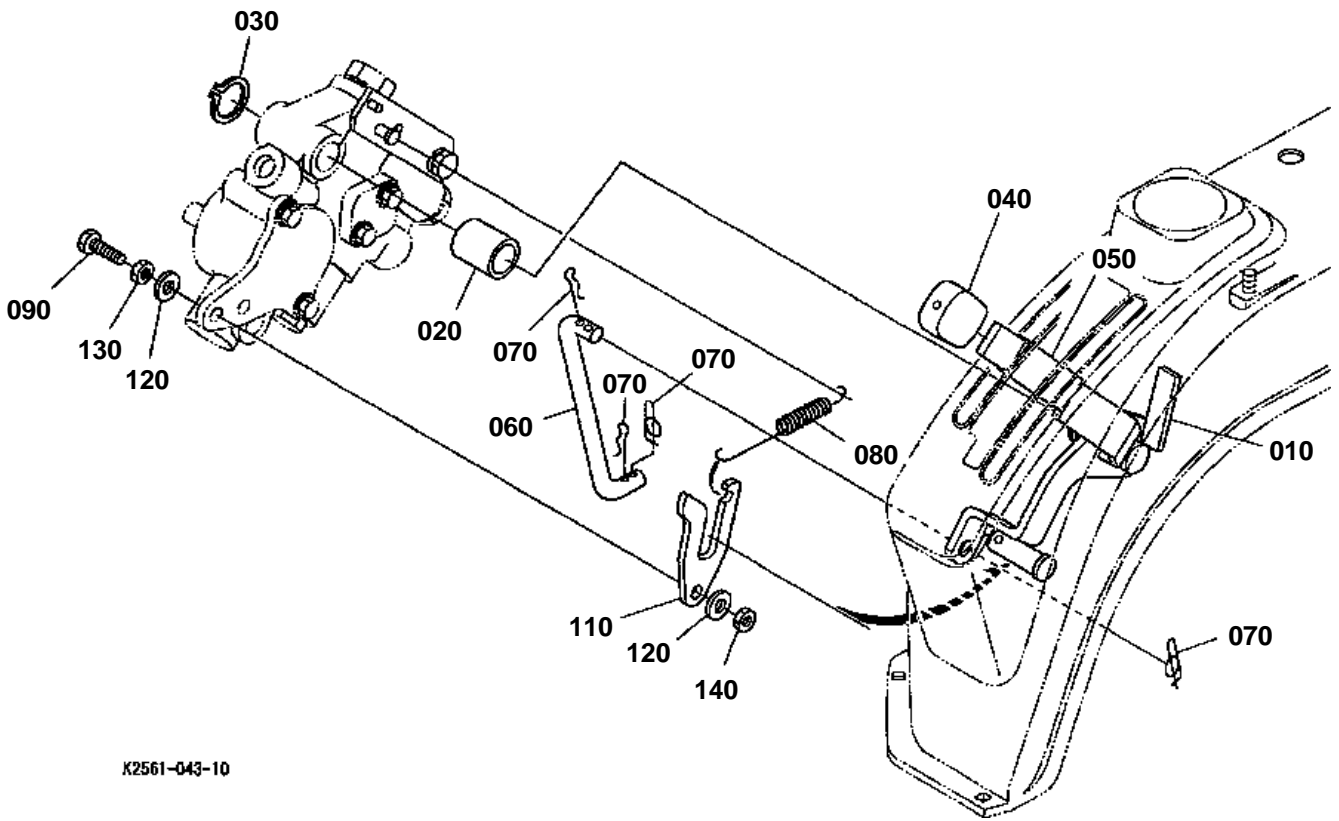


PTO SELECT LEVER

↔ Interchangeable; ≠ not interchangeable; ← new for old; → old for new

REF.No	Part No.	Description	Q'ty	S.No.	I/C	REMARKS	Weight (kgf)	Weight (lb)
010	K2561-42610	LEVER PTO SELECT	1	≤50461			0	0
010	K2561-42613	KIT LEVER PTO SEL	1	≥50463	←		0	0
020	K2561-42960	LEVER PTO SELECT	1	≥50463			0	0
030	K2561-42910	LEVER PTO SEL.MID	1	≥50463			0	0
040	K2561-42930	LEVER SUB UPPER	1	≥50463			0	0
050	01053-50820	BOLT	4	≥50463			0.012	0.0264
060	75599-33012	WASHER SPRING	4	≥50463			0.002	0.0044
070	02054-50080	NUT	4	≥50463			0.005	0.011
080	05411-00836	PIN SPRING	1				0.008	0.0176
090	K2561-42620	GRIP LEVER PTO	1				0	0
100	K2561-42630	CUSHION	1				0	0

PTO GEAR SHIFT LEVER



K2561-043-10

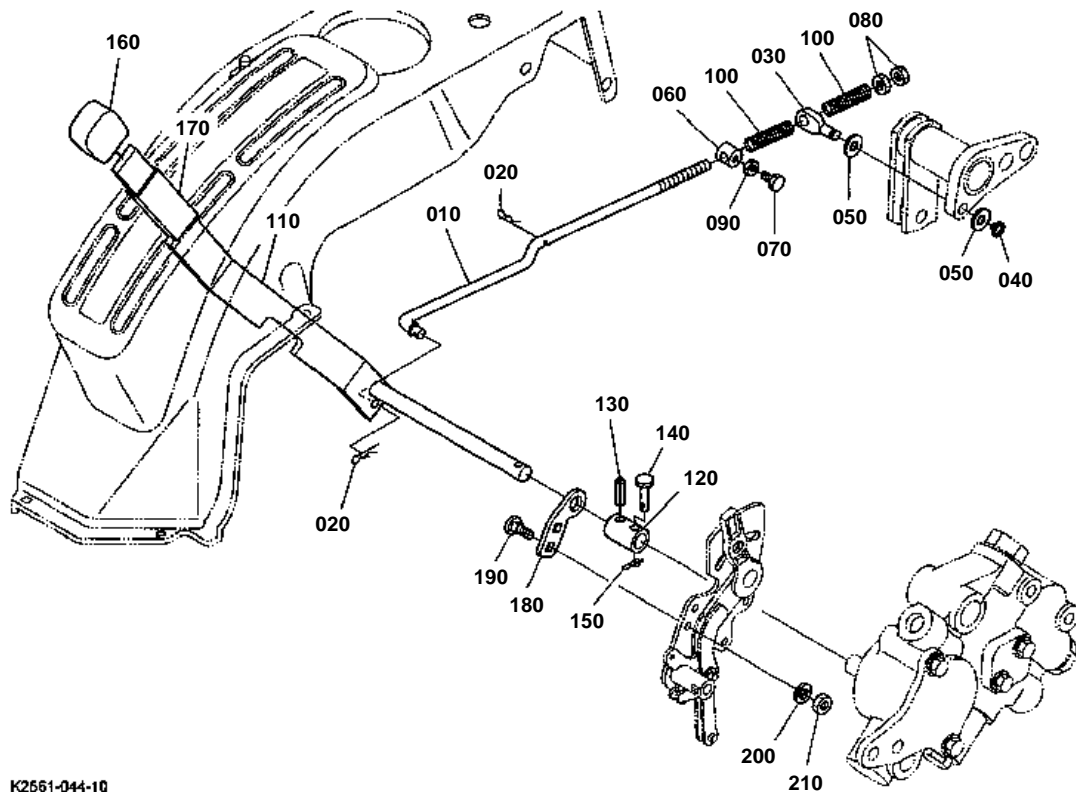


PTO GEAR SHIFT LEVER

↔ Interchangeable; ≠ not interchangeable; ← new for old; → old for new

REF.No	Part No.	Description	Q'ty	S.No.	I/C	REMARKS	Weight (kgf)	Weight (lb)
010	K2561-42650	LEVER PTO CLUTCH	1				0	0
020	K2561-42140	BUSHING DU	1				0	0
030	04612-00160	CIRCLIP EXTERNAL	1				0.001	0.0022
040	K2561-42660	GRIP LEVER CLUTCH	1				0	0
050	K2561-42630	CUSHION	1				0	0
060	K2561-42670	ROD PTO CLUTCH	1				0	0
070	75599-56004	HAIRPIN COTTER	4				0	0
080	K2561-42640	SPRING POSITION	1				0	0
090	01053-50835	HEX.BOLT	1				0.016	0.0352
100	99999-99999	BLANK	0				0	0
110	K2561-42890	CAM PTO CLUTCH	1				0	0
120	75599-32012	WASHER PLAIN	2				0.002	0.0044
130	02054-50080	HEX.NUT	1				0.005	0.011
140	K5112-72840	NUT SELF-LOCKING	1				0.005	0.011
150	K1211-91130	RUE RING COTTER	2				0	0

HYDRAULIC CONTROL LEVER



K2561-044-10

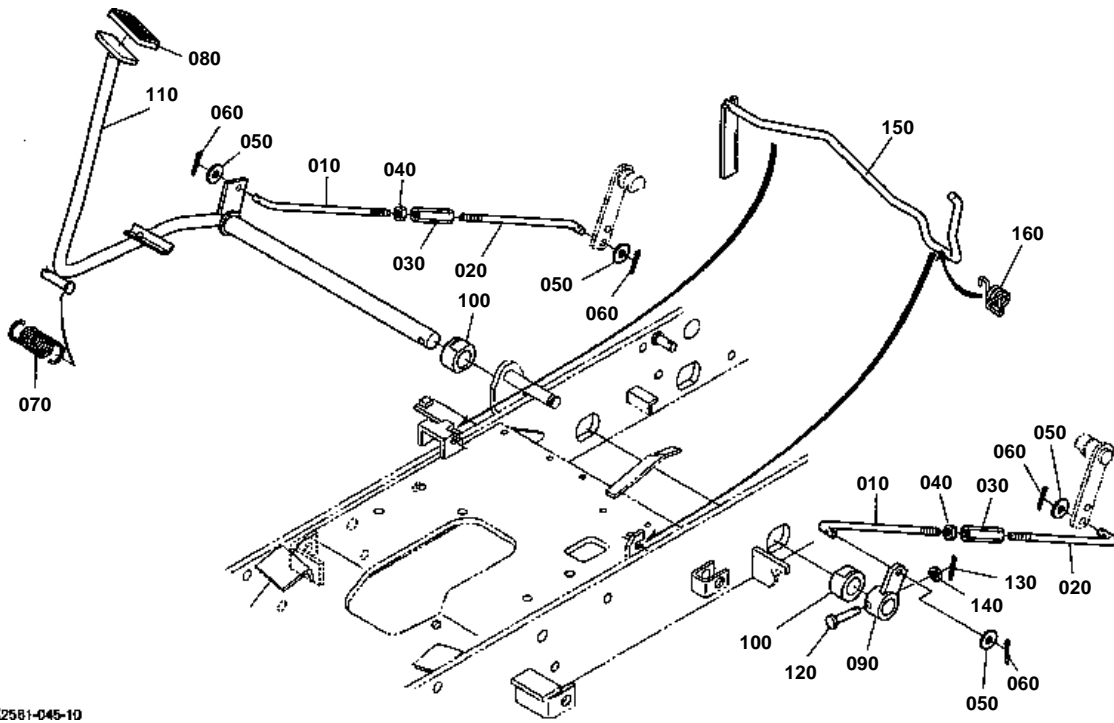


HYDRAULIC CONTROL LEVER

↔ Interchangeable; ≠ not interchangeable; ← new for old; → old for new

REF.No	Part No.	Description	Q'ty	S.No.	I/C	REMARKS	Weight (kgf)	Weight (lb)
010	K2561-36360	ROD FEEDBACK	1				0	0
020	75599-56003	HAIRPIN COTTER	2				0	0
030	K2561-36370	PIN FEEDBACK	1				0	0
040	04613-50090	CIR-CRIP EXTERNAL	1				0.001	0.0022
050	04011-50120	WASHER PLAIN	2				0.005	0.011
060	K2561-36380	BRACKET FEEDBACK	1				0	0
070	01053-50612	BOLT	1				0.004	0.0088
080	02054-50080	HEX.NUT	2				0.005	0.011
090	02014-50060	HEX.NUT	1				0.003	0.0066
100	K2561-36390	SPRING FEED BACK	2				0	0
110	K2561-42810	LEVER HYD CONTROL	1				0	0
120	K2561-42840	BOSS HYD LEVER	1				0	0
130	05411-00836	PIN SPRING	1				0.008	0.0176
140	05122-50830	PIN JOINT	1				0.014	0.0308
150	K1211-91120	RUE RING COTTER	1				0.001	0.0022
160	K2561-42820	GRIP LEVER HYD	1				0	0
170	K2561-42630	CUSHION	1				0	0
180	K2561-42850	PLATE	1				0	0
190	K1122-91320	BOLT SHORT SQU.NECK	2				0.01	0.022
200	75599-33012	WASHER SPRING LOCK	2				0.002	0.0044
210	02156-50080	HEX.NUT	2				0.004	0.0088

BRAKE PEDAL



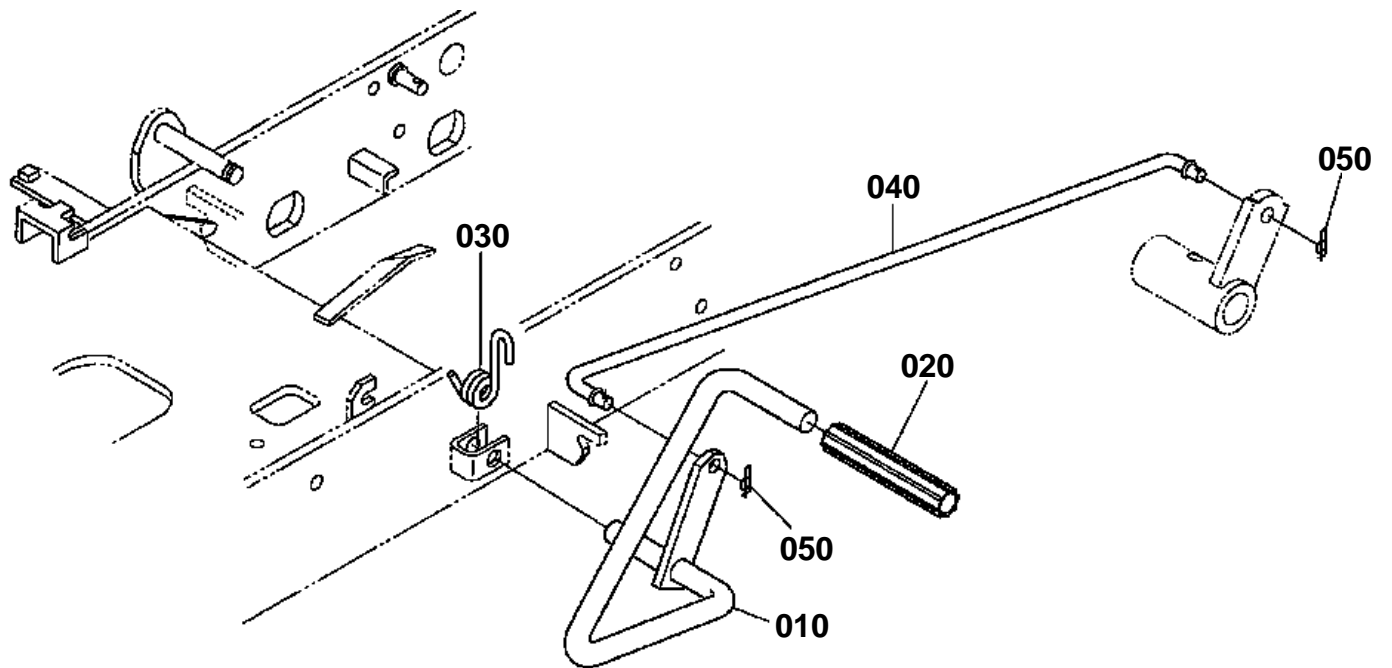
K2581-045-10

**BRAKE PEDAL**

↔ Interchangeable; ≠ not interchangeable; ← new for old; → old for new

REF.No	Part No.	Description	Q'ty	S.No.	I/C	REMARKS	Weight (kgf)	Weight (lb)
010	K2561-43110	ROD BRAKE	2				0	0
020	K2561-43120	ROD LEFT HAND THREAD	2				0	0
030	K2561-43150	TURNBUCKLE	2				0	0
040	75599-31023	HEX.NUT	2				0.006	0.0132
050	75599-32013	WASHER PLAIN	4				0.03	0.066
060	75599-53152	PIN COTTER	4				0	0
070	K2561-43140	SPRING RETURN BRAKE	1				0	0
080	K1122-43150	COVER BRAKE PEDAL	1				0.022	0.0484
090	K2561-43160	ARM BRAKE	1				0	0
100	K2561-43180	BUSH	2				0	0
110	K2561-43170	PEDAL BRAKE	1				0	0
120	75599-51440	PIN CLEVIS	1				0	0
130	75599-53173	PIN COTTER	1				0.002	0.0044
140	75599-32014	WASHER PLAIN	1				0	0
150	K2563-43210	PEDAL PARKING	1				0	0
160	K2561-43230	SPRING PARKING	1				0	0

DIFFERENTIAL LOCK PEDAL



K2561-046-11

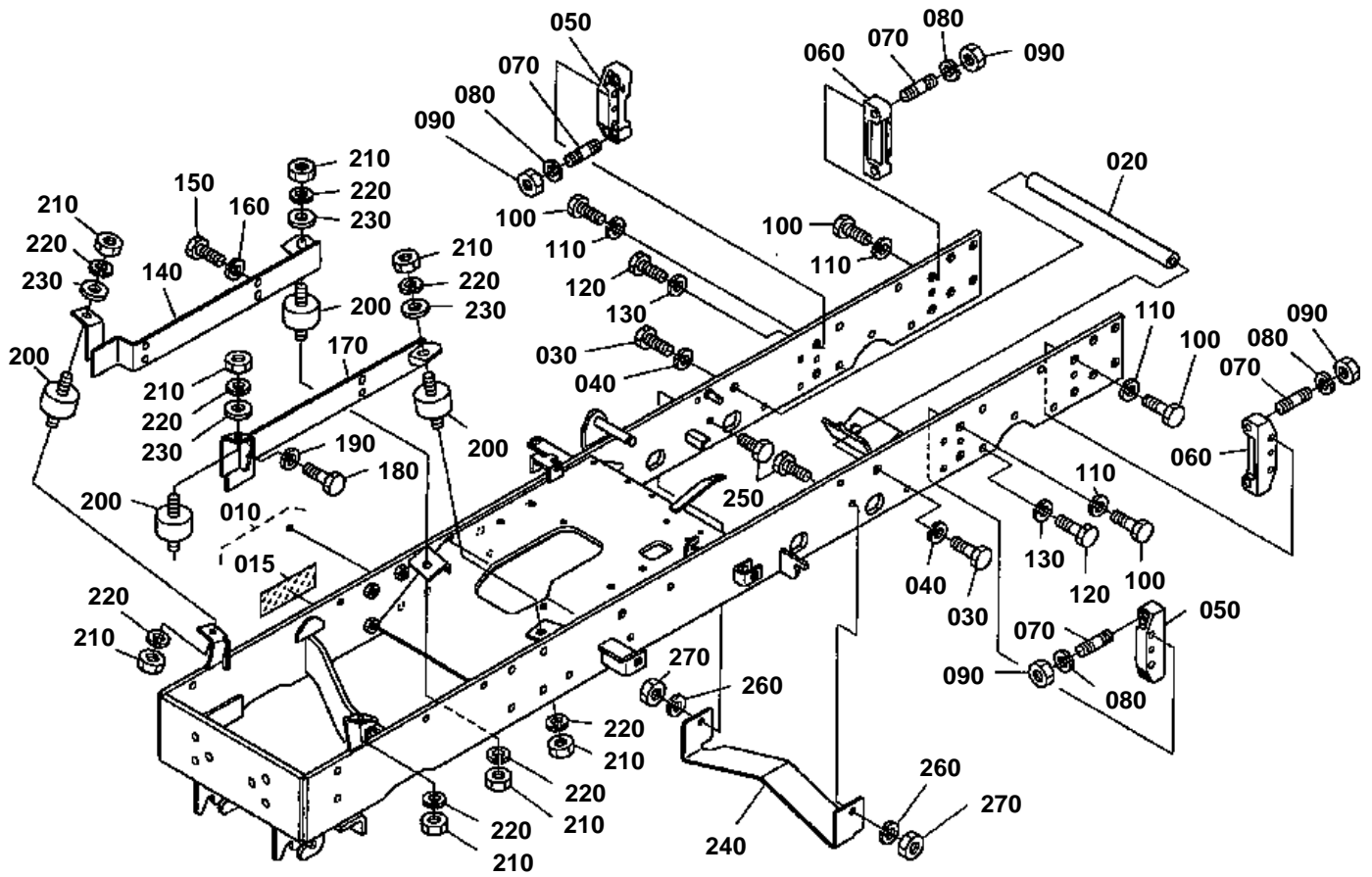


DIFFERENTIAL LOCK PEDAL

↔ Interchangeable; ≠ not interchangeable; ← new for old; → old for new

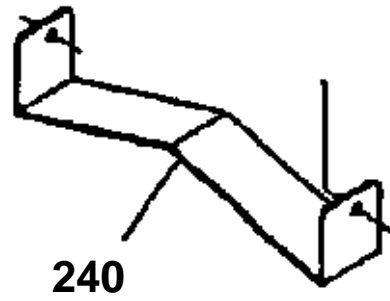
REF.No	Part No.	Description	Q'ty	S.No.	I/C	REMARKS	Weight (kgf)	Weight (lb)
010	K2561-45510	PEDAL DIFF.LOCK	1				0	0
020	K2561-45540	COVER DIFF.LOCK PDL	1				0	0
030	K2561-45520	SPRING DIFF.LOCK PDL	1				0	0
040	K2561-45530	ROD DIFF.LOCK	1				0	0
050	K1211-91120	RUE RING COTTER	2				0.001	0.0022

FRONT AXLE FRAME



K2561-048-11

240 K2561-2121-0



K2561-808-10

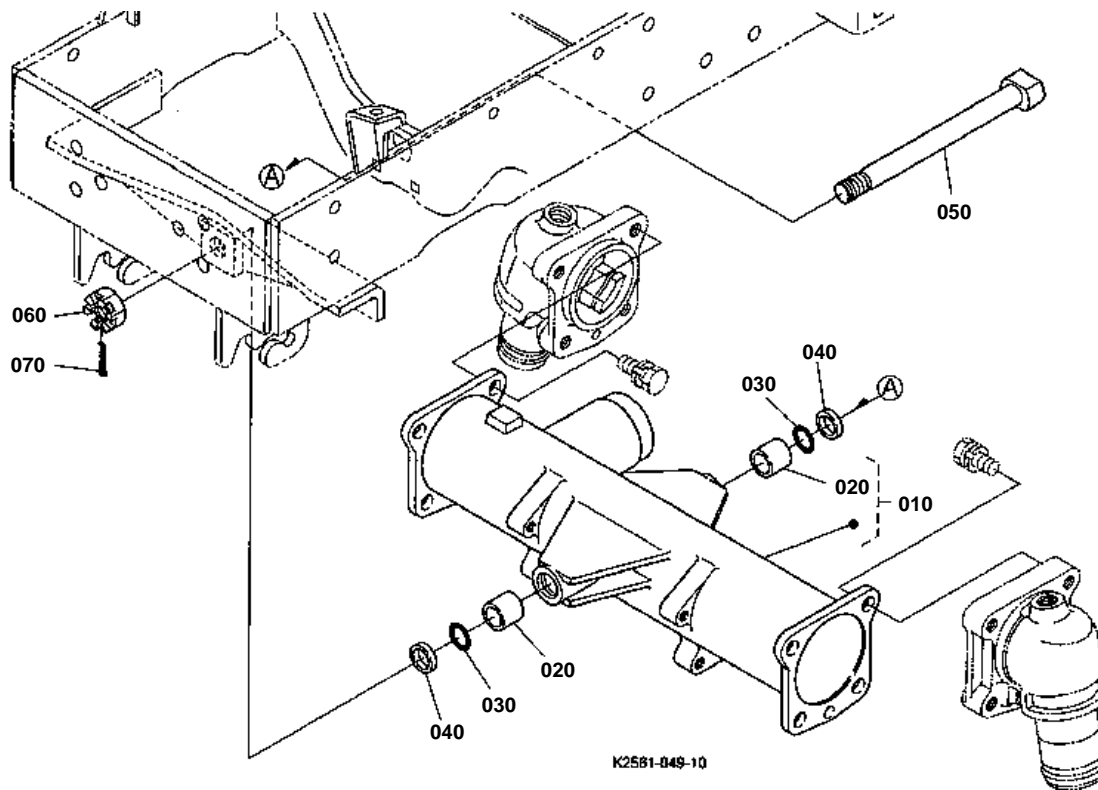


FRONT AXLE FRAME

↔ Interchangeable; ≠ not interchangeable; ← new for old; → old for new

REF.No	Part No.	Description	Q'ty	S.No.	I/C	REMARKS	Weight (kgf)	Weight (lb)
010	K2561-92110	KIT FRAME COMP	1			ENGLISH	0	0
010	K2567-92110	KIT FRAME COMP	1			FRENCH	0	0
015	K2561-65410	LABEL START DANGER	1			E.NOT SALE ORDER BY FIG.No.S101-170	0	0
015	K2567-65410	LABEL START DANGER	1			F.NOT SALE ORDER BY FIG.No.S101-170	0	0
020	K2561-21030	ROD TIE	1				0	0
030	01073-51440	HEX.BOLT	2				0.069	0.1518
040	75599-33016	WASHER SPRING LOCK	2				0.08	0.176
050	K2561-21520	BRACKET FRONT	2				0	0
060	K2561-21530	BRACKET REAR	2				0	0
070	01555-51245	STUD	8				0	0
080	04512-60120	WASHER SPRING	8				0.005	0.011
090	02174-50120	NUT	8				0.01	0.022
100	01073-51430	HEX.BOLT	8				0.058	0.1276
110	75599-33016	WASHER SPRING LOCK	8				0.08	0.176
120	01053-51240	BOLT	10				0.05	0.11
130	04512-60120	WASHER SPRING LOCK	10				0.005	0.011
140	K2561-22120	SUPPORT ENGINE RH	1				0	0
150	01073-51025	HEX.BOLT	4				0.025	0.055
160	04512-60100	WASHER SPRING LOCK	4				0.002	0.0044
170	K2561-22110	SUPPORT ENGINE LH	1				0	0
180	01073-51025	HEX.BOLT	4				0.025	0.055
190	04512-60100	WASHER SPRING LOCK	4				0.002	0.0044
200	K2561-22130	CUSHION	4				0	0
210	75599-31013	HEX.NUT	8				0	0
220	75599-33013	WASHER SPRING LOCK	8				0	0
230	75599-32013	WASHER PLAIN	4				0.03	0.066
240	K2561-21210	COVER HST FAN	1	<=66475			0	0
240	K2561-21212	COVER HST FAN	1	>=66476	←		0	0
250	01073-51030	BOLT	2				0.028	0.0616
260	04512-60100	WASHER SPRING	2				0.002	0.0044
270	02018-50100	NUT	2				0.011	0.0242

FRONT DIFFERENTIAL CASE



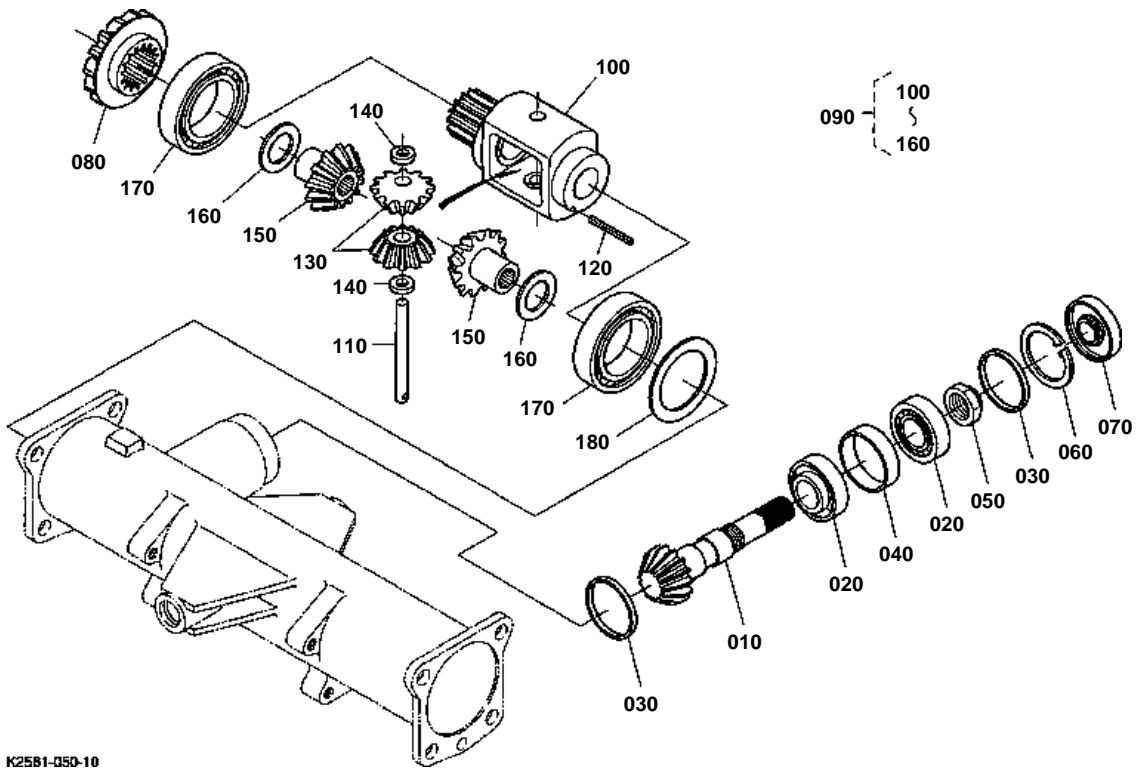


FRONT DIFFERENTIAL CASE

↔ Interchangeable; ≠ not interchangeable; ← new for old; → old for new

REF.No	Part No.	Description	Q'ty	S.No.	I/C	REMARKS	Weight (kgf)	Weight (lb)
010	K2561-90200	ASSY CASE FRONT	1				9.9	21.78
020	08511-02025	BUSH	2				0.02	0.044
030	67817-37190	O RING	2				0.001	0.0022
040	K2561-15250	RING BACK UP	2				0.001	0.0022
050	K2561-15133	SHAFT CENTER	1				0.66	1.452
060	K2561-15190	NUT	1				0	0
070	75599-53174	PIN COTTER	1				0	0

FRONT DIFFERENTIAL



K2581-350-10

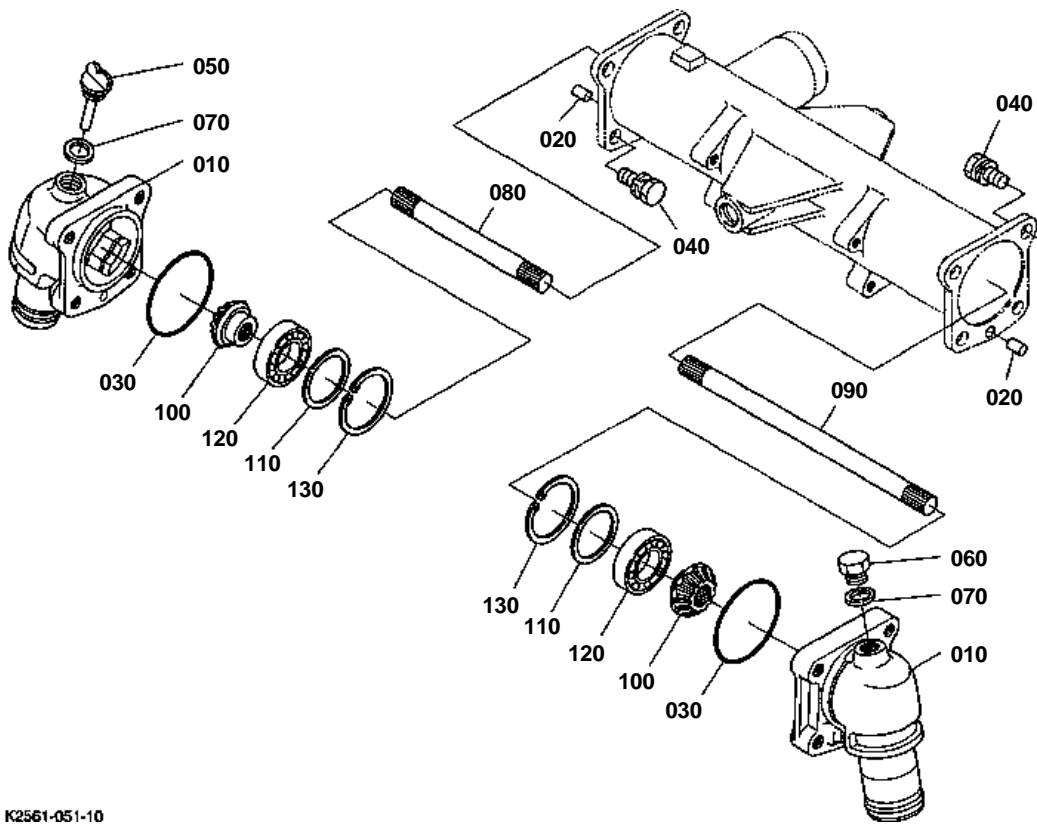


FRONT DIFFERENTIAL

↔ Interchangeable; ≠ not interchangeable; ← new for old; → old for new

REF.No	Part No.	Description	Q'ty	S.No.	I/C	REMARKS	Weight (kgf)	Weight (lb)
010	K2561-15710	SHAFT GEAR	1	←=53494		11T	0.49	1.078
010	K2561-15712	SHAFT GEAR	1	>=53495	←	11T	0	0
020	08711-30205	BEARING TAPER-ROLLER	2				0.148	0.3256
030	6C040-56620	COLLAR	2			4.5mm	0.01	0.022
030	37410-58120	COLLAR	2			4.0mm	0.01	0.022
030	37410-58130	COLLAR	2			4.1mm	0.01	0.022
030	37410-58140	COLLAR	2			4.2mm	0.01	0.022
030	6C040-56630	COLLAR	2			3.9mm	0.009	0.0198
030	37410-58150	COLLAR	2			3.8mm	0.01	0.022
030	37410-58160	COLLAR	2			3.4mm	0.01	0.022
030	37410-56660	COLLAR	2			4.6mm	0.011	0.0242
030	37410-58170	COLLAR	2			3.6mm	0.01	0.022
030	37410-56680	COLLAR	2			4.4mm	0.015	0.033
040	37410-56690	COLLAR	1				0.04	0.088
050	37410-56710	NUT	1				0.03	0.066
060	04611-00520	CIR CLIP INTERNAL	1				0.009	0.0198
070	59700-45520	SEAL OIL	1				0.023	0.0506
080	K2561-15910	GEAR BEVEL	1			20T	0.37	0.814
090	K2561-16010	ASSY DIFF. FRONT	1				1.29	2.838
100	K2561-16020	CASE DIFF.FRONT	1				0.94	2.068
110	K2561-16120	SHAFT DIFF.PINION	1				0.045	0.099
120	05411-00440	PIN SPRING	1				0.002	0.0044
130	K2561-16130	GEAR BEVEL	2			10T	0.05	0.11
140	K2561-16050	SHIM	2			3.5mm	0.006	0.0132
140	K2561-16060	SHIM	2			3.3mm	0.005	0.011
140	K2561-16070	SHIM	2			3.7mm	0.006	0.0132
140	K2561-16080	SHIM	2			3.9mm	0.006	0.0132
150	K2561-16140	GEAR BEVEL	2			14T	0.11	0.242
160	37410-56930	SHIM	2			1.0mm	0.005	0.011
160	37410-56920	SHIM	2			0.8mm	0.005	0.011
160	37410-56940	SHIM	2			1.2mm	0.01	0.022
170	08101-06010	BEARING BALL	2				0.262	0.5764
180	66611-15150	SHIM DIFF.SIDE	1				0.002	0.0044

DIFFERENTIAL GEAR SHAFT



K2561-051-10

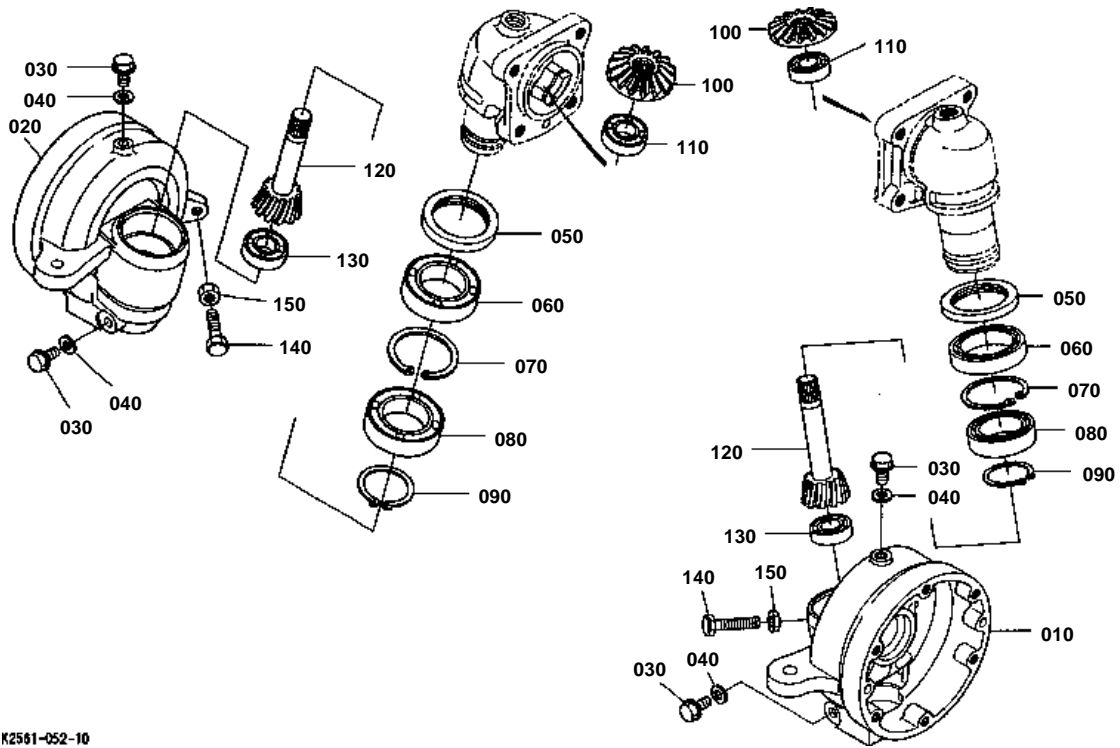


DIFFERENTIAL GEAR SHAFT

↔ Interchangeable; ≠ not interchangeable; ← new for old; → old for new

REF.No	Part No.	Description	Q'ty	S.No.	I/C	REMARKS	Weight (kgf)	Weight (lb)
010	K2561-15220	CASE BEVEL GEAR	2	<=66475			2.72	5.984
010	K2561-15222	CASE BEVEL GEAR	2	>=66476	←		2.72	5.984
020	05012-01020	PIN STRAIGHT	2				0.02	0.044
030	04811-50850	O RING	2				0.003	0.0066
040	01133-51230	BOLT	8				0.04	0.088
050	K2561-15240	GAUGE OIL	1				0.011	0.0242
060	06331-45020	PLUG	1				0.08	0.176
070	04717-02000	WASHER WITH RUBBER	2				0.004	0.0088
080	K2561-16220	SHAFT YOKE RH	1				0.42	0.924
090	K2561-16210	SHAFT YOKE LH	1				0.7	1.54
100	K2561-16230	GEAR BEVEL F	2			12T	0.2	0.44
110	6C040-57130	SHIM	2			1.0mm	0.008	0.0176
110	6C040-57140	SHIM	2			0.8mm	0.006	0.0132
110	6C040-57150	SHIM	2			1.2mm	0.009	0.0198
110	6C040-57160	SHIM	2			1.4mm	0.011	0.0242
120	08101-06206	BEARING BALL	2				0.196	0.4312
130	04611-00620	CIR CLIP INTERNAL	2				0.011	0.0242

FRONT AXLE CASE



K2561-052-10

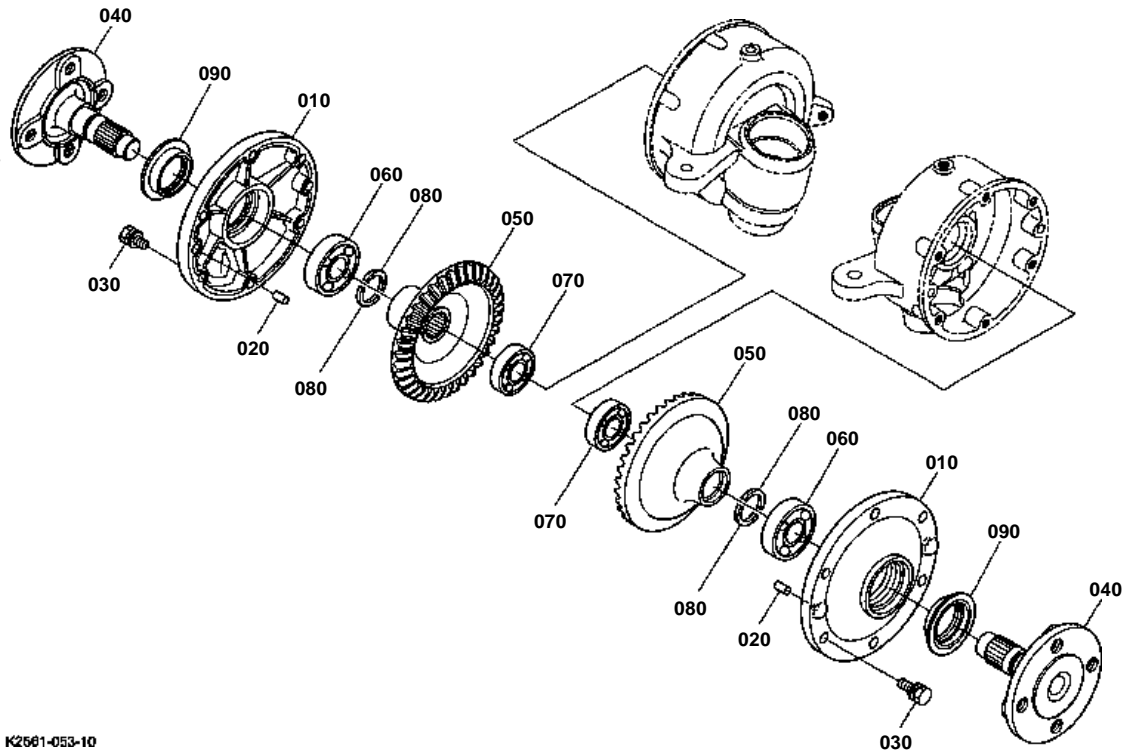


FRONT AXLE CASE

↔ Interchangeable; ≠ not interchangeable; ← new for old; → old for new

REF.No	Part No.	Description	Q'ty	S.No.	I/C	REMARKS	Weight (kgf)	Weight (lb)
010	K2561-15410	CASE FRONT GEAR LH	1	<=50838			0	0
010	K2561-15412	CASE GEAR RH	1	>=50839	←		4.84	10.648
020	K2561-15420	CASE FRONT GEAR RH	1				4.66	10.252
030	01774-51010	BOLT FLANGE	4				0.08	0.176
040	04717-01000	WASHER WITH RUBBER	4				0.001	0.0022
050	6A320-56220	SEAL OIL	2				0.06	0.132
060	08101-06910	BEARING BALL	2				0.14	0.308
070	04611-00680	CIR CLIP INTERNAL	2				0.016	0.0352
080	08101-06909	BEARING BALL	2				0.135	0.297
090	04612-00450	CIR CLIP EXTERNAL	2				0.007	0.0154
100	K2561-16280	GEAR BEVEL F	2			15T	0.21	0.462
110	08101-06204	BEARING BALL	2				0.102	0.2244
120	K2561-16310	SHAFT BEVEL GEAR	2			9T	0.5	1.1
130	08101-06304	BEARING BALL	2				0.146	0.3212
140	66711-13320	BOLT ADJUSTING	2				0.028	0.0616
150	02118-50100	NUT	2				0.005	0.011

FRONT AXLE



K2561-053-10

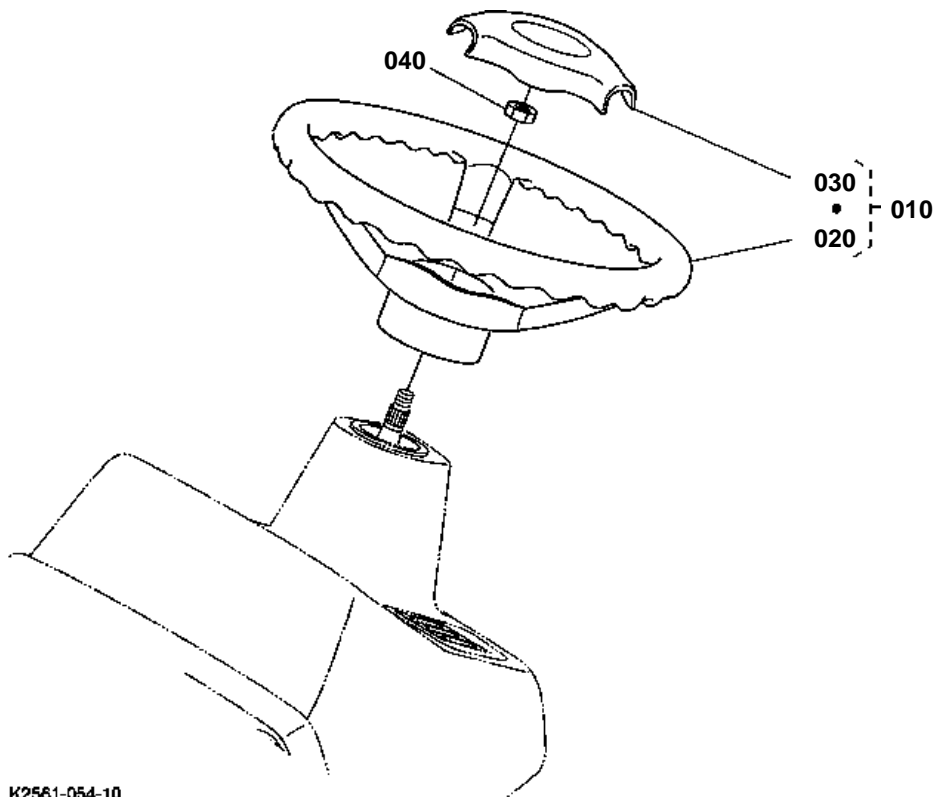


FRONT AXLE

↔ Interchangeable; ≠ not interchangeable; ← new for old; → old for new

REF.No	Part No.	Description	Q'ty	S.No.	I/C	REMARKS	Weight (kgf)	Weight (lb)
010	K2561-15480	COVER GEAR CASE	2				0.52	1.144
020	05012-00820	PIN STRAIGHT	4				0.008	0.0176
030	01133-51030	BOLT	12				0.025	0.055
040	K2561-16410	SHAFT FRONT AXLE	2				1.62	3.564
050	K2561-16320	GEAR BEVEL	2			36T	2.16	4.752
060	08101-06206	BEARING BALL	2				0.196	0.4312
070	08101-06205	BEARING BALL	2				0.14	0.308
080	67156-56820	COLLAR SET	4				0.004	0.0088
090	37410-57340	SEAL OIL	2				0	0

STEERING HANDLE



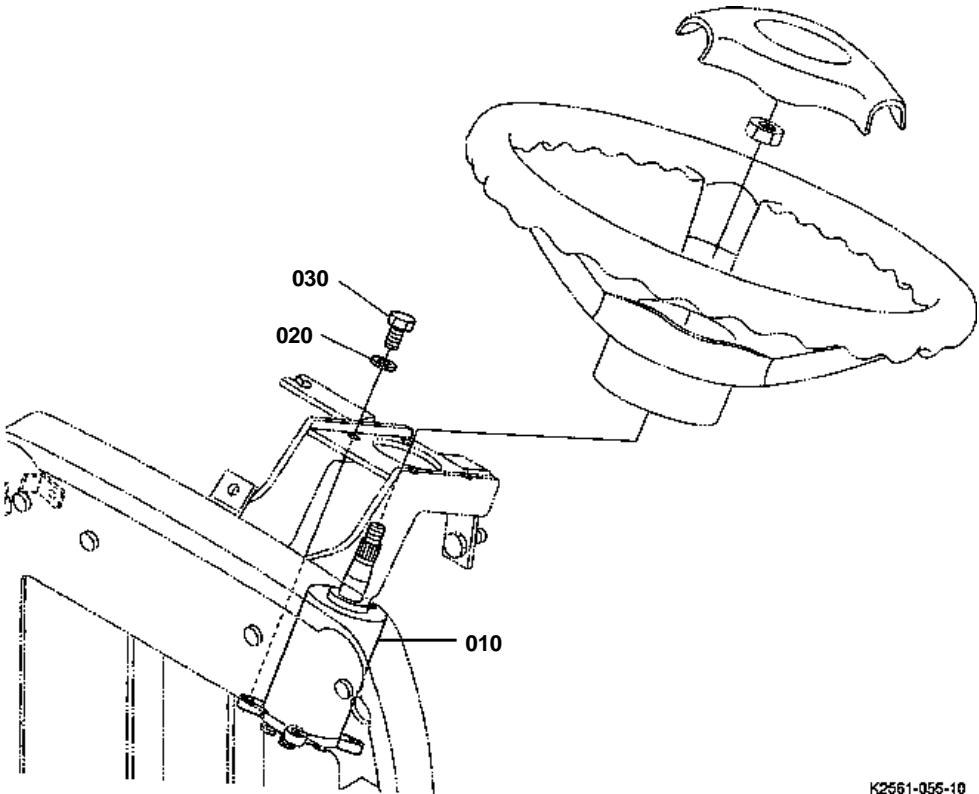
K2561-054-10



STEERING HANDLE

↔ Interchangeable; ≠ not interchangeable; ← new for old; → old for new

REF.No	Part No.	Description	Q'ty	S.No.	I/C	REMARKS	Weight (kgf)	Weight (lb)
010	K2561-41110	ASSY STEERING WHEEL	1			NOT SALE	0	0
020	K2561-41120	WHEEL STEERING	1				0	0
030	K2561-41130	CAP STEERING WHEEL	1				0	0
040	75599-31047	HEX.JUM NUT	1				0	0



K2561-055-10

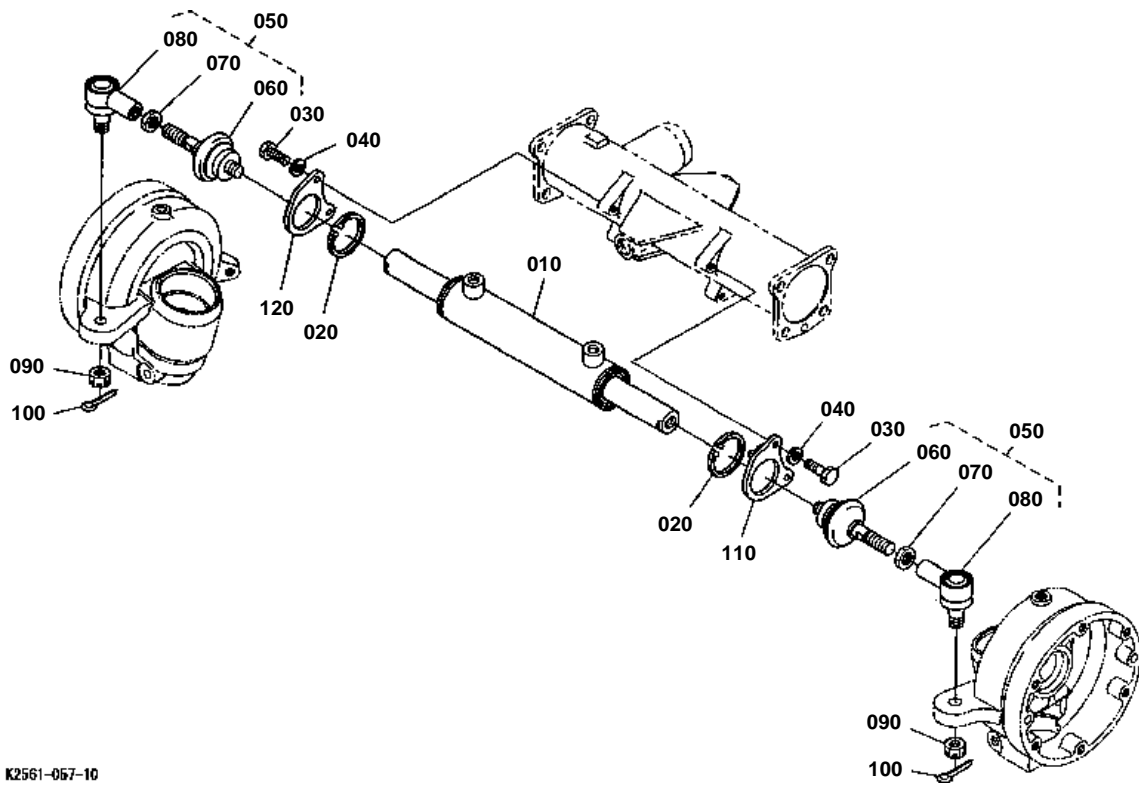


STEERING CONTROLLER

↔ Interchangeable; ≠ not interchangeable; ← new for old; → old for new

REF.No	Part No.	Description	Q'ty	S.No.	I/C	REMARKS	Weight (kgf)	Weight (lb)
010	K2561-41510	UNIT STEERING	1				0	0
020	01053-50820	HEX.BOLT	4				0.012	0.0264
030	75599-33012	WASHER SPRING LOCK	4				0.002	0.0044

STEERING LINKAGE



K2561-057-10

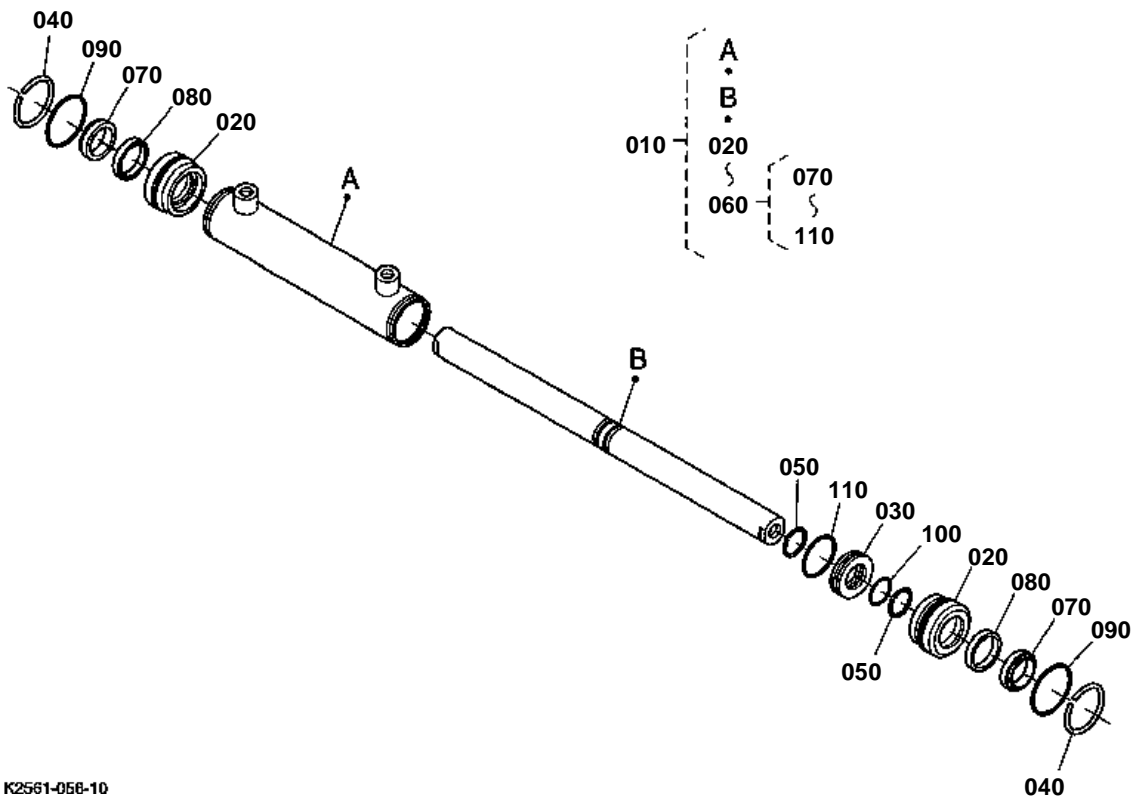


STEERING LINKAGE

↔ Interchangeable; ≠ not interchangeable; ← new for old; → old for new

REF.No	Part No.	Description	Q'ty	S.No.	I/C	REMARKS	Weight (kgf)	Weight (lb)
010	K2561-16500	COMP CYLINDER PS	1			REFER TO L.No.F05-L FOR COMPONENTS.	0	0
020	04612-00500	CIR-CRIP EXTERNAL	2				0.009	0.0198
030	01073-51025	HEX.BOLT	4				0.025	0.055
040	04512-60100	WASHER SPRING LOCK	4				0.002	0.0044
050	K2561-16610	TIE ROD STEERING	2				0	0
060	K2561-01630	JOINT AXIAL BALL	2				0.313	0.6886
070	K2561-01640	HEX.NUT	2				0.018	0.0396
080	K2561-01650	JOINT BALL DIRECTION	2				0.255	0.561
090	66591-56780	NUT	2				0.01	0.022
100	05511-52525	PIN COTTER	2				0.001	0.0022
110	K2561-16620	HOLDER LH	1				0	0
120	K2561-16630	HOLDER RH	1				0	0

STEERING CYLINDER [COMPONENT PARTS]



K2561-056-10

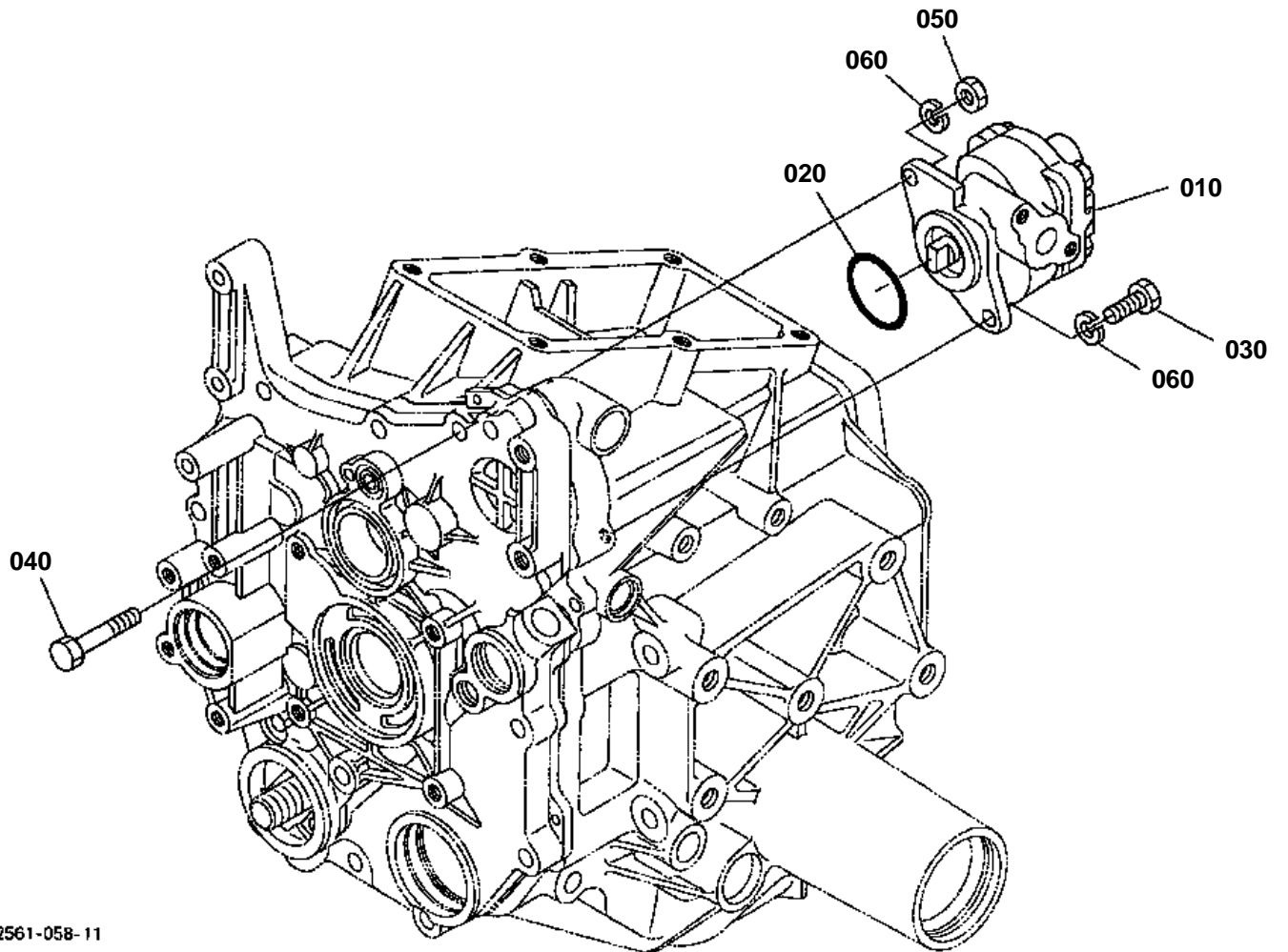


STEERING CYLINDER [COMPONENT PARTS]

↔ Interchangeable; ≠ not interchangeable; ← new for old; → old for new

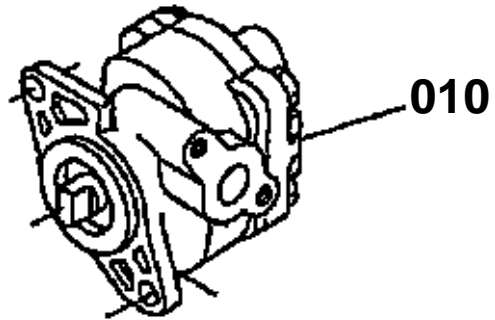
REF.No	Part No.	Description	Q'ty	S.No.	I/C	REMARKS	Weight (kgf)	Weight (lb)
010	K2561-16500	COMP CYLINDER PS	1				0	0
020	K2561-16510	CAP END	2				0	0
030	K2561-16520	PISTON CENTER	1				0	0
040	K2561-16530	CIR CLIP INTERNAL	2				0	0
050	K2561-16540	CIRCLIP EXTERNAL	2				0	0
060	K2561-16600	SEAL KIT	1				0	0
070	K2561-16550	RING WIPER	2				0	0
080	K2561-16560	RING SEAL	2				0	0
090	K2561-16570	O-RING CAP	2				0	0
100	K2561-16580	O-RING ROD	1				0	0
110	K2561-16590	O-RING PISTON	1				0	0

HYDRAULIC PUMP



K2561-058-11

010 6C040-3630-0



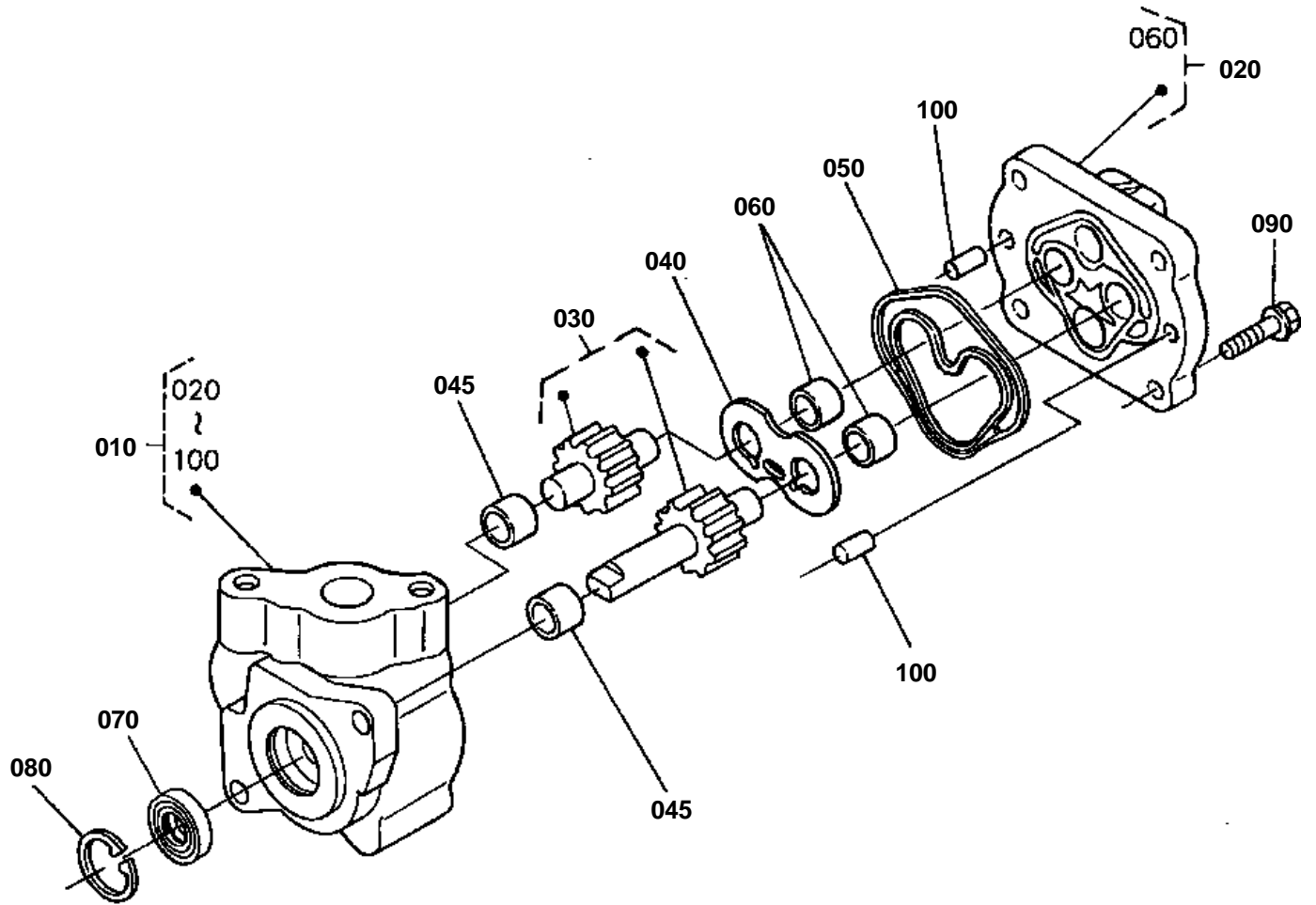
K2561-811-10

**HYDRAULIC PUMP**

↔ Interchangeable; ≠ not interchangeable; ← new for old; → old for new

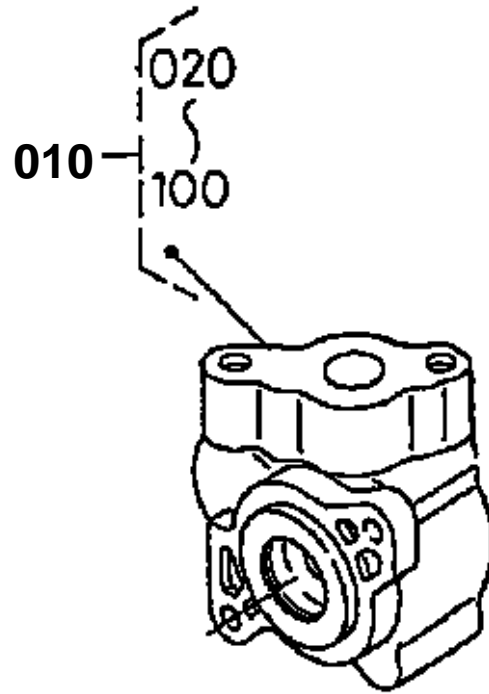
REF.No	Part No.	Description	Q'ty	S.No.	I/C	REMARKS	Weight (kgf)	Weight (lb)
010	6C040-36300	ASSY PUMP HYDRAULIC	1	<=59658		REFER TO L.No.F06-L FOR COMPONENTS.	0	0
010	6C040-36306	ASSY PUMP HYDRAULIC	1	>=59659	←	REFER TO L.No.F06-L FOR COMPONENTS.	1.28	2.816
020	04811-10460	O RING	1				0.002	0.0044
030	01053-50825	BOLT	1				0.014	0.0308
040	01053-50875	BOLT	1				0.03	0.066
050	02054-50080	NUT	1				0.005	0.011
060	75599-33012	WASHER SPRING	2				0.002	0.0044

HYDRAULIC PUMP [COMPONENT PARTS]



16216-002-13

010 6C040-3630-0



K2561-812-10

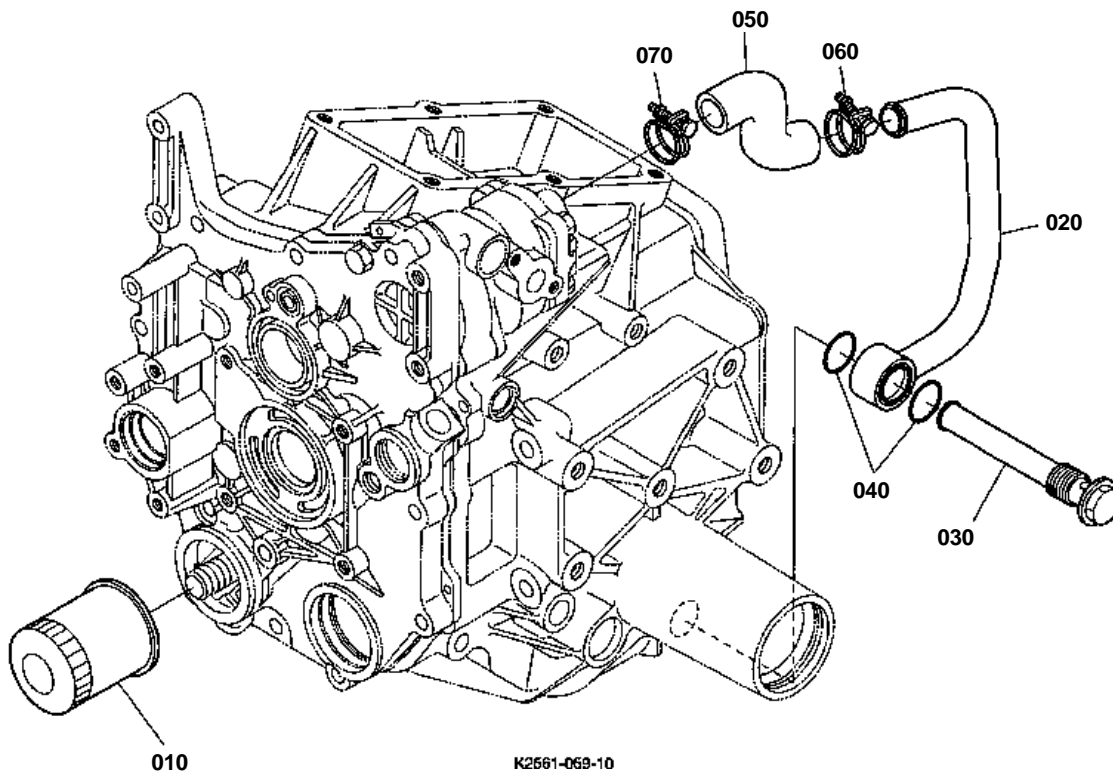


HYDRAULIC PUMP [COMPONENT PARTS]

↔ Interchangeable; ≠ not interchangeable; ← new for old; → old for new

REF.No	Part No.	Description	Q'ty	S.No.	I/C	REMARKS	Weight (kgf)	Weight (lb)
010	6C040-36300	ASSY PUMP HYDRAULIC	1	≤59658			0	0
010	6C040-36306	ASSY PUMP HYDRAULIC	1	≥59659	←		1.28	2.816
020	6A100-37502	COMP.COVER	1				0.26	0.572
030	6C040-36392	COMP.GEAR HYD.PUMP	1				0.309	0.6798
040	6C040-36352	PLATE SIDE	1	≤59658			0.023	0.0506
040	6C140-36350	PLATE SIDE	1	≥59659	←		0.05	0.11
045	6A100-37230	BUSH	2				0.005	0.011
050	6C040-36342	RING DOUBLE	1				0.003	0.0066
060	6A100-37230	BUSH	2				0.005	0.011
070	31381-76390	SEAL OIL	1				0.01	0.022
080	04611-00300	CIR CLIP INTERNAL	1				0.004	0.0088
090	01754-51030	BOLT FLANGE	4				0.03	0.066
100	05012-00814	PIN STRAIGHT	2				0.006	0.0132

HYDRAULIC OIL LINE(SUCTION)

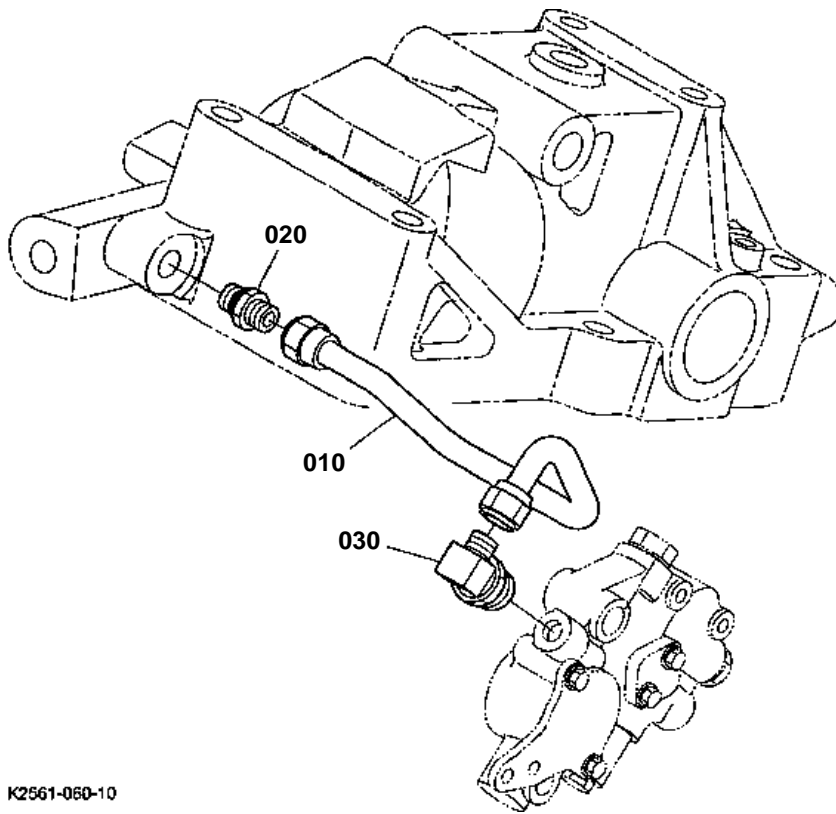




HYDRAULIC OIL LINE(SUCTION)

↔ Interchangeable; ≠ not interchangeable; ← new for old; → old for new

REF.No	Part No.	Description	Q'ty	S.No.	I/C	REMARKS	Weight (kgf)	Weight (lb)
010	K2561-36990	CARTRIDGE OIL FILTER	1				0.35	0.77
020	K2561-36512	PIPE SUCTION	1				0.35	0.77
030	66021-36390	FILTER OIL	1				0.185	0.407
040	04811-10300	O RING	2				0.001	0.0022
050	K2561-36530	HOSE SUCTION	1				0	0
060	67980-58640	CLAMP HOSE	1				0.02	0.044
070	67955-58630	CLAMP HOSE	1				0.025	0.055



K2561-060-10

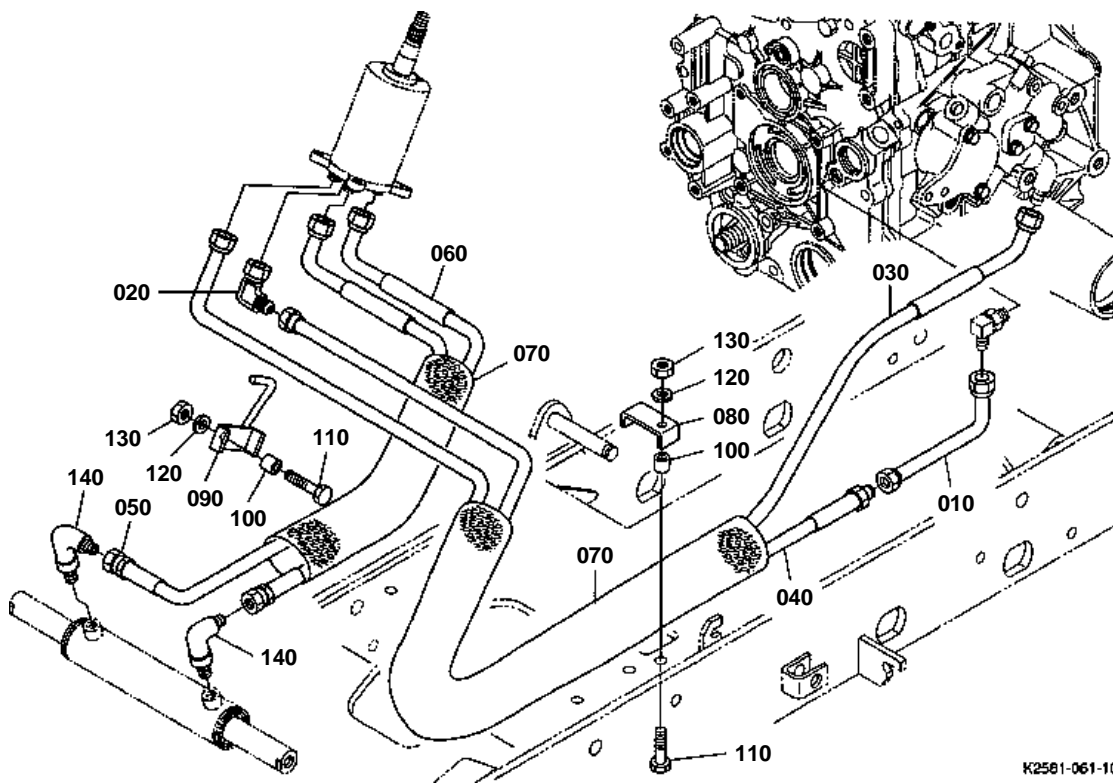


HYDRAULIC OIL LINE(DELIVERY)

↔ Interchangeable; ≠ not interchangeable; ← new for old; → old for new

REF.No	Part No.	Description	Q'ty	S.No.	I/C	REMARKS	Weight (kgf)	Weight (lb)
010	K2561-36610	PIPE DELIVERY 3P	1				0	0
020	K2561-36620	CONNECTOR	1				0	0
030	K2561-36630	CONNECTOR	1				0.06	0.132

HYDRAULIC OIL LINE(STEERING)



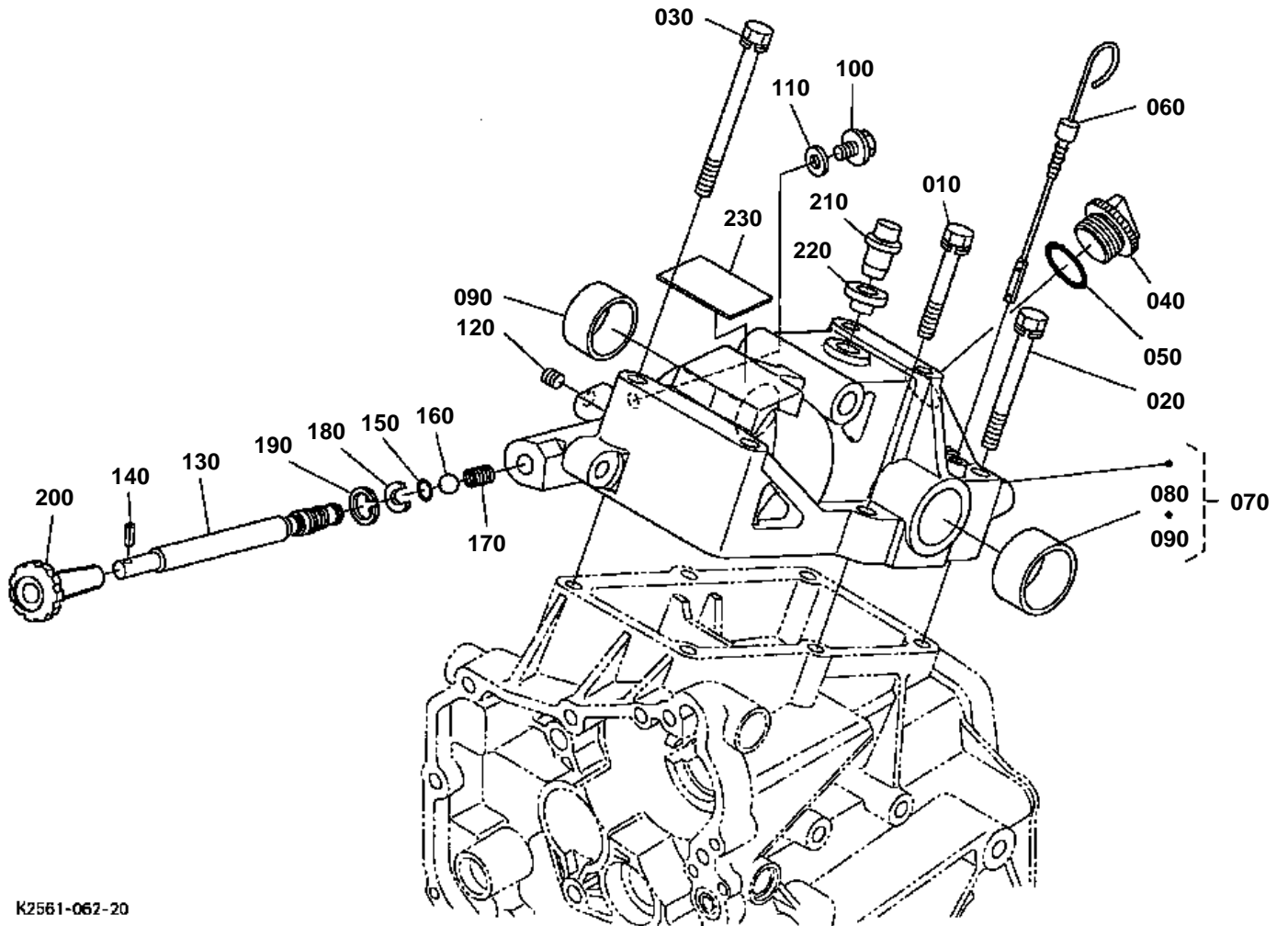


HYDRAULIC OIL LINE(STEERING)

↔ Interchangeable; ≠ not interchangeable; ← new for old; → old for new

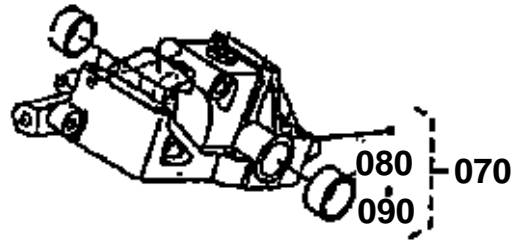
REF.No	Part No.	Description	Q'ty	S.No.	I/C	REMARKS	Weight (kgf)	Weight (lb)
010	K2561-41520	PIPE STEERING UNIT	1				0	0
020	K2561-41590	ELBOW	1				0	0
030	K2561-41530	HOSE IN STEERING	1				0	0
040	K2561-41540	HOSE OUT STEERING	1				0	0
050	K2561-41610	HOSE PS LH	1				0	0
060	K2561-41620	HOSE PS RH	1				0	0
070	K2561-41630	SLEEVE HOSE	2				0.06	0.132
080	K2561-41650	CLAMP HOSE	1				0	0
090	K2561-41660	CLAMP HOSE F	1				0	0
100	K2561-41670	COLLAR HOSE CLAMP	2				0	0
110	01053-50840	BOLT	2				0.018	0.0396
120	75599-33012	WASHER SPRING LOCK	2				0.002	0.0044
130	02054-50080	HEX.NUT	2				0.005	0.011
140	K2561-41580	ELBOW	2				0	0

HYDRAULIC CYLINDER



K2561-062-20

070 K2561-3601-0



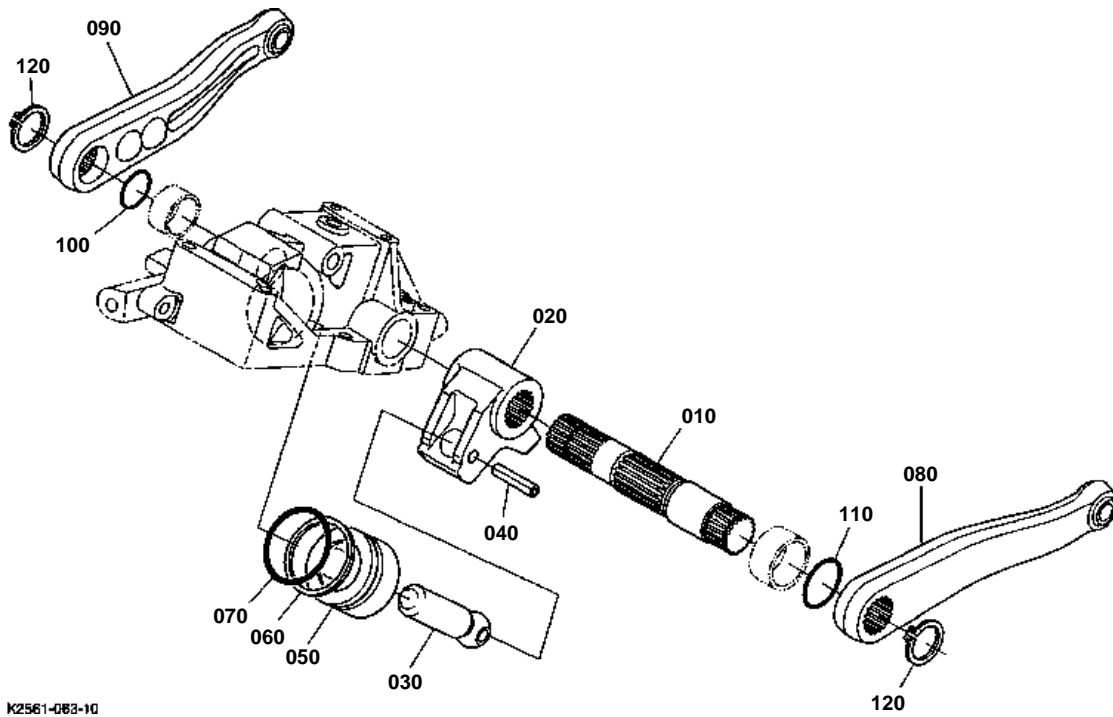
K2561-806-10



HYDRAULIC CYLINDER

↔ Interchangeable; ≠ not interchangeable; ← new for old; → old for new

REF.No	Part No.	Description	Q'ty	S.No.	I/C	REMARKS	Weight (kgf)	Weight (lb)
010	01123-51055	BOLT	2				0.038	0.0836
020	01123-51070	BOLT	2				0.05	0.11
030	01123-51095	BOLT	2				0	0
040	38240-21410	PLUG	1				0.015	0.033
050	04811-50300	O RING	1				0.001	0.0022
060	K2561-36340	GAUGE OIL	1				0.015	0.033
070	K2561-36010	ASSY CASE CYLINDER	1	<=61978			0	0
070	K2561-36012	ASSY CASE CYLINDER	1	>=61979	←		9.2	20.24
080	K2561-36030	BUSH	1				0.03	0.066
090	K2561-36040	BUSH	1				0.024	0.0528
100	37150-36730	PLUG	1				0.03	0.066
110	37150-36720	GASKET	1				0.01	0.022
120	31351-37160	PLUG	1				0.003	0.0066
130	K2561-36240	SHAFT HYD.ADJUST	1				0.16	0.352
140	05411-00414	PIN SPRING	1				0.001	0.0022
150	04810-00100	O RING	1				0.001	0.0022
160	07715-03209	BALL	1				0.002	0.0044
170	6A320-37440	SPRING	1				0.001	0.0022
180	6A320-37410	STOPPER	1				0.002	0.0044
190	04611-00190	CIR CLIP INTERNAL	1				0.001	0.0022
200	K2561-36310	GRIP	1				0	0
210	K2561-36330	BREATHER	1				0	0
220	K2561-36350	BUSHING	1				0	0
230	K2561-54790	CUSHION TANK UNDER	1				0	0



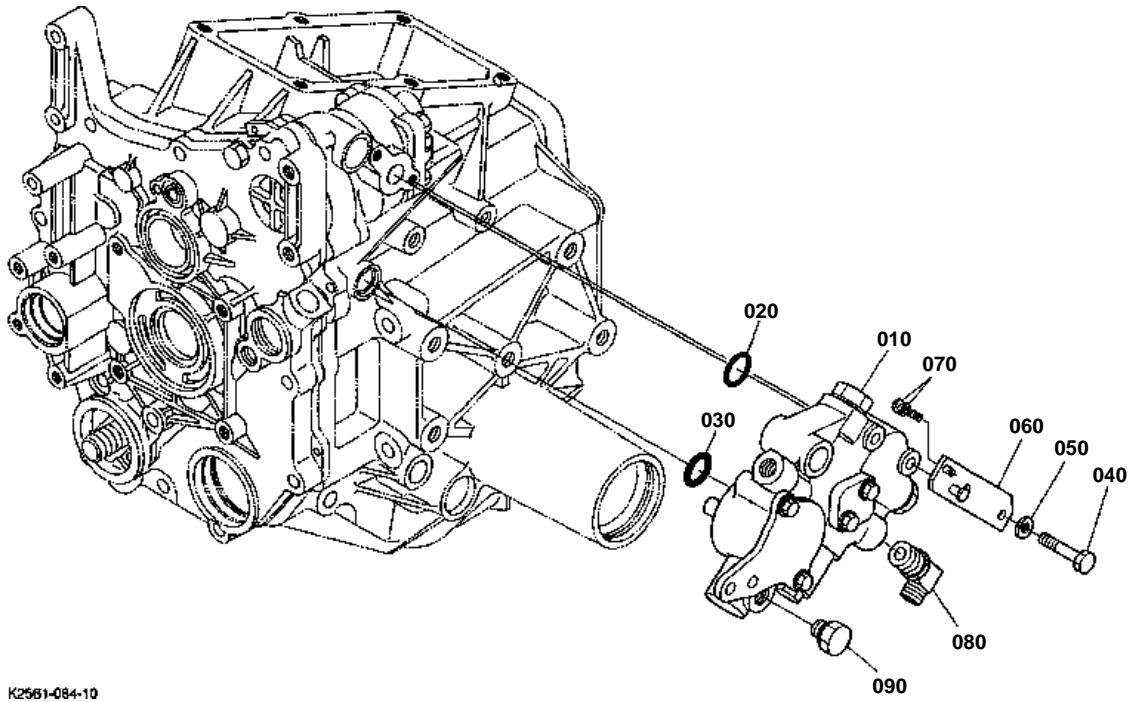
K2561-083-10



HYDRAULIC PISTON/LIFT ARM

↔ Interchangeable; ≠ not interchangeable; ← new for old; → old for new

REF.No	Part No.	Description	Q'ty	S.No.	I/C	REMARKS	Weight (kgf)	Weight (lb)
010	K2561-36050	SHAFT HYD.ARM	1				1.37	3.014
020	K2561-36062	ARM HYDRAULIC	1				1.07	2.354
030	K2561-36122	ROD HYD.PISTON	1				0.27	0.594
040	05411-00640	PIN SPRING	1				0.006	0.0132
050	K2561-36110	PISTON HYD.	1				1.2	2.64
060	K2561-36140	RING BACK UP	1				0.005	0.011
070	04811-00700	O RING	1				0.008	0.0176
080	K2561-36072	ARM LIFT LH	1				1.66	3.652
090	K2561-36082	ARM LIFT RH	1				1.6	3.52
100	04811-00300	O RING	1				0.002	0.0044
110	04811-00320	O RING	1				0.002	0.0044
120	04612-00300	CIR CLIP EXTERNAL	2				0.003	0.0066



K2561-084-10

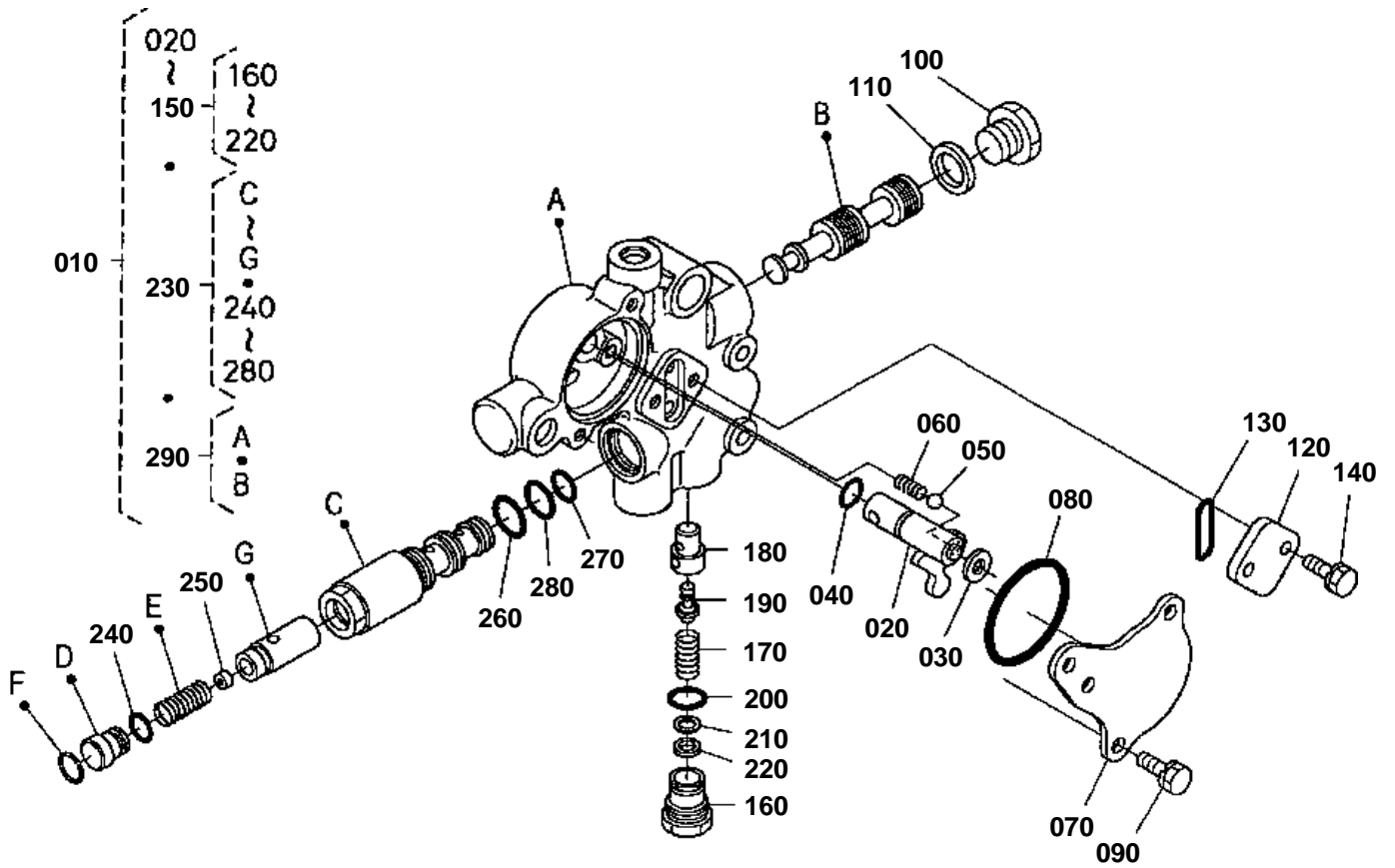


CONTROL VALVE

↔ Interchangeable; ≠ not interchangeable; ← new for old; → old for new

REF.No	Part No.	Description	Q'ty	S.No.	I/C	REMARKS	Weight (kgf)	Weight (lb)
010	K2561-36402	ASSY VALVE CONTROL	1			REFER TO L.No.F09-R FOR COMPONENTS.	3.14	6.908
020	04810-00180	O RING	1				0.001	0.0022
030	K2561-36560	O RING	1				0	0
040	01053-50860	HEX.BOLT	2				0.024	0.0528
050	75599-33012	WASHER SPRING LOCK	2				0.002	0.0044
060	K2561-42680	STAY SWITCH CLUTCH	1				0	0
070	K2561-42690	BOLT	2				0	0
080	K2561-36630	CONNECTOR	1				0.06	0.132
090	K2561-36640	PLUG	1				0	0

CONTROL VALVE [COMPONENT PARTS]



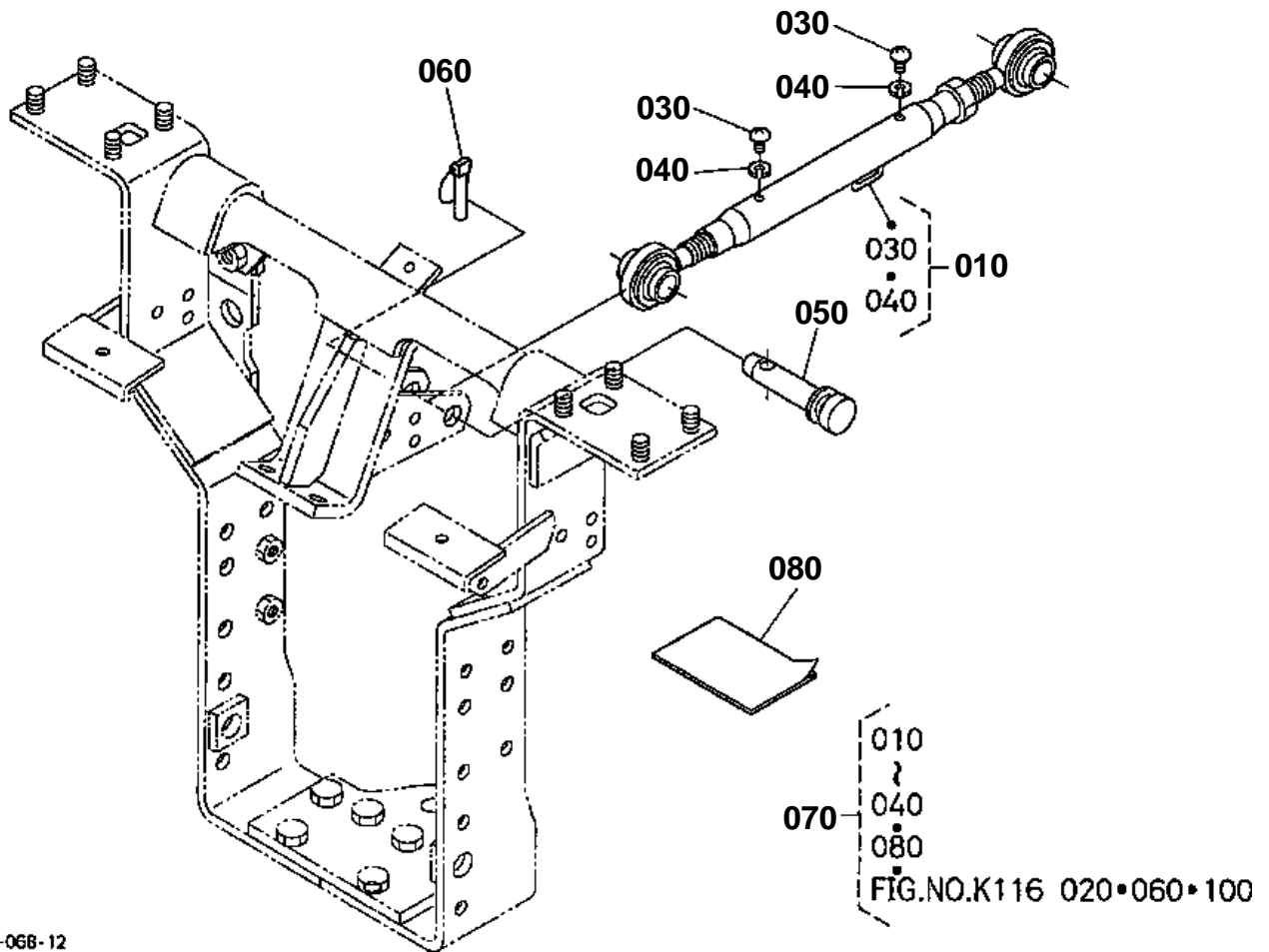
K2561-065-11

**CONTROL VALVE [COMPONENT PARTS]**

↔ Interchangeable; ≠ not interchangeable; ← new for old; → old for new

REF.No	Part No.	Description	Q'ty	S.No.	I/C	REMARKS	Weight (kgf)	Weight (lb)
010	K2561-36402	ASSY VALVE CONTROL	1				3.14	6.908
020	K2561-36440	ARM CONTROL VALVE	1				0.11	0.242
030	K2561-36450	WASHER THRUST	1				0.002	0.0044
040	04811-06110	O RING	1				0.001	0.0022
050	07715-00803	BALL	1				0.004	0.0088
060	67156-18150	SPRING SHIFT FORK	1				0.003	0.0066
070	K2561-36462	COVER	1				0.16	0.352
080	04811-06530	O RING	1				0.001	0.0022
090	01123-50820	BOLT	2				0.011	0.0242
100	06331-35020	PLUG	1				0.068	0.1496
110	04717-02000	WASHER WITH RUBBER	1				0.004	0.0088
120	6C040-36620	CAP	1				0.022	0.0484
130	37410-36630	O RING	1				0.001	0.0022
140	01123-50825	BOLT	2				0.013	0.0286
150	K2561-36700	ASSY VALVE RELIEF	1				0.06	0.132
160	31351-37910	PLUG	1				0.06	0.132
160	K2561-36710	PLUG	1		↔		0	0
170	31351-37920	SPRING RELIEF	1				0.02	0.044
180	31351-37930	SEAT RELIEF VALVE	1				0.02	0.044
190	31351-37940	POPPET	1				0.005	0.011
200	04811-10160	O RING	1				0.001	0.0022
210	31351-37950	SHIM	2			0.4mm	0.001	0.0022
210	31351-37960	SHIM	2			0.2mm	0.001	0.0022
210	31351-37970	SHIM	2			0.1mm	0.001	0.0022
220	04013-50050	WASHER PLAIN	2				0	0
230	K2561-36800	VALVE ASSY PRTY	1				0.24	0.528
240	04811-06100	O RING	1				0.001	0.0022
250	67810-38340	DAMPER	1				0.001	0.0022
260	04811-00220	O RING	1				0.001	0.0022
270	04810-00140	O RING	1				0.001	0.0022
280	04810-00160	O RING	1				0.001	0.0022
290	K2561-90300	ASSY SPOOL CONT.VAL.	1				0	0

TOP LINK



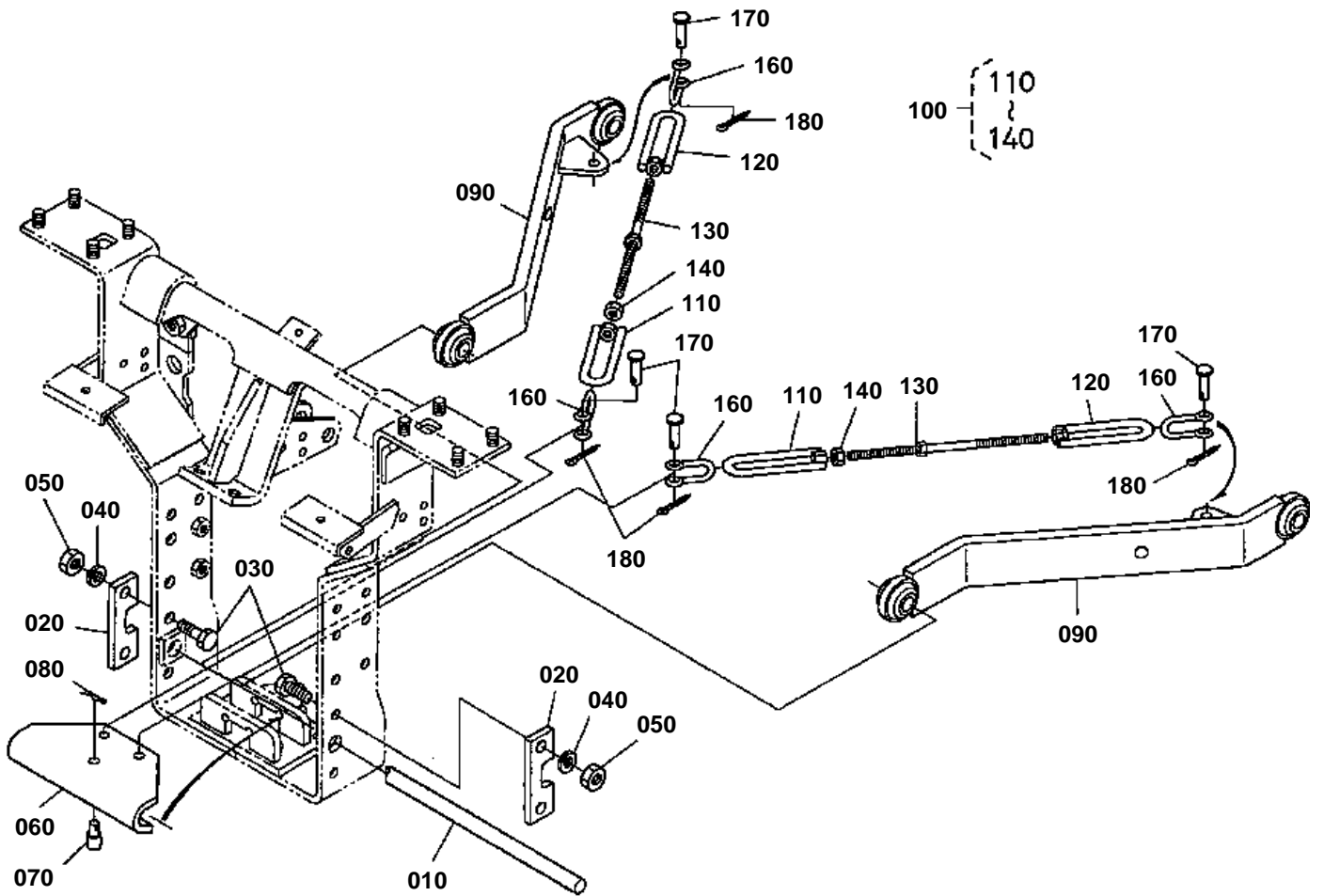
K2561-06B-12

**TOP LINK**

↔ Interchangeable; ≠ not interchangeable; ← new for old; → old for new

REF.No	Part No.	Description	Q'ty	S.No.	I/C	REMARKS	Weight (kgf)	Weight (lb)
010	K2561-38400	ASSY LINK TOP	1	<=52562			0	0
010	K2561-38402	ASSY LINK TOP	1	>=52563	←		0	0
020	99999-99999	BLANK	0				0	0
030	03014-50606	SCREW PAN-HEAD	2				0.027	0.0594
040	04512-60060	WASHER SPRING	2				0.001	0.0022
050	K2561-38480	PIN TOP LINK	1				0	0
060	K2561-38490	PIN LYNCH	1				0	0
070	K2561-93840	KIT SERVICE TOP LINK	1				0	0
080	K2561-93850	MANUAL	1				0	0

LOWER LINK



K2563-026-11

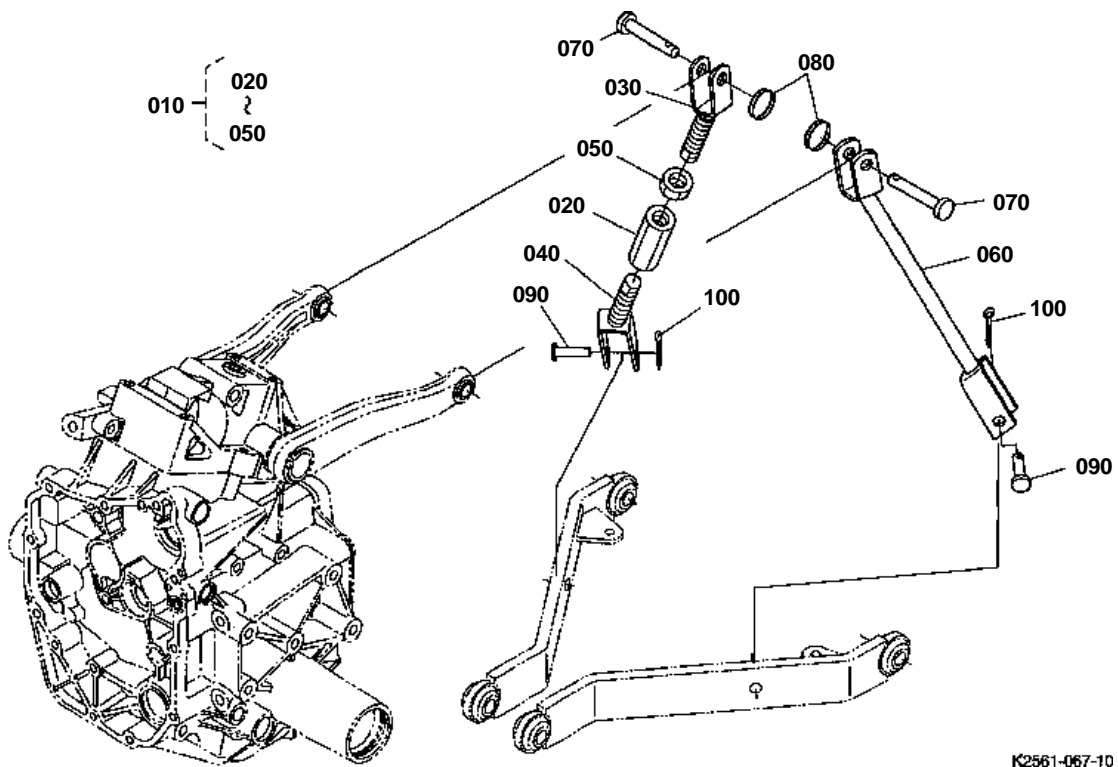


LOWER LINK

↔ Interchangeable; ≠ not interchangeable; ← new for old; → old for new

REF.No	Part No.	Description	Q'ty	S.No.	I/C	REMARKS	Weight (kgf)	Weight (lb)
010	K2561-38140	PIN LOWER LINK	1				0	0
020	K2561-38150	PLATE STOPPER	2				0	0
030	01053-51230	HEX.BOLT	4				0.04	0.088
040	04512-60120	WASHER SPRING LOCK	4				0.005	0.011
050	02054-50120	HEX.NUT	4				0.018	0.0396
060	K2561-38170	PLATE CHECK CHAIN	1				0	0
070	K2561-38180	PIN STOPPER	1				0	0
080	75599-56004	HAIRPIN COTTER	1				0	0
090	K2561-38210	LOWER LINK COMP	2				0	0
100	K2561-38300	CHECK CHAIN ASSY	2				0	0
110	K2561-38310	NUT CHECK CHAIN RH	2				0	0
120	K2561-38320	NUT CHECK CHAIN LH	2				0	0
130	K2561-38330	BOLT CHECK CHAIN	2				0	0
140	75599-31015	HEX.NUT	2				0	0
150	99999-99999	BLANK	0				0	0
160	K2561-38350	CLEVIS	4				0	0
170	K2561-38360	PIN CLEVIS	4				0	0
180	05511-50425	PIN SPLIT	4				0.003	0.0066

LIFT ROD



K2561-067-10

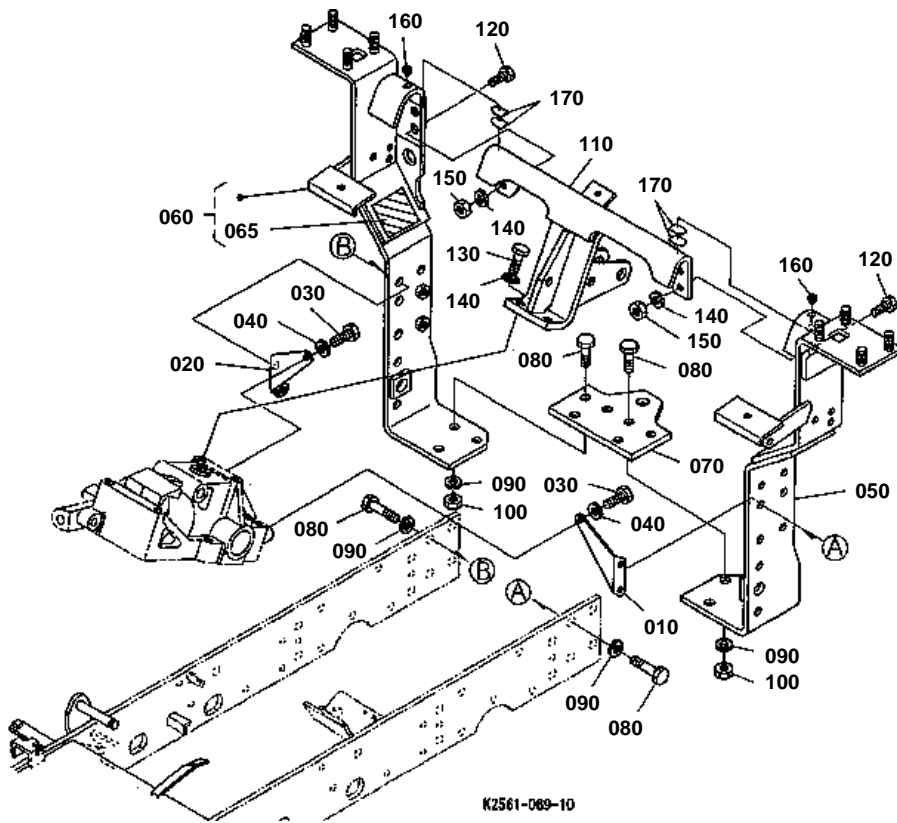


LIFT ROD

↔ Interchangeable; ≠ not interchangeable; ← new for old; → old for new

REF.No	Part No.	Description	Q'ty	S.No.	I/C	REMARKS	Weight (kgf)	Weight (lb)
010	K2561-38220	ROD ASSY LIFT RH	1				0	0
020	K2561-38250	TURNBUCKLE	1				0	0
030	K2561-38230	ROD LIFT RH UPPER	1				0	0
040	K2561-38240	ROD LIFT RH UNDER	1				0	0
050	75599-31018	HEX.NUT	1				0	0
060	K2561-38270	ROD LIFT LH	1				0	0
070	05122-51650	PIN JOINT	2				0.09	0.198
080	K5142-72730	RING SNAP	2				0	0
090	05122-61245	PIN JOINT	2				0.04	0.088
100	75599-53194	PIN COTTER	2				0	0

TOP LINK BRACKET/FENDER BRACKET

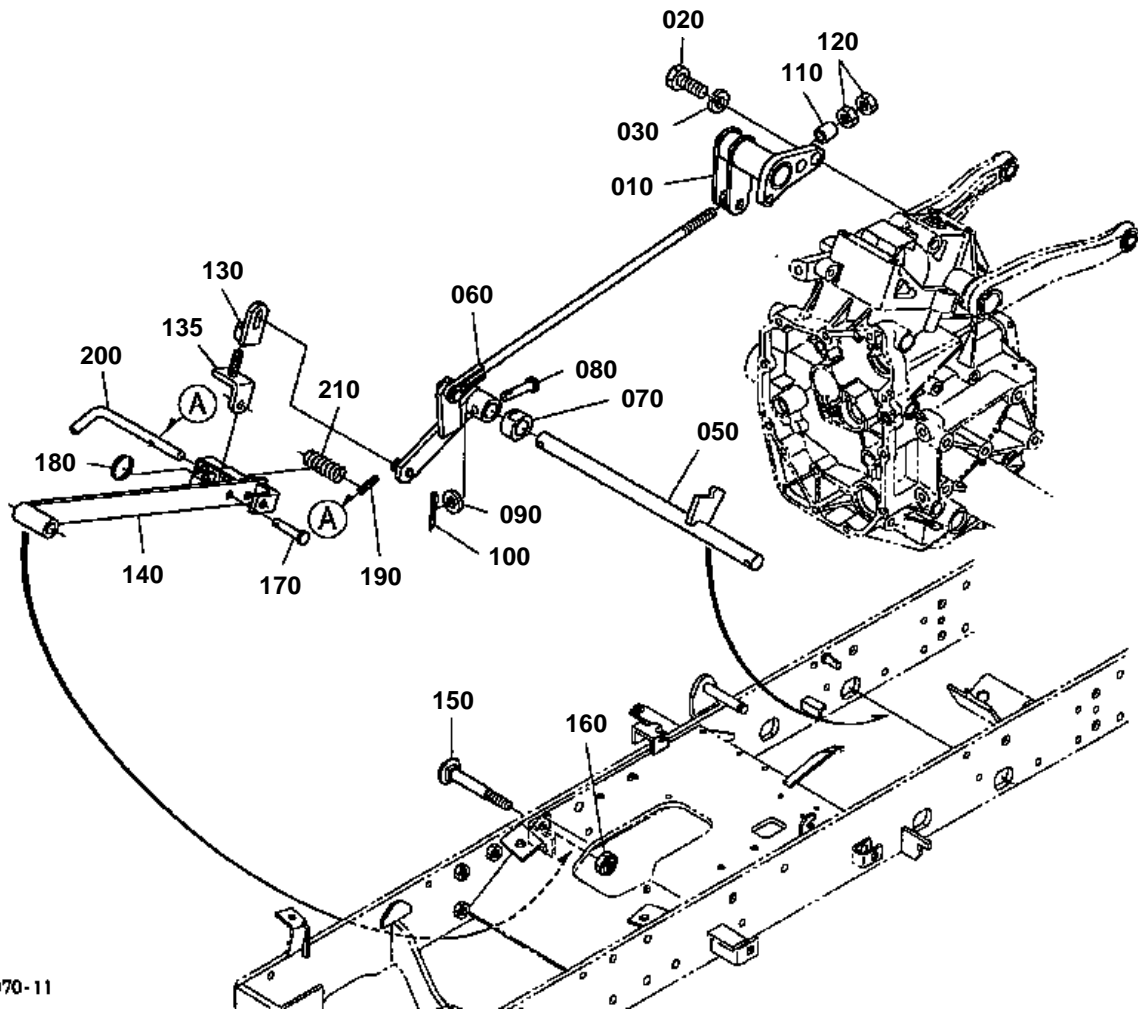




TOP LINK BRACKET/FENDER BRACKET

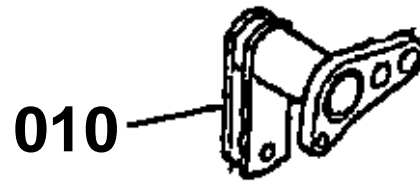
↔ Interchangeable; ≠ not interchangeable; ← new for old; → old for new

REF.No	Part No.	Description	Q'ty	S.No.	I/C	REMARKS	Weight (kgf)	Weight (lb)
010	K2561-21070	SUPPORT REAR2 LH	1				0	0
020	K2561-21080	SUPPORT REAR2 RH	1				0	0
030	01053-51225	BOLT	2				0.036	0.0792
040	04512-60120	WASHER SPRING	2				0.005	0.011
050	K2561-39110	BRACKET FENDER LH	1				0	0
060	K2566-93920	KIT BRACKET FENDER R	1			ENGLISH	0	0
060	K2563-93920	KIT BRACKET FENDER R	1			FRENCH	0	0
065	K2561-65550	LABEL ADJUST CAUTION	1			E.NOT SALE ORDER BY FIG.No.S101-170	0	0
065	K2567-65550	LABEL ADJUST CAUTION	1			F.NOT SALE ORDER BY FIG.No.S101-170	0	0
070	K2561-39180	PLATE HITCH	1				0	0
080	01073-51440	HEX.BOLT	14				0.069	0.1518
090	75599-33016	WASHER SPRING LOCK	14				0.08	0.176
100	02074-50140	HEX.NUT	6				0.021	0.0462
110	K2561-39130	STAY FENDER CENTER	1				0	0
120	01073-51435	HEX.BOLT	4				0.063	0.1386
130	01073-51440	HEX.BOLT	2				0.069	0.1518
140	75599-33016	WASHER SPRING LOCK	6				0.08	0.176
150	02074-50140	HEX.NUT	4				0.021	0.0462
160	K2561-39210	SCREW SOCKET SET	2				0	0
170	K2561-39220	BRACKET SHIM	2			1.2mm	0	0
170	K2561-39230	BRACKET SHIM	2			1.5mm	0	0
170	K2561-39240	BRACKET SHIM	2			1.9mm	0	0



K2561-070-11

010 K2561-4411-0



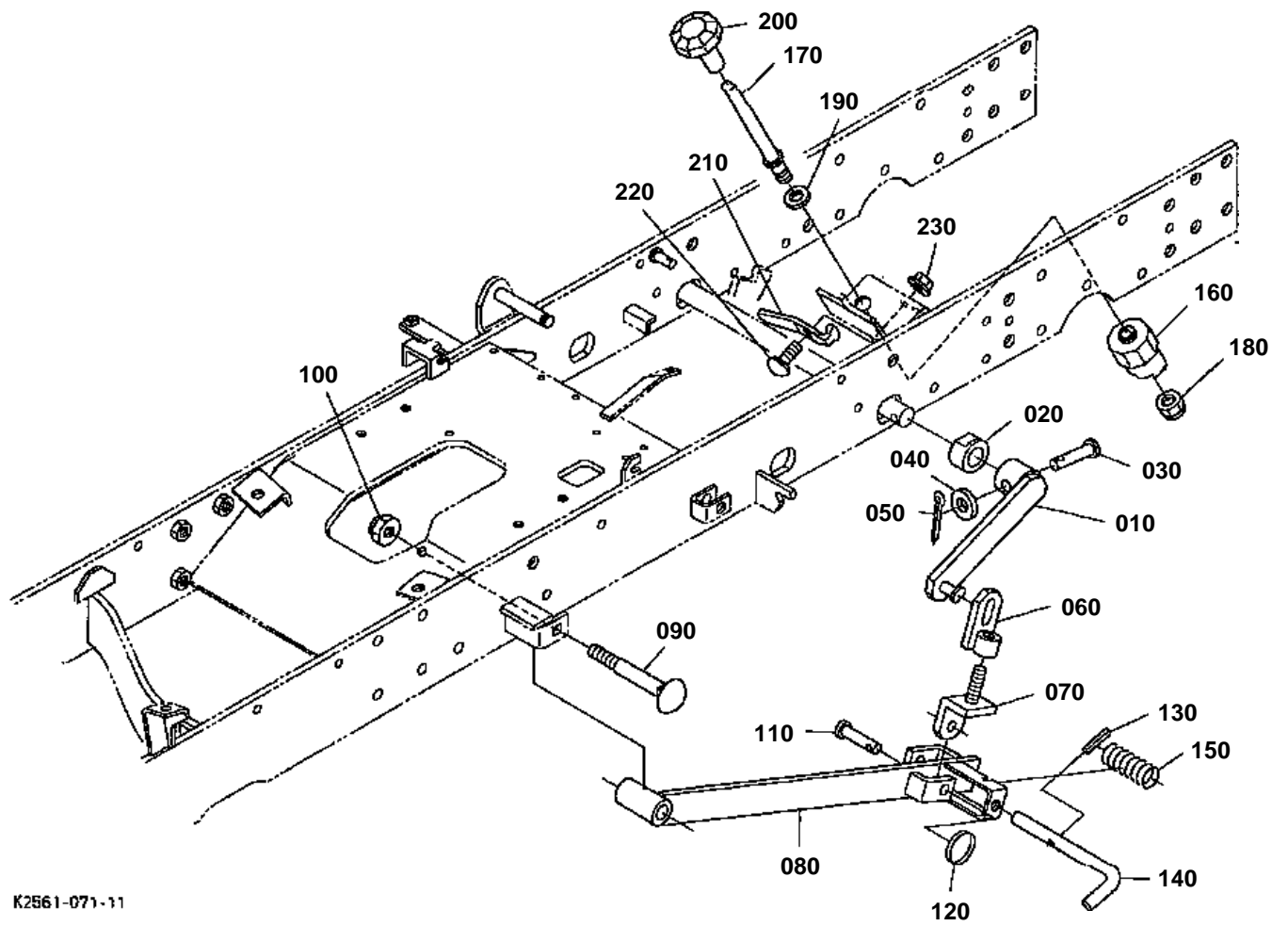
K2561-809-10

**MOWER REAR LINK RH**

↔ Interchangeable; ≠ not interchangeable; ← new for old; → old for new

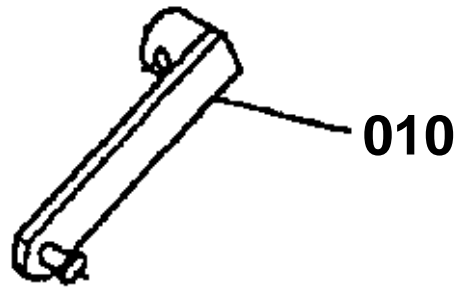
REF.No	Part No.	Description	Q'ty	S.No.	I/C	REMARKS	Weight (kgf)	Weight (lb)
010	K2561-44110	LINK COMP 3P MOWER	1	<=66002			0	0
010	K2561-44114	LINK COMP 3P MOWER	1	>=66003	←		0	0
020	01073-51235	BOLT	2				0.045	0.099
030	04512-60120	WASHER SPRING LOCK	2				0.005	0.011
040	99999-99999	BLANK	0				0	0
050	K2561-44250	SAHFT.REAR LIFT LINK	1				0	0
060	K2561-44200	LINK REAR LIFT RH	1	<=66475			0	0
060	K2561-44203	LINK REAR LIFT RH	1	>=66476	←		1.56	3.432
060	K2561-44204	LINK REAR LIFT RH	1	>=66876	←		1.56	3.432
070	K2561-43180	BUSH	1				0	0
080	75599-51440	PIN CLEVIS	1				0	0
090	75599-32014	WASHER PLAIN	1				0	0
100	75599-53173	PIN COTTER	1				0.002	0.0044
110	K2561-44180	COLLAR MW ADJUST	1				0	0
120	02074-50120	HEX.NUT	2				0.015	0.033
130	K2561-44270	LINK LIFT UPPER	1				0	0
135	K2561-44280	LINK LIFT LOWER	1				0	0
140	K2561-44310	LINK REAR RH	1				0	0
150	K1211-91690	BOLT SHORT SQU.NECK	1				0	0
160	K1211-91930	NUT LOCKING	1				0	0
170	75599-51535	PIN CLEVIS	1				0	0
180	K5142-72730	RING SNAP	1				0	0
190	75599-52532	PIN SPRING	1				0.005	0.011
200	K5651-44650	PIN REAR	1				0.2	0.44
210	K5651-44670	SPRING PIN	1				0.21	0.462

MOWER REAR LINK LH

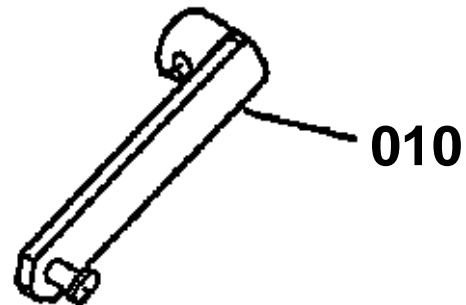


K2561-071-11

010 K2561-4421-0



010 K2561-4421-2

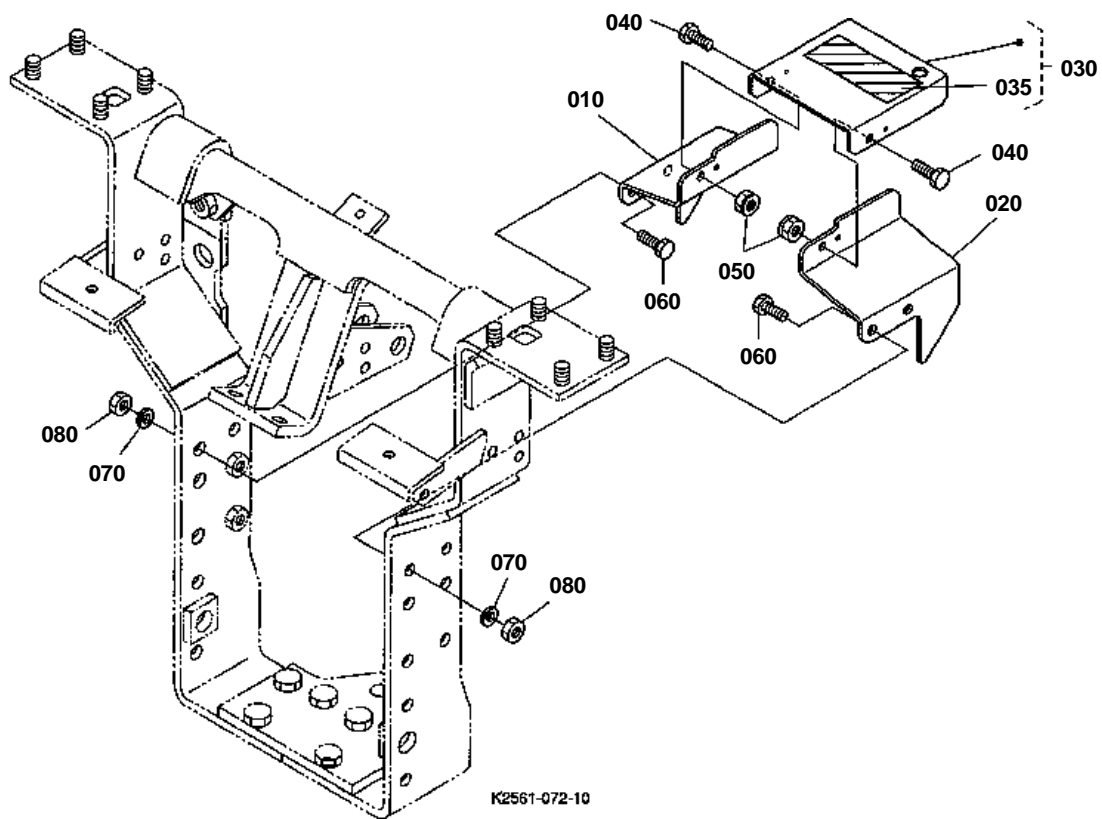


K2561-813-10

**MOWER REAR LINK LH**

↔ Interchangeable; ≠ not interchangeable; ← new for old; → old for new

REF.No	Part No.	Description	Q'ty	S.No.	I/C	REMARKS	Weight (kgf)	Weight (lb)
010	K2561-44210	LINK REAR LIFT LH	1	<=66475			0	0
010	K2561-44212	LINK REAR LIFT LH	1	>=66476	←		0.72	1.584
010	K2561-44213	LINK REAR LIFT LH	1	>=66876	←		0	0
020	K2561-43180	BUSH	1				0	0
030	75599-51440	PIN CLEVIS	1				0	0
040	75599-32014	WASHER PLAIN	1				0	0
050	75599-53173	PIN COTTER	1				0.002	0.0044
060	K2561-44270	LINK LIFT UPPER	1				0	0
070	K2561-44280	LINK LIFT LOWER	1				0	0
080	K2561-44320	LINK REAR LH	1				0	0
090	K1211-91690	BOLT SHORT SQU.NECK	1				0	0
100	K1211-91930	NUT LOCKING	1				0	0
110	75599-51535	PIN CLEVIS	1				0	0
120	K5142-72730	RING SNAP	1				0	0
130	75599-52532	PIN SPRING	1				0.005	0.011
140	K5651-44650	PIN REAR	1				0.2	0.44
150	K5651-44670	SPRING PIN	1				0.21	0.462
160	K2561-44410	CAM	1				0	0
170	K2561-44420	ROD CAM	1				0	0
180	K1122-91960	NUT FLANGE	1				0.012	0.0264
190	75599-32015	WASHER PLAIN	1				0	0
200	K2561-44430	DIAL CAM	1				0	0
210	K2561-44440	PLATE RETAINER	1				0	0
220	K1122-91320	BOLT SHORT SQU.NECK	1				0.01	0.022
230	02751-50080	NUT FLANGE	1				0.006	0.0132

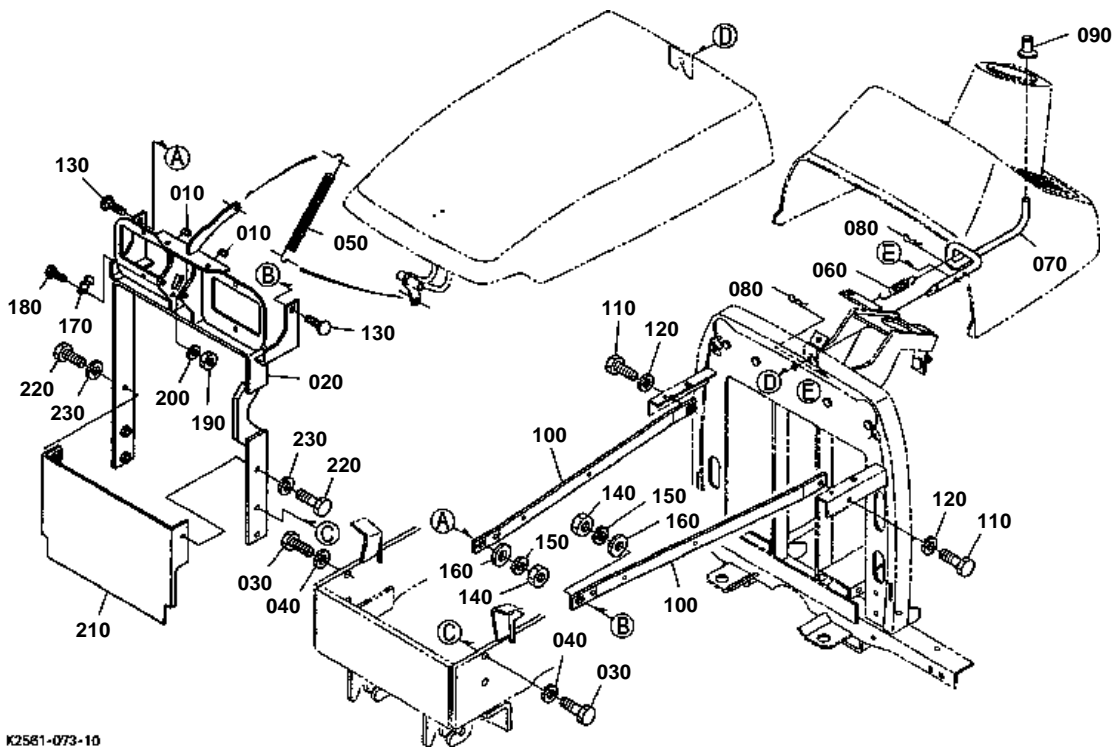


**PTO PROTECTOR**

↔ Interchangeable; ≠ not interchangeable; ← new for old; → old for new

REF.No	Part No.	Description	Q'ty	S.No.	I/C	REMARKS	Weight (kgf)	Weight (lb)
010	K2561-39550	COVER PTO RH	1			NOT SALE	0	0
020	K2561-39560	COVER PTO LH	1			NOT SALE	0	0
030	K2561-93990	KIT COVER PTO UPPER	1			ENGLISH	0	0
030	K2567-93990	KIT COVER PTO UPPER	1			FRENCH	0	0
035	K2561-65540	LABEL PTO WARNING	1			E.NOT SALE ORDER BY FIG.No.S101-170	0	0
035	K2567-65540	LABEL PTO WARNING	1			F.NOT SALE ORDER BY FIG.No.S101-170	0	0
040	01053-50820	HEX.BOLT	2				0.012	0.0264
050	02552-50080	NUT SELF-LOCKING	2				0.005	0.011
060	01073-51025	HEX.BOLT	4				0.025	0.055
070	04512-60100	WASHER SPRING LOCK	4				0.002	0.0044
080	02018-50100	HEX.NUT	4				0.011	0.0242

FRONT GLILLE SUPPORT



K2581-073-10

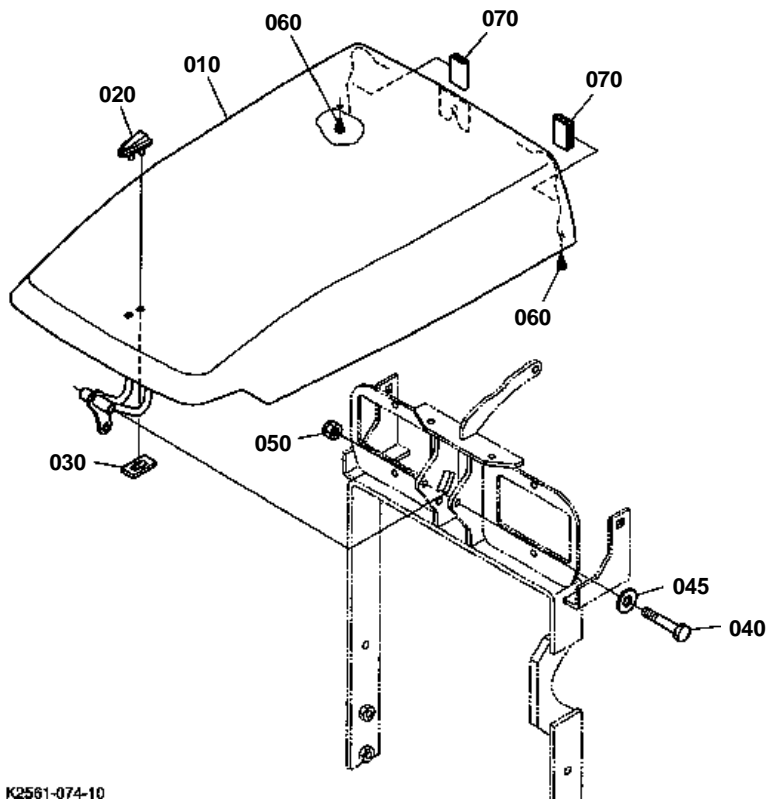


FRONT GLILLE SUPPORT

↔ Interchangeable; ≠ not interchangeable; ← new for old; → old for new

REF.No	Part No.	Description	Q'ty	S.No.	I/C	REMARKS	Weight (kgf)	Weight (lb)
010	K2561-54220	CUSHION	2				0	0
020	K2561-54230	POST BONNET	1				0	0
030	01073-51025	HEX.BOLT	4				0.025	0.055
040	04512-60100	WASHER SPRING LOCK	4				0.002	0.0044
050	K2561-54250	SPRING	1				0	0
060	K2561-54260	SPRING	1				0	0
070	K2561-54270	ROD	1				0	0
080	75599-56004	HAIRPIN COTTER	2				0	0
090	K2561-54280	COVER ROD	1				0	0
100	K2561-54290	SUPPORT	2				0	0
110	01053-50820	HEX.BOLT	2				0.012	0.0264
120	75599-33012	WASHER SPRING LOCK	2				0.002	0.0044
130	K1122-91320	BOLT SHORT SQU.NECK	2				0.01	0.022
140	02114-50080	NUT	2				0.005	0.011
150	75599-33012	WASHER SPRING LOCK	2				0.002	0.0044
160	75599-32012	WASHER PLAIN	2				0.002	0.0044
170	K2561-54430	STOPPER BONNET	1				0	0
180	01053-50616	BOLT	1				0.005	0.011
190	02014-50060	HEX.NUT	1				0.003	0.0066
200	75599-33011	WASHER SPRING LOCK	1				0	0
210	K2561-54450	COVER FLYWHEEL	1				0	0
220	01053-50820	HEX.BOLT	2				0.012	0.0264
230	75599-33012	WASHER SPRING LOCK	2				0.002	0.0044

BONNET



K2561-074-10

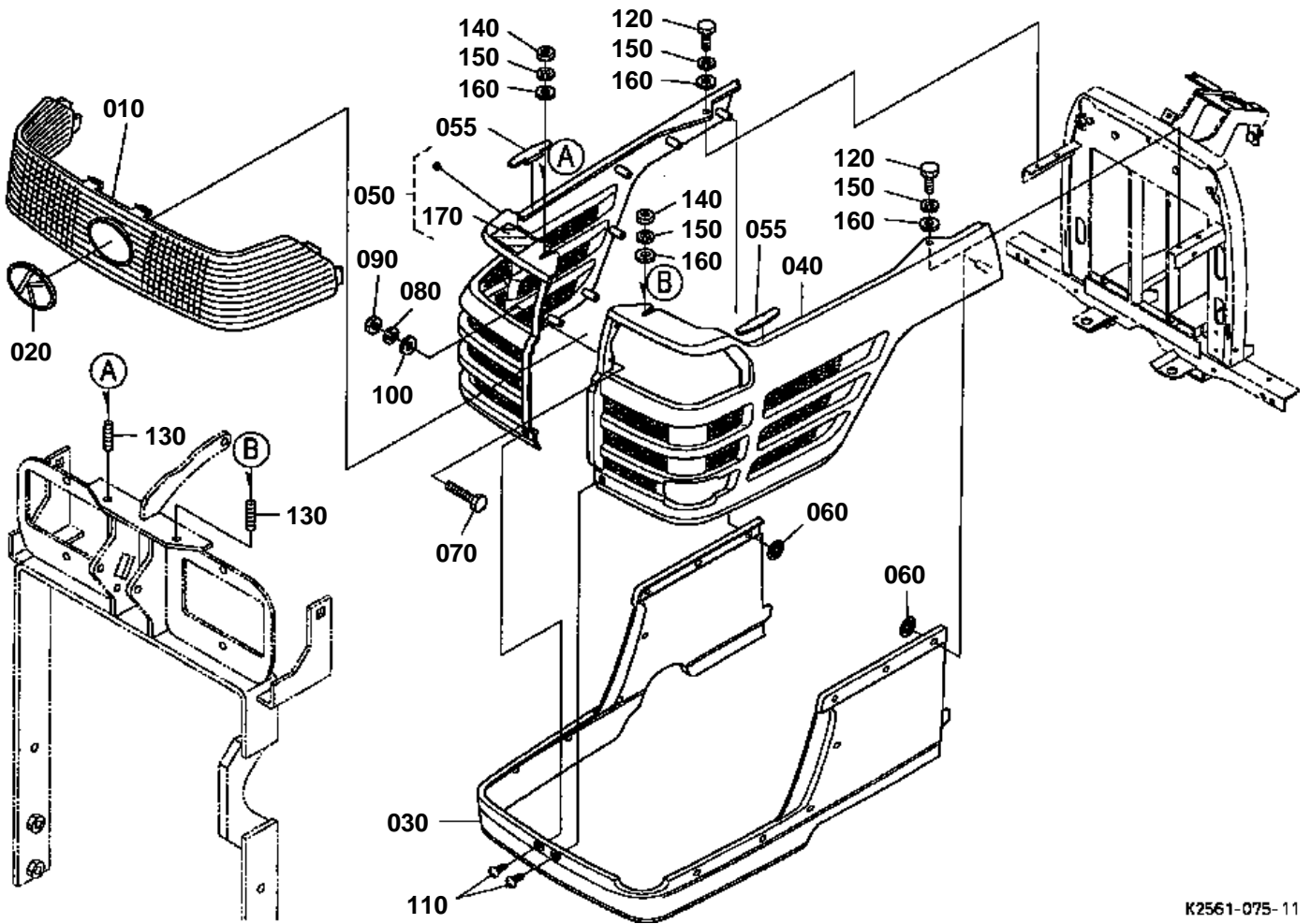


BONNET

↔ Interchangeable; ≠ not interchangeable; ← new for old; → old for new

REF.No	Part No.	Description	Q'ty	S.No.	I/C	REMARKS	Weight (kgf)	Weight (lb)
010	K2561-54110	COMP BONNET UPPER	1				0	0
020	K2561-54130	MASCOT	1				0	0
030	K2561-54170	NUT SPEED	1				0	0
040	01053-50870	BOLT	1				0.027	0.0594
045	75599-32012	WASHER PLAIN	1				0.002	0.0044
050	K5112-72840	HEX.LOCK NUT	1				0.005	0.011
060	K2561-54370	CUSHION BONNET	2				0	0
070	K2561-54380	TRIM	2				0	0

BONNET SIDE



K2561-075-11

055 K1122-5716-0

055



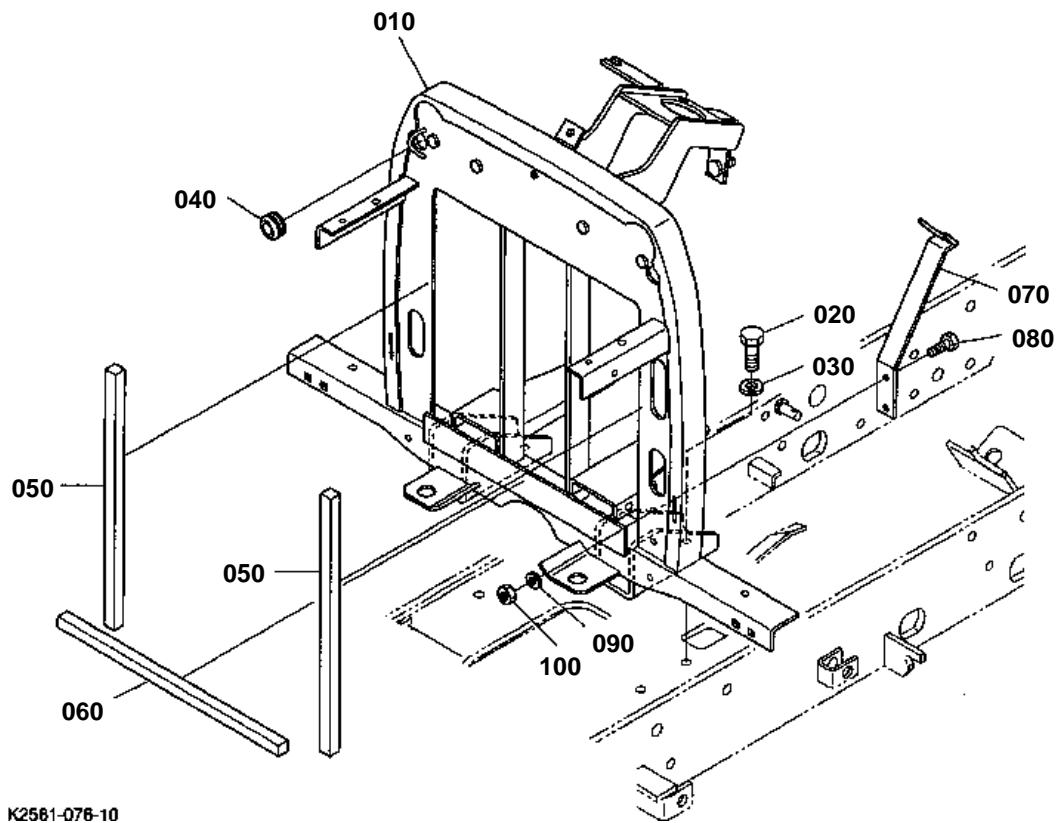
K2561-807-10

**BONNET SIDE**

↔ Interchangeable; ≠ not interchangeable; ← new for old; → old for new

REF.No	Part No.	Description	Q'ty	S.No.	I/C	REMARKS	Weight (kgf)	Weight (lb)
010	K2561-54120	LENS	1				0	0
020	T1060-49500	MARK SYMBOL	1				0.01	0.022
030	K2561-54140	BONNET UNDER	1				0	0
040	K2561-54150	COVER LH	1				0	0
050	K2561-95410	KIT COVER BONNET RH	1				0	0
055	K1122-57160	CUSHION RUBBER	2	≤61424			0.001	0.0022
055	K2561-54200	CUSHION	2	≥61425	←		0.004	0.0088
060	K2561-54410	NUT PUSH	14				0	0
070	01053-50655	BOLT	2				0.013	0.0286
080	75599-33011	WASHER SPRING LOCK	2				0	0
090	02014-50060	NUT	2				0.003	0.0066
100	75599-32009	WASHER PLAIN	4				0	0
110	K2561-54180	SCREWS TAPPING	2				0	0
120	01053-50620	BOLT	2				0.006	0.0132
130	01513-50625	STUD	2				0.007	0.0154
140	02014-50060	NUT	2				0.003	0.0066
150	75599-33011	WASHER SPRING LOCK	4				0	0
160	04015-60060	WASHER PLAIN	4				0.005	0.011
170	K2561-65420	LABEL HOT CAUTION	1				0	0

CENTER PILLAR



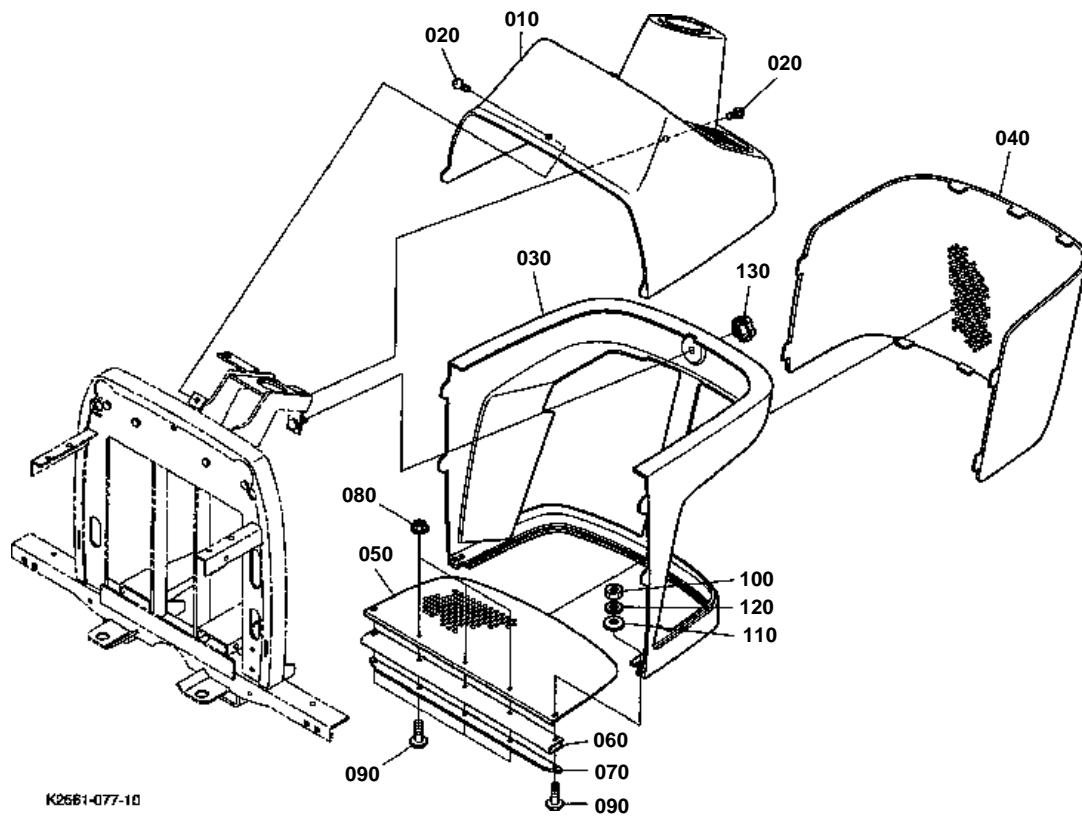
K2561-076-10

**CENTER PILLAR**

↔ Interchangeable; ≠ not interchangeable; ← new for old; → old for new

REF.No	Part No.	Description	Q'ty	S.No.	I/C	REMARKS	Weight (kgf)	Weight (lb)
010	K2561-57210	PILLAR CENTER	1				0	0
020	01073-51025	HEX.BOLT	4				0.025	0.055
030	04512-60100	WASHER SPRING LOCK	4				0.002	0.0044
040	K2561-57240	GROMMET WIRE	1				0	0
050	K2561-57250	SPONGE	2				0	0
060	K2561-57350	SPONGE LOWER	1				0	0
070	K2561-41690	STAY HOSE	1				0	0
080	01053-50820	BOLT	2				0.012	0.0264
090	75599-33012	WASHER SPRING	2				0.002	0.0044
100	02054-50080	NUT	2				0.005	0.011

PANEL FRAME



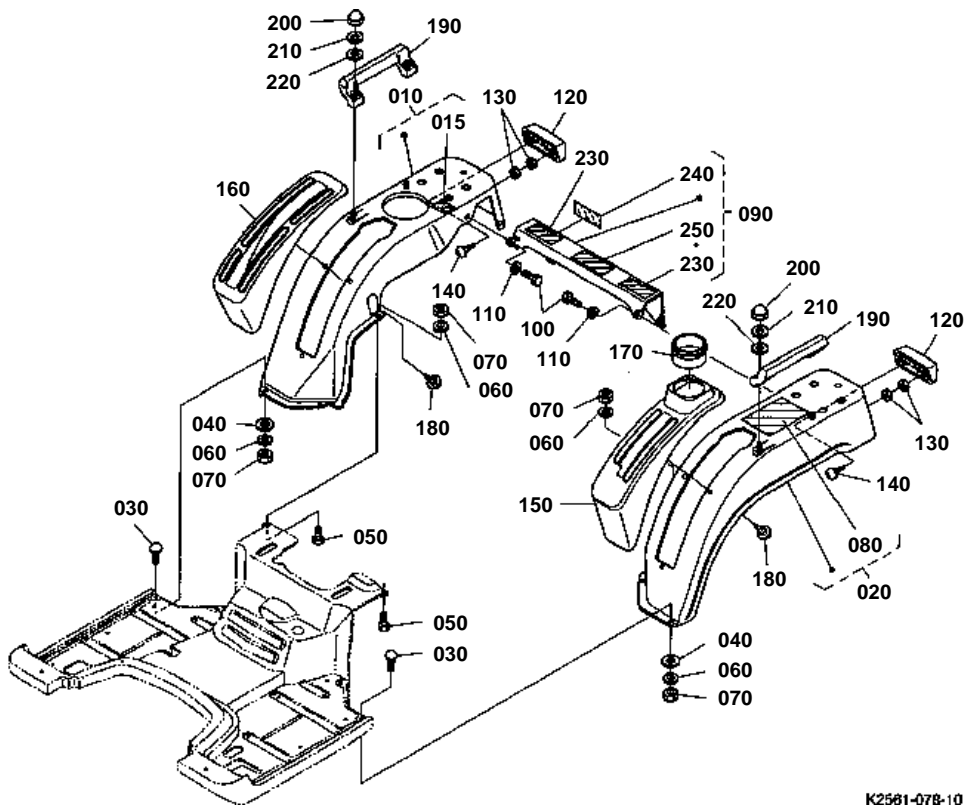
K2661-077-10



PANEL FRAME

↔ Interchangeable; ≠ not interchangeable; ← new for old; → old for new

REF.No	Part No.	Description	Q'ty	S.No.	I/C	REMARKS	Weight (kgf)	Weight (lb)
010	K2561-57110	PANEL U	1				0	0
020	K2561-57160	SCREW	2				0	0
030	K2561-57130	PANEL D	1				0	0
040	K2561-57140	AIR INTAKE SCREEN	1				0	0
050	K2561-57150	AIR INTAKE SCREEN	1				0	0
060	K2561-57180	SHEET DUST COVER	1				0	0
070	K2561-57190	PLATE RUBBER HOLD	1				0	0
080	02751-50060	NUT FLANGE	3				0.005	0.011
090	03017-50616	SCREW CR-REC-BD-HD	5				0.005	0.011
100	02014-50060	NUT	2				0.003	0.0066
110	75599-32011	WASHER PLAIN	2				0.001	0.0022
120	75599-33011	WASHER SPRING	2				0	0
130	K2561-57170	NUT KNOB	1				0	0

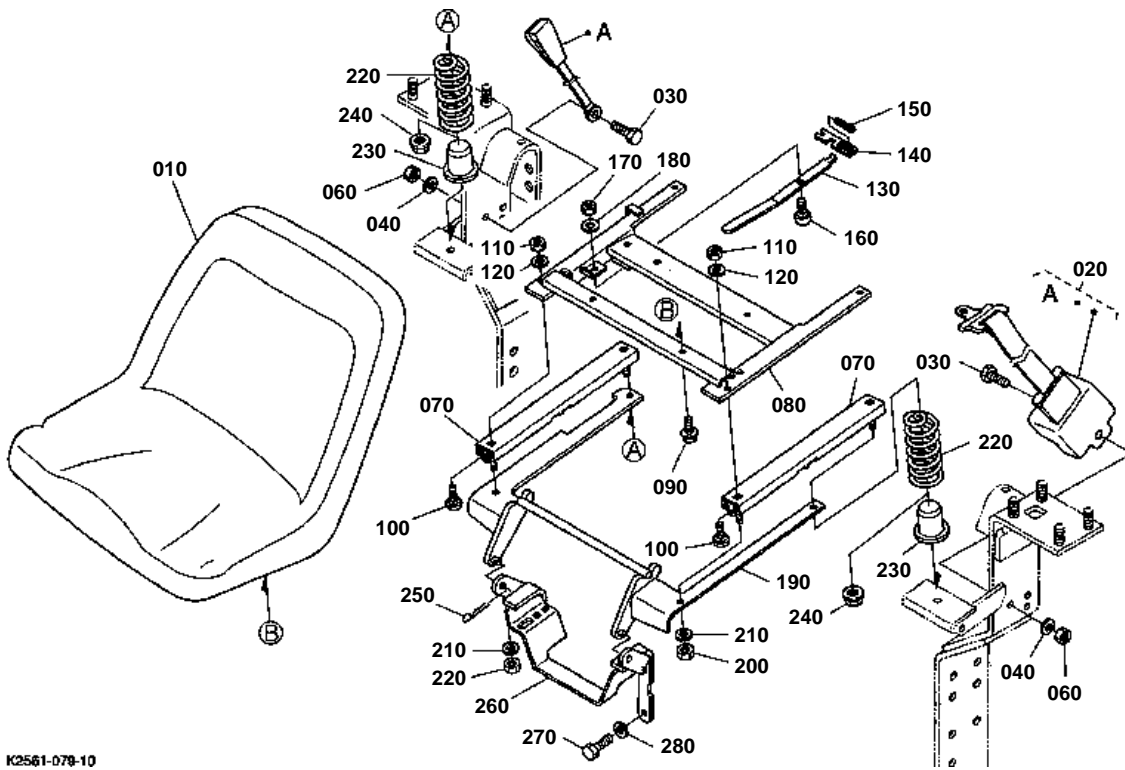


K2581-078-10

**FENDER**

↔ Interchangeable; ≠ not interchangeable; ← new for old; → old for new

REF.No	Part No.	Description	Q'ty	S.No.	I/C	REMARKS	Weight (kgf)	Weight (lb)
010	K2561-95520	KIT FENDER RH	1				0	0
015	K2561-65490	LABEL FUEL	1			E.NOT SALE ORDER BY FIG.No.S101-170	0	0
020	K2561-95530	KIT FENDER LH	1			ENGLISH	0	0
020	K2567-95530	KIT FENDER LH	1			FRENCH	0	0
030	K1122-91320	BOLT SHORT SQU.NECK	4				0.01	0.022
040	75599-32113	WASHER PLAIN	4				0	0
050	01053-50812	BOLT	2				0.009	0.0198
060	75599-33012	WASHER SPRING LOCK	6				0.002	0.0044
070	02054-50080	HEX.NUT	6				0.005	0.011
080	K2561-65480	LABEL SAFETY	1			E.NOT SALE ORDER BY FIG.No.S101-170	0	0
080	K2567-65480	LABEL SAFETY	1			F.NOT SALE ORDER BY FIG.No.S101-170	0	0
090	K2561-95540	KIT COVER FENDER R	1			ENGLISH	0	0
090	K2567-95540	KIT COVER FENDER R	1			FRENCH	0	0
100	01053-50820	HEX.BOLT	4				0.012	0.0264
110	75599-33012	WASHER SPRING LOCK	4				0.002	0.0044
120	K2561-55110	BASE TAIL LAMP	2				0	0
130	02054-50040	NUT	8				0.001	0.0022
140	K1122-55280	SCREW TAPPING	4				0.002	0.0044
150	K2561-55210	GUIDE LEVER LH	1				0	0
160	K2561-55220	GUIDE LEVER RH	1				0	0
170	K2561-55270	HOLDER CUP	1				0	0
180	K1122-55280	SCREW TAPPING	6				0.002	0.0044
190	K2561-55280	HANDRAIL	2				0	0
200	K2561-55290	NUT CAP	4				0	0
210	04512-60100	WASHER SPRING LOCK	4				0.002	0.0044
220	75599-32013	WASHER PLAIN	4				0.03	0.066
230	K2561-65520	LABEL SPACE WARNING	2			E.NOT SALE ORDER BY FIG.No.S101-170	0	0
230	K2567-65520	LABEL SPACE WARNING	2			F.NOT SALE ORDER BY FIG.No.S101-170	0	0
240	K2561-65560	LABEL HITCH WARNING	1			E.NOT SALE ORDER BY FIG.No.S101-170	0	0
240	K2567-65560	LABEL HITCH WARNING	1			F.NOT SALE ORDER BY FIG.No.S101-170	0	0
250	K2561-65570	LABEL ROPS WARNING	1			E.NOT SALE.ORDER BY FIG.No.S101-170	0	0
250	K2567-65570	LABEL ROPS WARNING	1			F.NOT SALE.ORDER BY FIG.No.S101-170	0	0



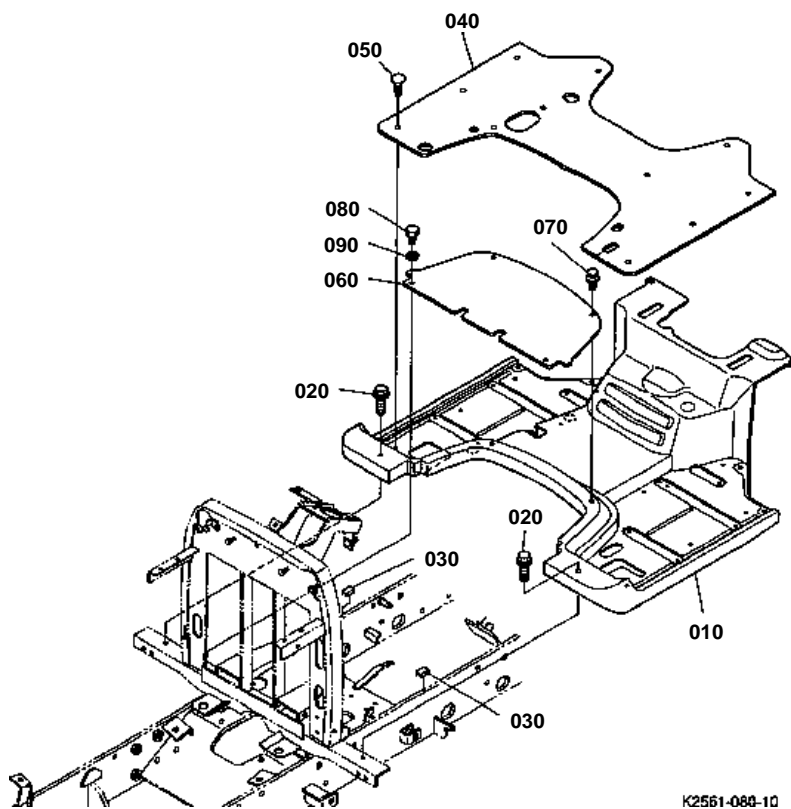
K2561-078-10



SEAT

↔ Interchangeable; ≠ not interchangeable; ← new for old; → old for new

REF.No	Part No.	Description	Q'ty	S.No.	I/C	REMARKS	Weight (kgf)	Weight (lb)
010	K1122-56110	SEAT	1				6.7	14.74
020	K2561-56850	SEAT BELT ASSY	1				0.81	1.782
030	01073-51030	HEX.BOLT	2				0.028	0.0616
040	04512-60100	WASHER SPRING LOCK	2				0.002	0.0044
050	99999-99999	BLANK	0				0	0
060	02018-50100	NUT	2				0.011	0.0242
070	K2561-56710	RAIL SEAT	2				0	0
080	K2561-56750	STAY UPPER RAIL	1	<=66875			0	0
080	K2561-56758	STAY UPPER RAIL	1	>=66876	←		0	0
090	0Y171-50508	BOLT FLANGE	4				0	0
100	K1122-91320	BOLT SHORT SQU.NECK	4				0.01	0.022
110	02054-50080	HEX.NUT	4				0.005	0.011
120	75599-33012	WASHER SPRING LOCK	4				0.002	0.0044
130	K2561-56810	LEVER ADJUSTER	1				0	0
140	K2561-56830	PLATE STOPPER	1				0	0
150	K2561-56820	SPRING ADJUST	1				0	0
160	K1122-91320	BOLT SHORT SQU.NECK	1				0.01	0.022
170	K5112-72840	HEX.LOCK NUT	1				0.005	0.011
180	75599-32112	WASHER PLAIN	1				0	0
190	K2561-56740	STAY LOWER RAIL	1				0	0
200	75599-31012	HEX.NUT	2				0	0
210	75599-33012	WASHER SPRING LOCK	2				0.002	0.0044
220	K2561-56780	SPRING SEAT	2				0	0
230	K2561-56790	CAP SPRING	2				0	0
240	75599-31072	NUT FLANGE	2				0	0
250	75599-56004	HAIRPIN COTTER	1				0	0
260	K2561-56730	STAY SEAT RAIL FRONT	1				0	0
270	01053-51030	HEX.BOLT	4				0.027	0.0594
280	04512-60100	WASHER SPRING LOCK	4				0.002	0.0044

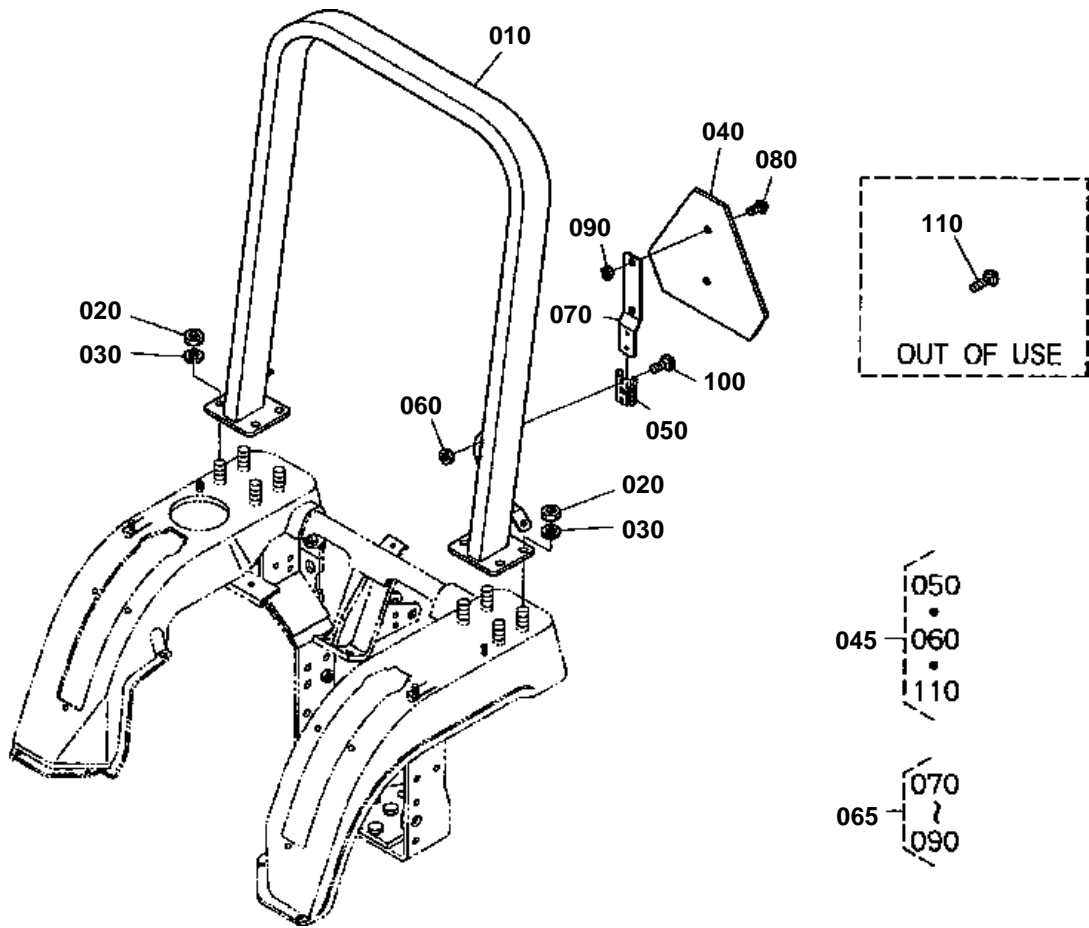


K2561-088-10

**STEP**

↔ Interchangeable; ≠ not interchangeable; ← new for old; → old for new

REF.No	Part No.	Description	Q'ty	S.No.	I/C	REMARKS	Weight (kgf)	Weight (lb)
010	K2561-55150	STEP	1				0	0
020	01754-50820	BOLT FLANGE	2				0.015	0.033
030	K2561-55180	TRIM FRAME	2				0	0
040	K2561-55310	SHEET STEP	1				0	0
050	K1211-84560	PUSH RIVET	11				0	0
060	K2561-57310	PLATE STEP	1				0	0
070	K2561-57320	RIVET SCREW	2				0	0
080	01053-50818	BOLT	2				0.011	0.0242
090	75599-33012	WASHER SPRING LOCK	2				0.002	0.0044

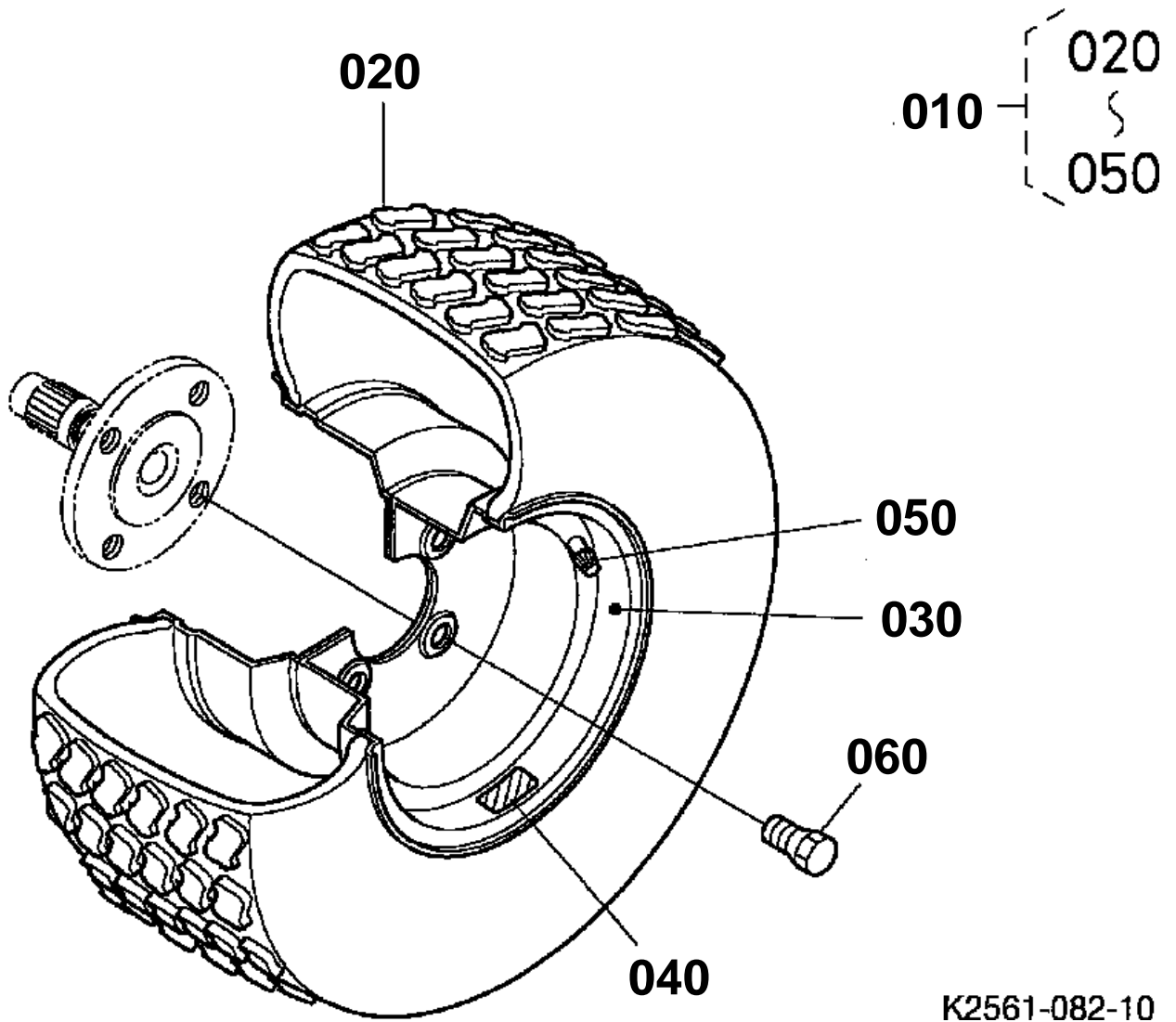


K2561-008-11

**ROPS**

↔ Interchangeable; ≠ not interchangeable; ← new for old; → old for new

REF.No	Part No.	Description	Q'ty	S.No.	I/C	REMARKS	Weight (kgf)	Weight (lb)
010	K2561-39510	ROPS	1				0	0
020	02074-50140	HEX.NUT	8				0.021	0.0462
030	75599-33016	WASHER SPRING LOCK	8				0.08	0.176
040	7L500-89910	SIGN SMV	1				0	0
045	7L500-89920	SOCKET SMV SIGN	1				0	0
050	7L500-89930	SOCKET-MTG SMV	1			NOT SALE	0	0
060	7L500-89950	NUT	2				0	0
065	7L500-89960	SPADE SMV SIGN	1				0	0
070	7L500-89970	SPADE-MTG SMV	1			NOT SALE	0	0
080	7L500-89980	SCREW	2				0	0
090	7L500-89990	NUT	2				0	0
100	7L500-89810	BOLT SQUARE NECK	2				0	0
110	7L500-89940	BOLT SQUARE NECK	4				0	0



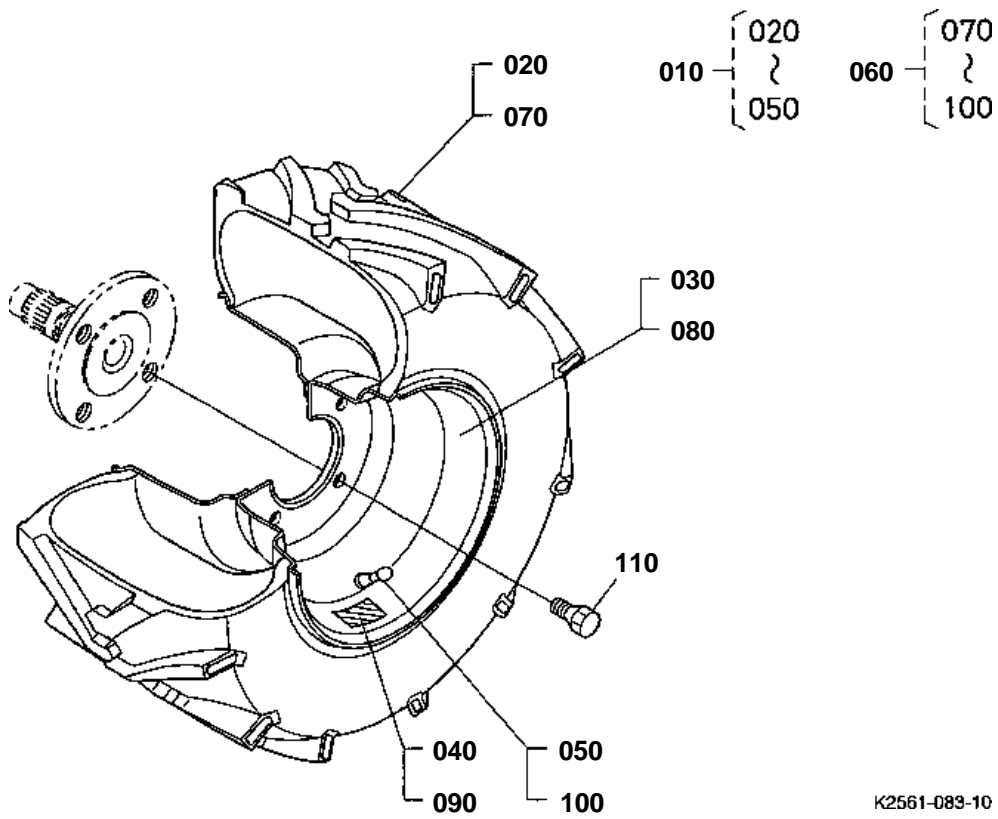


FRONT WHEEL (18*8.50-8)

↔ Interchangeable; ≠ not interchangeable; ← new for old; → old for new

REF.No	Part No.	Description	Q'ty	S.No.	I/C	REMARKS	Weight (kgf)	Weight (lb)
010	K2561-18100	TIRE ASSY T 18X8.5-8	2				0	0
020	K2561-18140	TIRE T 18X8.50-8	2				0	0
030	K2561-18180	WHEEL 8X7	2				0	0
040	K2561-18360	LABEL T 18X8.5-8	2				0	0
050	66120-17190	VALVE STEM TR-412	2				0.012	0.0264
060	K2561-18210	BOLT WHEEL 9/16	8				0	0

FRONT WHEEL (18*8.50-8)

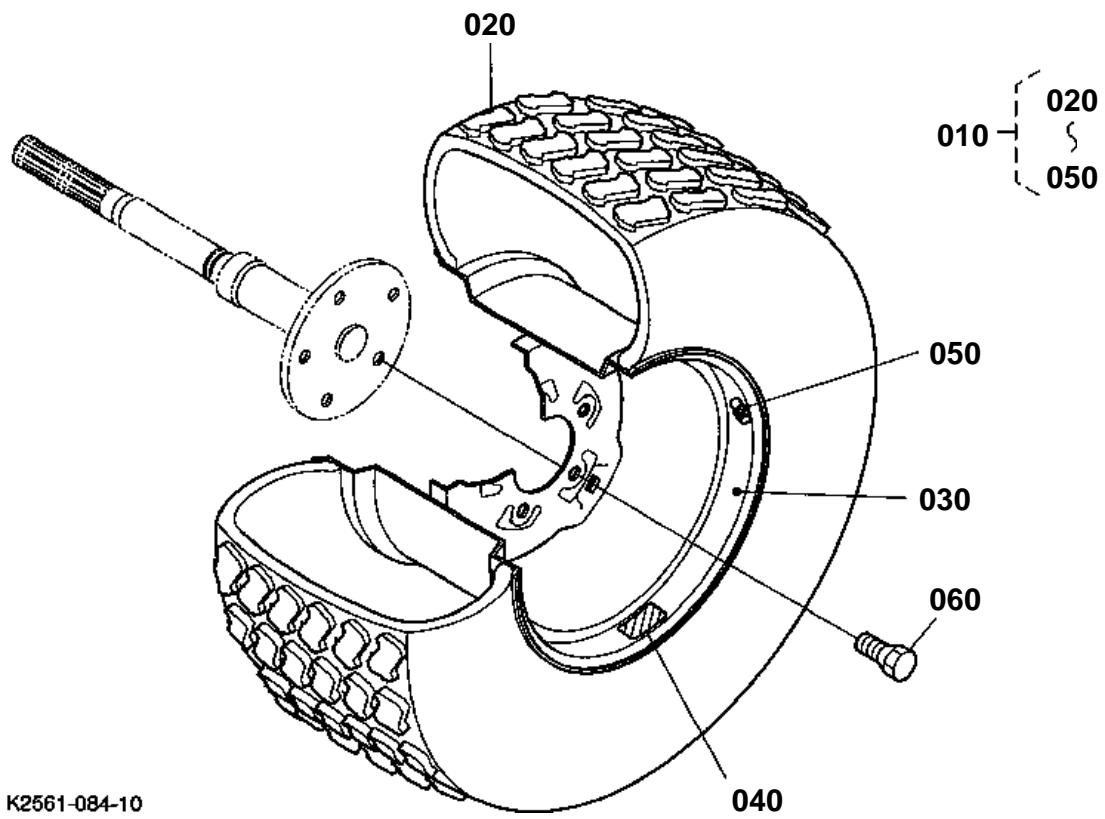




FRONT WHEEL (18*8.50-8)

↔ Interchangeable; ≠ not interchangeable; ← new for old; → old for new

REF.No	Part No.	Description	Q'ty	S.No.	I/C	REMARKS	Weight (kgf)	Weight (lb)
010	K2561-18410	TIRE ASSY BL18X8.5-8	1				7.8	17.16
020	K2561-18150	TIRE B 18X8.50-8	1				0	0
030	K2561-18190	WHEEL 8X7 B	1				0	0
040	K2561-18370	LABEL BL 18X8.5-8	1			NOT SALE	0	0
050	K2561-17220	VALVE TIRE	1				0	0
060	K2561-18420	TIRE ASSY BR18X8.5-8	1				7.8	17.16
070	K2561-18150	TIRE B 18X8.50-8	1				0	0
080	K2561-18190	WHEEL 8X7 B	1				0	0
090	K2561-18380	LABEL BR 18X8.5-8	1				0	0
100	K2561-17220	VALVE TIRE	1				0	0
110	K2561-18210	BOLT WHEEL 9/16	8				0	0



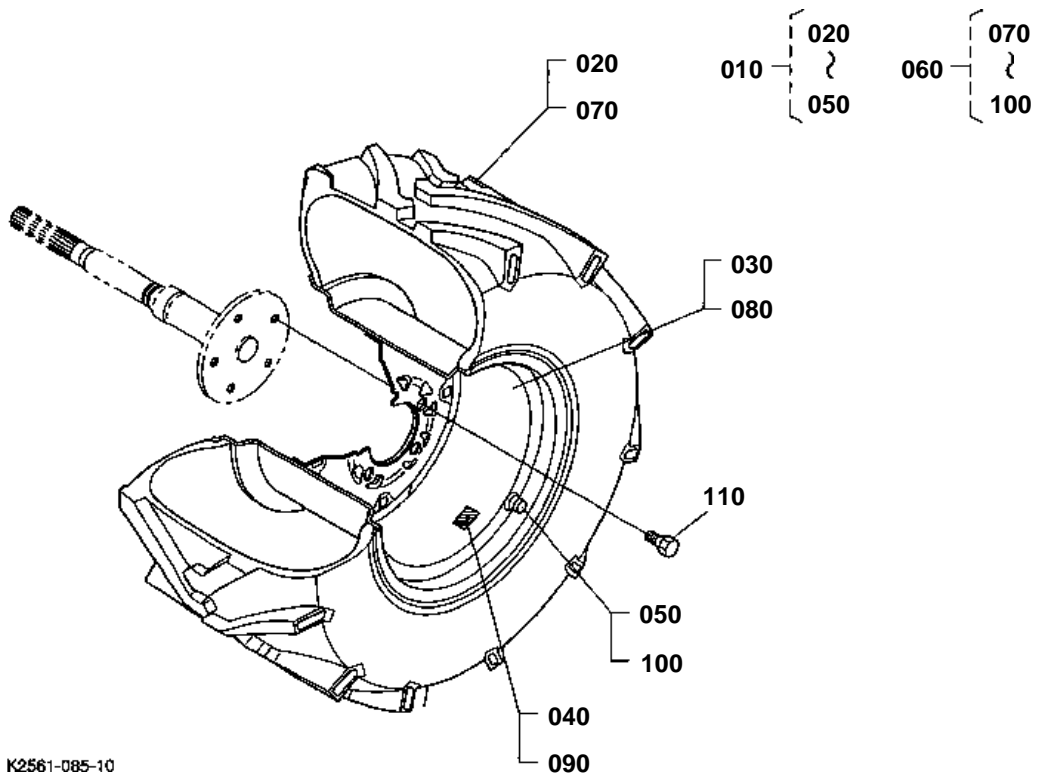
K2561-084-10



REAR WHEEL (26*12.00-12)

↔ Interchangeable; ≠ not interchangeable; ← new for old; → old for new

REF.No	Part No.	Description	Q'ty	S.No.	I/C	REMARKS	Weight (kgf)	Weight (lb)
010	K2561-17100	TIRE ASSY T 26X12-12	2				0	0
020	K2561-17140	TIRE T 26X12.00-12	2				0	0
030	K2561-17180	WHEEL 12X10.5	2				0	0
040	K2561-17360	LABEL T 26X12.00-12	2				0	0
050	66120-17190	VALVE STEM TR-412	2				0.012	0.0264
060	K2561-17210	BOLT WHEEL 1/2	10				0	0

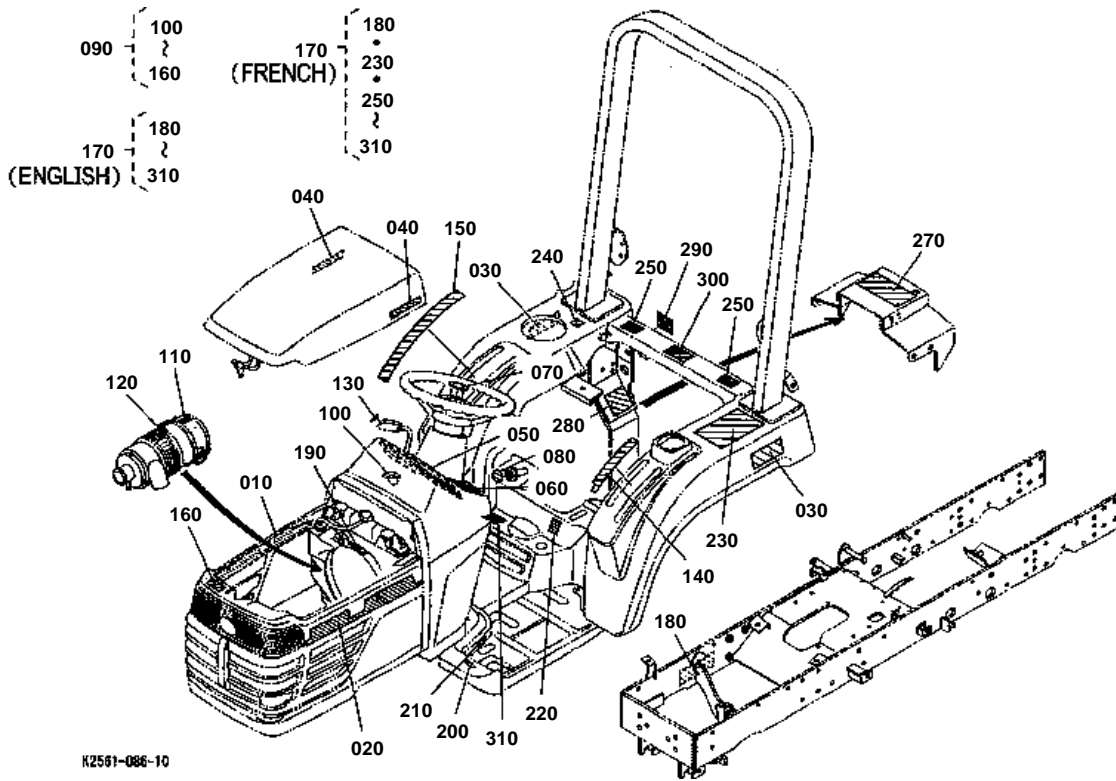




REAR WHEEL (26*12.00-12)

↔ Interchangeable; ≠ not interchangeable; ← new for old; → old for new

REF.No	Part No.	Description	Q'ty	S.No.	I/C	REMARKS	Weight (kgf)	Weight (lb)
010	K2561-17410	TIRE ASSY BL26X12-12	1				20.4	44.88
020	K2561-17150	TIRE B 26X12.00-12	1				0	0
030	K2561-17190	WHEEL 12X10.5 B	1				0	0
040	K2561-17370	LABEL BL 26X12.00-12	1				0	0
050	K2561-17220	VALVE TIRE	1				0	0
060	K2561-17420	TIRE ASSY BR26X12-12	1				20.4	44.88
070	K2561-17150	TIRE B 26X12.00-12	1				0	0
080	K2561-17190	WHEEL 12X10.5 B	1				0	0
090	K2561-17380	LABEL BR 26X12.00-12	1			NOT SALE	0	0
100	K2561-17220	VALVE TIRE	1				0	0
110	K2561-17210	BOLT WHEEL 1/2	10				0	0





LABEL

↔ Interchangeable; ≠ not interchangeable; ← new for old; → old for new

REF.No	Part No.	Description	Q'ty	S.No.	I/C	REMARKS	Weight (kgf)	Weight (lb)
010	K2561-65120	LABEL BONNET RH	1				0	0
020	K2561-65130	LABEL BONNET LH	1				0	0
030	K2561-65250	LABEL 4WD	2				0	0
040	K2561-65140	LABEL POWER STEERING	2				0	0
050	K2561-65213	PLATE INDICATOR	1				0.12	0.264
060	K2561-65220	LABEL LIGHT	1				0	0
070	K2561-65240	MARK STEERING WHEEL	1				0	0
080	K2561-65260	LABEL HYD ADJUST	1	<=66002			0	0
080	K2561-65263	LABEL HYD ADJUST	1	>=66003	←		0	0
090	K2561-65200	LABEL SET 1	1				0	0
100	K2561-65230	LABEL SWITCH	1			NOT SALE	0	0
110	K2561-65330	LABEL CLEANER TOP	1			NOT SALE	0	0
120	K2561-65340	LABEL CLEANER ARROW	1			NOT SALE	0	0
130	K2561-65290	MARK ACCEL.	1			NOT SALE	0	0
140	K2561-65270	LABEL GUIDE LH	1			NOT SALE	0	0
150	K2561-65280	LABEL GUIDE RH	1			NOT SALE	0	0
160	K2561-65420	LABEL HOT CAUTION	1			NOT SALE	0	0
170	K2561-65400	LABEL SET 2	1			ENGLISH	0	0
170	K2567-65400	LABEL SET 2 CA	1			FRENCH	0.045	0.099
180	K2561-65410	LABEL START DANGER	1			ENGLISH NOT SALE	0	0
180	K2567-65410	LABEL START DANGER	1			FRENCH NOT SALE	0	0
190	K2561-65430	LABEL FAN CAUTION	1			NOT SALE	0	0
200	K2561-65440	LABEL DIFF.LOCK	1			NOT SALE	0	0
210	K2561-65450	LABEL PARKING	1			NOT SALE	0	0
220	K2561-65460	LABEL ADJUSTPOSITION	1			NOT SALE	0	0
230	K2561-65480	LABEL SAFETY	1			ENGLISH NOT SALE	0	0
230	K2567-65480	LABEL SAFETY	1			FRENCH NOT SALE	0	0
240	K2561-65490	LABEL FUEL	1			NOT SALE	0	0
250	K2561-65520	LABEL SPACE WARNING	1			ENGLISH NOT SALE	0	0
250	K2567-65520	LABEL SPACE WARNING	1			FRENCH NOT SALE	0	0
260	99999-99999	BLANK	0				0	0
270	K2561-65540	LABEL PTO WARNING	1			ENGLISH NOT SALE	0	0
270	K2567-65540	LABEL PTO WARNING	1			FRENCH NOT SALE	0	0
280	K2561-65550	LABEL ADJUST CAUTION	1			ENGLISH NOT SALE	0	0
280	K2567-65550	LABEL ADJUST CAUTION	1			FRENCH NOT SALE	0	0
290	K2561-65560	LABEL HITCH WARNING	1			ENGLISH NOT SALE	0	0
290	K2567-65560	LABEL HITCH WARNING	1			FRENCH NOT SALE	0	0
300	K2561-65570	LABEL ROPS WARNING	1			ENGLISH NOT SALE	0	0
300	K2567-65570	LABEL ROPS WARNING	1			FRENCH NOT SALE	0	0
310	K2561-65620	LABEL SHIFT LEVER	1			ENGLISH NOT SALE	0	0
310	K2563-65620	LABEL SHIFT LEVER	1			FRENCH NOT SALE ORDER BY K2563-6540-0	0	0

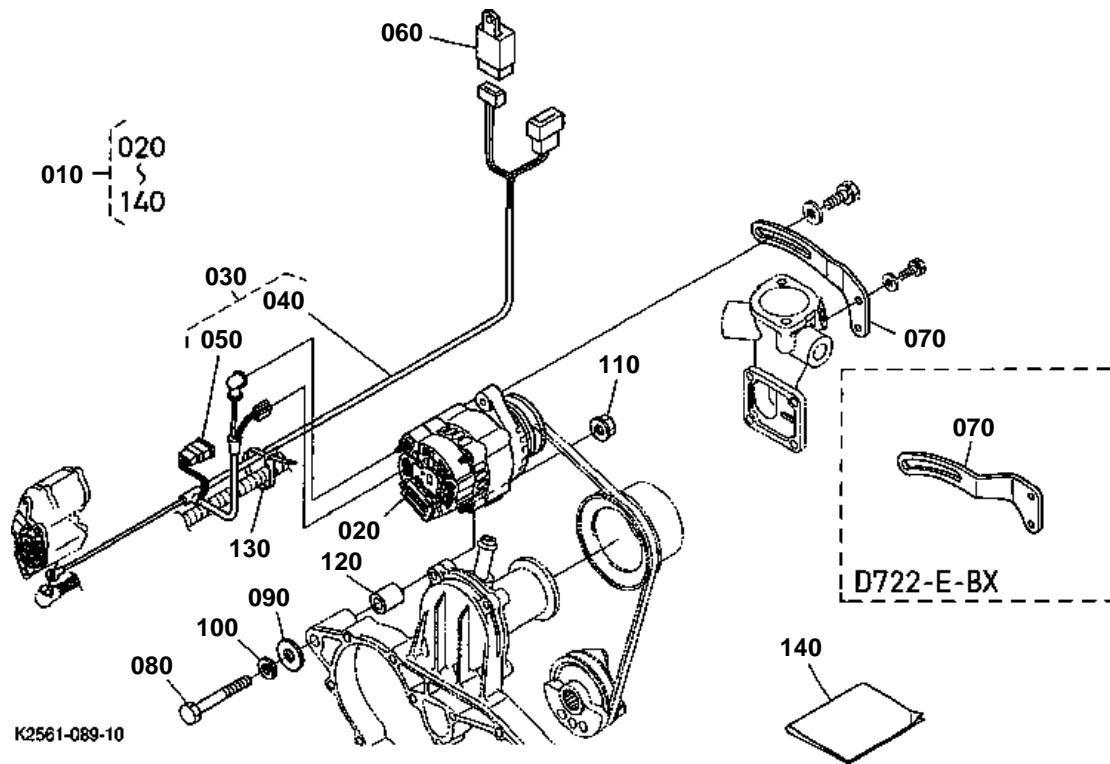


ACCESSORIES AND SERVICE PARTS

↔ Interchangeable; ≠ not interchangeable; ← new for old; → old for new

REF.No	Part No.	Description	Q'ty	S.No.	I/C	REMARKS	Weight (kgf)	Weight (lb)
010	K2561-71210	OPERATORS MANUAL	1			ENGLISH	0	0
010	K2567-71210	OPERATORS MANUAL CA	1			FRENCH	0	0
020	K2561-71510	MANUAL INSTRUCTION	1				0.01	0.022
030	K2561-73210	PACKING ACCESSORY	1				0	0
040	K1122-73220	BAG POLY	1				0.015	0.033

ALTERNATOR KIT [OPTION]



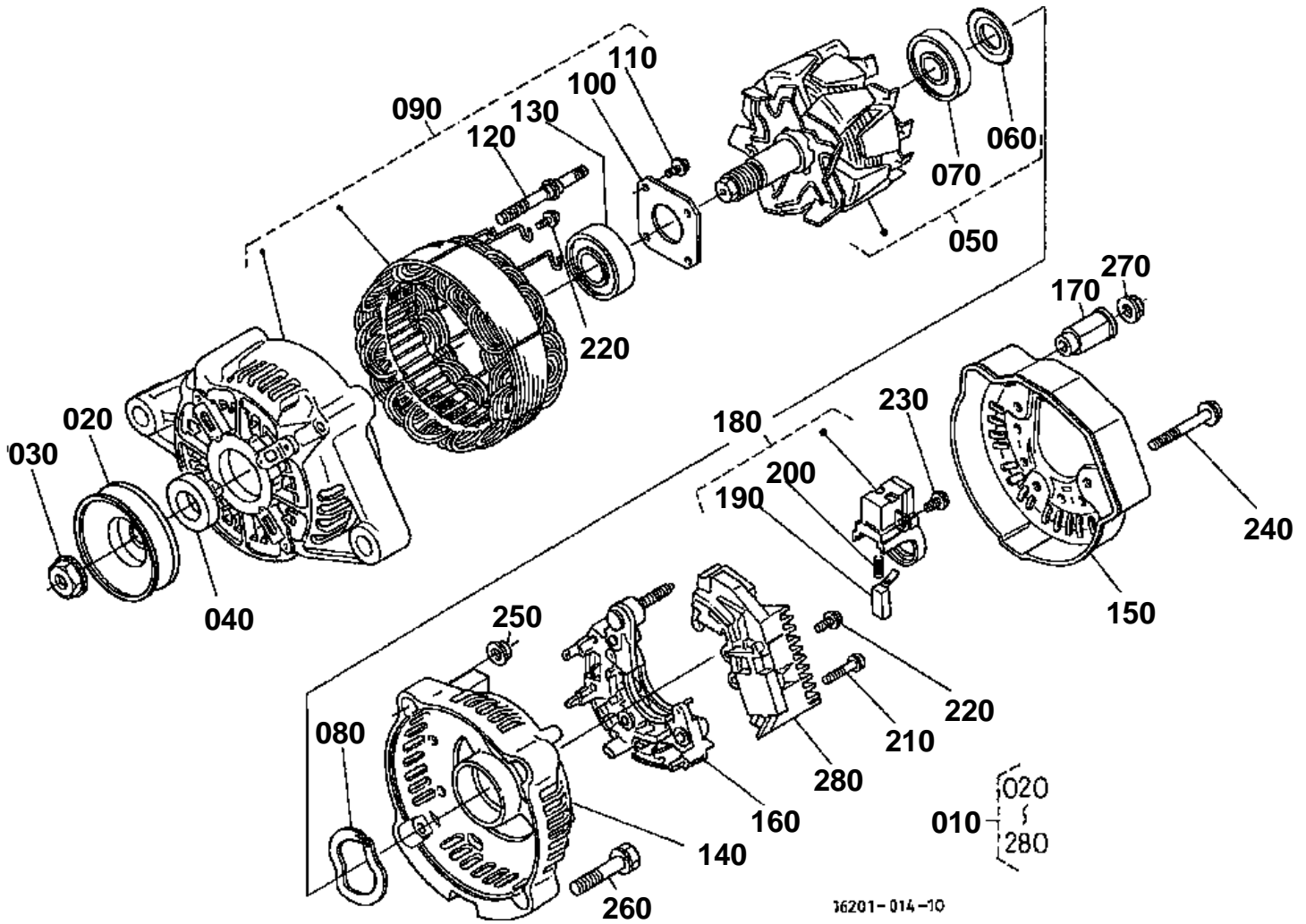


ALTERNATOR KIT [OPTION]

↔ Interchangeable; ≠ not interchangeable; ← new for old; → old for new

REF.No	Part No.	Description	Q'ty	S.No.	I/C	REMARKS	Weight (kgf)	Weight (lb)
010	K2561-98620	KIT ALTERNATOR	1				0	0
020	16241-64010	ASSY ALTERNATOR	1	<=1Q7969		REFER TO L.No.G07-L FOR COMPONENTS.	0	0
020	16241-64012	ASSY ALTERNATOR	1	>=1S0001	←	REFER TO L.No.G07-L FOR COMPONENTS.	0	0
030	K2561-99800	WIRE HARNES ALT.KIT	1				0	0
040	K2561-99810	WIRE HARNES ALT.	1				0	0
050	17478-60080	FUSE	1			50A	0.008	0.0176
060	68881-53540	COMP.RELAY	1				0.04	0.088
070	16241-64420	STAY DYNAMO	1				0.095	0.209
070	15881-64420	STAY DYNAMO	1				0.1	0.22
080	01073-51085	BOLT	1				0.06	0.132
090	75599-32013	WASHER PLAIN	1				0.03	0.066
100	04512-60100	WASHER SPRING	1				0.002	0.0044
110	02771-60100	NUT FLANGE	1				0.01	0.022
120	6C040-95330	COLLAR	1				0.031	0.0682
		ALTERNATOR						
130	K1122-61230	CABLE TIE	1				0.001	0.0022
140	K2561-99820	MANUAL ALT.KIT	1				0	0

ALTERNATOR [COMPONENT PARTS] [OPTION]



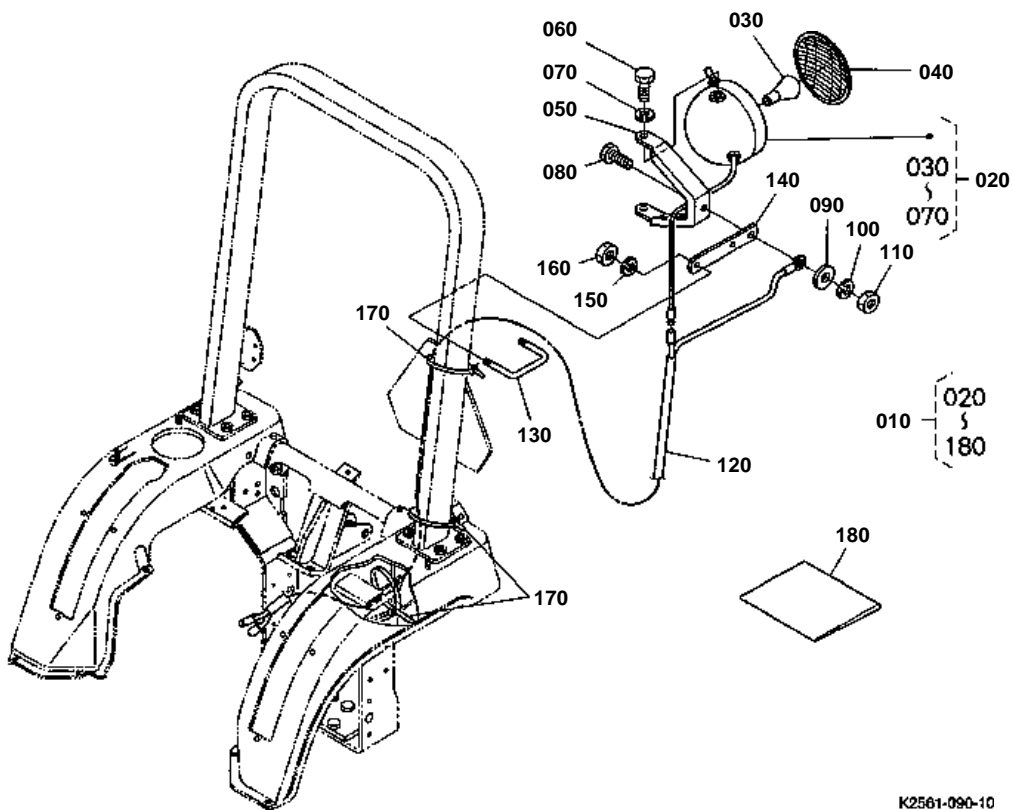


ALTERNATOR [COMPONENT PARTS] [OPTION]

↔ Interchangeable; ≠ not interchangeable; ← new for old; → old for new

REF.No	Part No.	Description	Q'ty	S.No.	I/C	REMARKS	Weight (kgf)	Weight (lb)
010	16241-64010	ASSY ALTERNATOR	1	<=1W7969			0	0
010	16241-64012	ASSY ALTERNATOR	1	>=1S0001	←		0	0
020	15881-64110	PULLEY DYNAMO	1				0.16	0.352
030	15881-92010	NUT	1				0.02	0.044
040	15881-64150	COLLAR	1				0.004	0.0088
050	15881-64040	ROTOR	1	<=1Q7969		NOT SALE	1.2	2.64
050	66436-64040	ROTOR	1	>=1S0001	←		1.2	2.64
060	15881-64800	COVER BEARING	1				0.001	0.0022
070	15881-64770	BEARING BALL	1				0.04	0.088
080	15881-64810	WASHER THRUST	1				0.002	0.0044
090	66436-64020	FRAME DRIVE END	1				1.11	2.442
100	15881-64710	PLATE RETAINER	1				0.01	0.022
110	15881-93010	SCREW ROUND HEAD	4				0.003	0.0066
120	15881-64260	BOLT THROUGH	2				0.01	0.022
130	16652-64780	BEARING BALL	1				0.05	0.11
140	16241-64060	FRAME END	1	<=1Q7969			0.2	0.44
140	16231-64060	FRAME END	1	>=1S0001	←		0	0
150	16231-64230	COVER END	1				0.035	0.077
160	16241-64850	ASSY RECTIFIER	1				0.16	0.352
170	16241-64900	BUSH INSULATION	1				0.007	0.0154
180	16652-64310	HOLDER BRUSH	1				0.025	0.055
190	15881-64090	BRUSH	2				0.002	0.0044
200	15881-64330	SPRING BRUSH	2				0.002	0.0044
210	15881-93020	SCREW ROUND HEAD	2				0.005	0.011
220	15881-93030	SCREW ROUND HEAD	6				0.003	0.0066
230	15881-93040	SCREW ROUND HEAD	1				0.003	0.0066
240	15881-91040	BOLT	3				0.005	0.011
250	15881-92020	NUT	2				0.02	0.044
260	15881-91050	BOLT	2				0.01	0.022
270	14182-92030	NUT	1				0.003	0.0066
280	66436-64600	ASSY REGULATOR	1				0.08	0.176

WORKING LIGHT KIT [OPTION]



K2561-090-10



WORKING LIGHT KIT [OPTION]

↔ Interchangeable; ≠ not interchangeable; ← new for old; → old for new

REF.No	Part No.	Description	Q'ty	S.No.	I/C	REMARKS	Weight (kgf)	Weight (lb)
010	K2561-96290	LIGHT WORKING KIT	1				0	0
020	35305-31402	ASSY LIGHT WORKING	1				0.805	1.771
030	68331-53360	BLUB	1				0.015	0.033
040	68331-53310	LENS	1				0.15	0.33
050	35305-31410	STAY LIGHT	1				0.24	0.528
060	01153-50820	BOLT	2				0.012	0.0264
070	04512-60080	WASHER SPRING	2				0.002	0.0044
080	01073-51025	BOLT	1				0.025	0.055
090	75599-32013	WASHER PLAIN	1				0.03	0.066
100	04512-60100	WASHER SPRING	1				0.002	0.0044
110	02018-50100	NUT	1				0.011	0.0242
120	K2561-96220	WIRE HARNES W.LIGHT	1				0	0
130	K2561-96240	ROD U THREAD	1				0	0
140	K2561-96250	PLATE WORKING LIGHT	1				0	0
150	75599-33012	WASHER SPRING	2				0.002	0.0044
160	02054-50080	NUT	2				0.005	0.011
170	K2561-96260	TIE RELEASABLE	3				0	0
180	K2561-96230	MANUAL LIGHT KIT	1				0	0